

These data and related items of information have not been formally disseminated by NOAA, and do not represent any agency determination, view, or policy.

DETROIT RIVER AOC

STONY & CELERON ISLAND HABITAT RESTORATION DESIGN

SEDIMENT SAMPLING SUMMARY

July 2014

Environmental Consulting & Technology, Inc. (ECT) completed sediment sample collection and analysis in the vicinity of both Stony and Celeron Islands of the Detroit River. The primary objective of this effort was to provide an evaluation of the sediment in the areas that may be used for potential habitat improvements to the islands. This was accomplished by collecting sediment and Global Positioning System (GPS) data to map the existing conditions of the project area.

The scope of the sediment work included: select sampling locations; get a rough estimation of sediment depth and composition; collection of sediment samples and laboratory analysis; comparison of laboratory analysis; and mapping of the results. Three separate sampling events were completed during the investigation; December 2013, April 2014 (Test Pits) and May 2014. In total, there were 37 samples taken from Stony and 41 samples from Celeron. The sample locations are documented in the Sediment Sampling Maps. Additionally, the locations of the EPA sampling occurrence at Celeron are also show on the Celeron map. All the sediment data for each event is provided in tables attached.

This information was presented to Michigan Department of Environmental Quality (MDEQ) and the United States Environmental Protection Agency (EPA) for review.

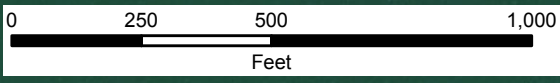
EPA, MDEQ, Friends of Detroit River (FDR) and ECT met to discuss the proposed work to be done at each island in relation to the sediment data. The results indicate some contamination



present in the North Bay, one location in the South Bay of Stony Island, and on the east side of Celeron Island. The result was some agreed to adjustments to the proposed shoal and habitat structure locations for the islands:

- No dredging in the North Bay of Stony will occur. Only work for the shoal construction will take place.
- Elimination of the barrow/habitat pit around sample location S04 at Stony will occur.
- Provide barrow/habitat pit along south j-hook shoal at Stony as replacement for the eliminated pit new S04.
- All other proposed habitat shoals and structures are ok were located.
- Elimination of the eastern shoal at Celeron as this is an area of PNA contamination.
- Eliminate habitat structure in backwater area of eastern shoal due to contamination presence.
- Construct a shoal on the northeast side of Celeron to provide protection and habitat to the upper back water areas, due to the elimination of the east shoal
- Southern and south crescent shoals are ok to construct, but “break up” into staggered island shoals to allow for flow around and between (current and sediment movement).
- The revised project plan layout for each island based on the agreed to project recommendations are attached.

Sediment Sampling Location Maps



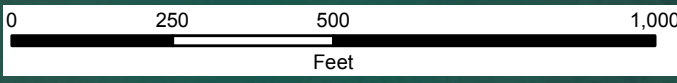
Copyright© 2014 Esri, DeLorme, HERE, TomTom, Source: Esri, DigitalGlobe, GeoEye, i-cubed, USDA, USGS, AEX, Getmapping, Aerogrid, IGN, IGP, swisstopo, and the GIS User Community

Legend

- ▲ ECT Sediment Sample December 2013
- ◆ Test Pit Sediment Sample April 2014
- EPA Sediment Sample September 2013
- ☆ ECT Sediment Sample Reference May 2014
- ⊗ ECT Sediment Sample May 2014
- Excavated Area
- - - Shoal

**Celeron Island
Sediment Sampling Locations**

ECT
 Environmental Consulting & Technology, Inc.
 2200 Commonwealth Blvd. Suite 300
 Ann Arbor, MI 48105
 Phone: (734) 769 - 3004
 Fax: (734) 769 - 3164



Copyright © 2014 Esri, DeLorme, HERE, TomTom, Source: Esri, DigitalGlobe, GeoEye, i-cubed, USDA, USGS, AEX, Getmapping, Aerogrid, IGN, IGP, swisstopo, and the GIS User Community

Stoney Island Sediment Sampling Locations

Legend	
▲ ECT Sediment Sample December 2013	 Excavated Area
◆ Test Pit Sediment Sample April 2014	 Shoal
■ EPA Sediment Sample September 2013	
☆ ECT Sediment Sample Reference May 2014	
● ECT Sediment Sample May 2014	

ECT
 Environmental Consulting & Technology, Inc.
 2200 Commonwealth Blvd. Suite 300
 Ann Arbor, MI 48105
 Phone: (734) 769 - 3004
 Fax: (734) 769 - 3164

Sediment Sampling Data Tables

Stoney Sediment Results (12/04/13)

	Target Method Detection Limit in Soil	S1		S2		N1		N2		N3		N4	
		flag	result	flag	result	flag	result	flag	result	flag	result	flag	result
Particle Size #200 sieve (%)													
			76		71		43		28		28		36
Metals (µg/kg-dry)													
arsenic	100		2,300		4,100		2,100		6,100		5,900		4,200
cadmium	50		280		410		2,300		15,000		13,000		1,100
copper	1,000		6,300		31,000		29,000		130,000		120,000		27,000
lead	1,000		10,000		21,000		27,000		130,000		130,000		22,000
mercury	100		65		50		380		780		900		130
selenium	500		270		620		550		1,100		920		940
zinc	1,000		27,000		68,000		85,000		370,000		360,000		96,000
PCBs (µg/kg-dry)													
Aroclor 1016	330	<	330	<	330	<	330	<	330	<	330	<	330
Aroclor 1221	330	<	330	<	330	<	330	<	330	<	330	<	330
Aroclor 1232	330	<	330	<	330	<	330	<	330	<	330	<	330
Aroclor 1242	330	<	330	<	330	<	330	<	330	<	330	<	330
Aroclor 1248	330	<	330	<	330	<	330	<	330	<	330	<	330
Aroclor 1254	330	<	330	<	330	<	330	<	330	<	330	<	330
Aroclor 1260	330	<	330	<	330	<	330	<	330	<	330	<	330
Total PCBs	330	<	330	<	330	<	330	<	330	<	330	<	330
PNAs (µg/kg-dry)													
2-Methylnaphthalene	330	<	330	<	330	<	330		550		420	<	330
Acenaphthene	330	<	330	<	330	<	330	<	360	<	360	<	330
Acenaphthylene	330	<	330	<	330	<	330		780		5,910	<	330
Anthracene	330	<	330	<	330		370		1,100		1,100	<	330
Benzo(a)anthracene	330	<	330	<	330		830		3,700		6,400		560
Benzo(a)pyrene	330	<	330	<	330		480		1,900		1,800	<	330
Benzo(b)fluoranthene	330	<	330	<	330		950		4,000		3,300	<	330
Benzo(ghi)perylene	330	<	330	<	330	<	330		1,700		1,500	<	330
Benzo(k)fluoranthene	330	<	330	<	330		610		2,300		1,900	<	330
Chrysene	330	<	330	<	330		1,900		6,700		4,600		620
Dibenzo(ah)anthracene	330	<	330	<	330	<	330		560		470	<	330
Fluoranthene	330	<	330	<	330		1,800		6,100		5,100		720
Fluorene	330	<	330	<	330	<	330		690		610	<	330
Indeno(1,2,3-cd)pyrene	330	<	330	<	330	<	330		970		880	<	330
Naphthalene	330	<	330	<	330	<	330		400		360	<	330
Phenanthrene	330	<	330	<	330		420		2,000		1,600	<	330
Pyrene	330	<	330	<	330		1,300		4,500		3,800		440

Celeron Sediment Results (12/04/13)

	Target Method Detection Limit in Soil	C1		C2		C3		C4		C5		C6	
		flag	result	flag	result	flag	result	flag	result	flag	result	flag	result
Particle Size #200 sieve (%)													
			78		82		76		73		78		74
Metals (µg/kg-dry)													
arsenic	100		2,200		1,800		1,200		1,500		1,500		1,700
cadmium	50		130		120		120		110		170		200
copper	1,000		5,700		4,000		3,100		4,800		18,000		4,400
lead	1,000		4,700		3,500		4,000		4,300		5,900		5,900
mercury	100	<	50		77	<	50	<	50	<	50		92
selenium	500		410		540		260		210		220		360
zinc	1,000		23,000		19,000		20,000		2,100		37,000		26,000
PCBs (µg/kg-dry)													
Aroclor 1016	330	<	330	<	330	<	330	<	330	<	330	<	330
Aroclor 1221	330	<	330	<	330	<	330	<	330	<	330	<	330
Aroclor 1232	330	<	330	<	330	<	330	<	330	<	330	<	330
Aroclor 1242	330	<	330	<	330	<	330	<	330	<	330	<	330
Aroclor 1248	330	<	330	<	330	<	330	<	330	<	330	<	330
Aroclor 1254	330	<	330	<	330	<	330	<	330	<	330	<	330
Aroclor 1260	330	<	330	<	330	<	330	<	330	<	330	<	330
Total PCBs	330	<	330	<	330	<	330	<	330	<	330	<	330
PNAs (µg/kg-dry)													
2-Methylnaphthalene	330	<	330	<	330	<	330	<	330	<	330		350
Acenaphthene	330	<	330	<	330	<	330	<	330	<	330	<	330
Acenaphthylene	330	<	330	<	330		390	<	330	<	330		800
Anthracene	330	<	330	<	330		700	<	330	<	330		2,500
Benzo(a)anthracene	330		780	<	330		2,800	<	330	<	330		6,200
Benzo(a)pyrene	330		560	<	330		1,600	<	330	<	330		3,900
Benzo(b)fluoranthene	330		990	<	330		2,300	<	330	<	330		7,000
Benzo(ghi)perylene	330	<	330	<	330		690	<	330	<	330		1,700
Benzo(k)fluoranthene	330		590	<	330		1,300	<	330	<	330		3,800
Chrysene	330		1,200	<	330		3,500	<	330	<	330		7,900
Dibenzo(ah)anthracene	330	<	330	<	330	<	330	<	330	<	330		550
Fluoranthene	330		730	<	330		4,700	<	330	<	330		9,600
Fluorene	330	<	330	<	330	<	330	<	330	<	330		500
Indeno(1,2,3-cd)pyrene	330	<	330	<	330		560	<	330	<	330		1,700
Naphthalene	330	<	330	<	330		650	<	330	<	330		1,100
Phenanthrene	330	<	330	<	330		1,700	<	330	<	330		3,700
Pyrene	330		730	<	330		5,800	<	330	<	330		12,000

Stoney Sediment Results (04/08/14)

	Target Method Detection Limit in Soil	TP-S-4		TP-S-5		TP-S-7		TP-S-6		#200 Sieve Average	
		flag	result	flag	result	flag	result	flag	result		
Particle Size #200 sieve (%)										42.30	
		47.8		6.8		78.9		35.7			
Metals (µg/kg-dry)										95 % UCL	Suggested UCL
arsenic*	100		12,000		3,000		5,200		1,900		
cadmium	50		360		260		610	<	200		
copper	1,000		11,000		10,000		38,000		6,500	32,844	95% Student's-t UCL
lead	1,000		5,700		6,700		36,000		5,600	310,941	95% Student's-t UCL
mercury	100		50		66		37		52		
selenium	500	<	700	<	970	<	940	<	760	456	95% Student's-t UCL
zinc	1,000		40,000		40,000		100,000		25,000	86,901	95% Student's-t UCL
PCBs (µg/kg-dry)											
Aroclor 1016	330	<	330	<	330	<	330	<	330		
Aroclor 1221	330	<	330	<	330	<	330	<	330		
Aroclor 1232	330	<	330	<	330	<	330	<	330		
Aroclor 1242	330	<	330	<	330	<	330	<	330		
Aroclor 1248	330	<	330	<	330	<	330	<	330		
Aroclor 1254	330	<	330	<	330	<	330	<	330		
Aroclor 1260	330	<	330	<	330	<	330	<	330		
Total PCBs	330	<	330	<	330	<	330	<	330		
PNAs (µg/kg-dry)											
2-Methylnaphthalene	330	<	330	<	330	<	330	<	330		
Acenaphthene	330	<	330	<	330	<	330	<	330		
Acenaphthylene	330	<	330	<	330	<	330	<	330		
Anthracene	330	<	330	<	330		330	<	330		
Benzo(a)anthracene	330	<	330	<	330		1,000	<	330	865	95% Student's-t UCL
Benzo(a)pyrene	330	<	330	<	330		1,300	<	330	1,117	95% Student's-t UCL
Benzo(b)fluoranthene	330	<	330	<	330		1,000	<	330	865	95% Student's-t UCL
Benzo(ghi)perylene	330	<	330	<	330		670	<	330	588	95% Student's-t UCL
Benzo(k)fluoranthene	330	<	330	<	330		360	<	330	329	95% Student's-t UCL
Chrysene	330	<	330	<	330		1,000	<	330	865	95% Student's-t UCL
Dibenzo(ah)anthracene	330	<	330	<	330	<	330	<	330		
Fluoranthene	330	<	330	<	330		1,000	<	330	647	95% Student's-t UCL
Fluorene	330	<	330	<	330	<	330	<	330		
Indeno(1,2,3-cd)pyrene	330	<	330	<	330		740	<	330	647	95% Student's-t UCL
Naphthalene	330	<	330	<	330	<	330	<	330		
Phenanthrene	330	<	330	<	330		530	<	330	471	95% Student's-t UCL
Pyrene	330	<	330	<	330		1,500	<	330	1,284	95% Student's-t UCL

Stony Leachate Results (04/08/14)

	Analytical Method	Target Method Detection Limit in Water	Ground-water Criteria (µg/L)	TP-S-5		TP-S-6		TP-S-7		TP-S-4	
				flag	result	flag	result	flag	result	flag	result
Percent Passed #200 sieve (%)											
Metals (µg/kg-dry)											
copper	SM6020	25	18						20		
lead	SM6020	3	4						29		
selenium	SM6020	5	5	<	20	<	20	<	20	<	20
zinc	SM6020	20	81						550		
PNAAs (µg/kg-dry)											
Fluoranthene	SM8270	5	370						5		
Phenanthrene	SM8270	5	5						5		
Pyrene	SM8270	5	520						5		

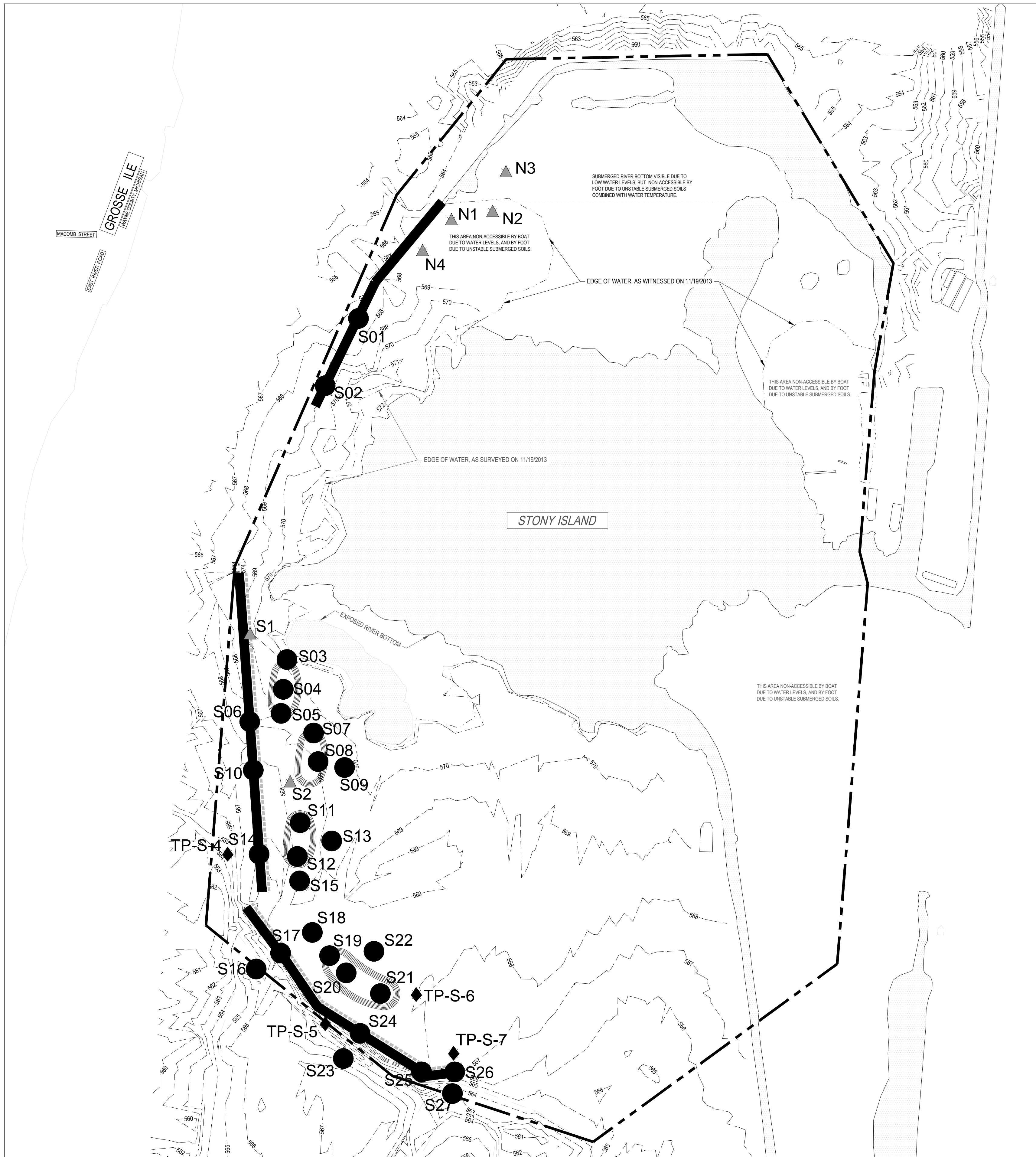
Celeron Sediment Results (04/09/14)

	Target Method Detection Limit in Soil	TP-C-1		TP-C-3		TP-C-4		TP-C-5		TP-C-6	
		flag	result	flag	result	flag	result	flag	result	flag	result
		Percent Passed #200 sieve (%)									
			25.9		1		3.8		8.4		22.5
Metals (µg/kg-dry)											
arsenic*	100		4,200		2,800		3,000		3,300		3,700
cadmium	50	<	200		600		1,300		600		1,200
copper	1,000		2,400		10,000		7,200		9,600		31,000
lead	1,000		1,900		15,000		12,000		9,600		20,000
mercury	100	<	50		120		200		170		310
selenium	500	<	780	<	660	<	780	<	780	<	720
zinc	1,000		11,000		67,000		62,000		68,000		130,000
PCBs (µg/kg-dry)											
Aroclor 1016	330	<	330	<	330	<	330	<	330	<	330
Aroclor 1221	330	<	330	<	330	<	330	<	330	<	330
Aroclor 1232	330	<	330	<	330	<	330	<	330	<	330
Aroclor 1242	330	<	330	<	330	<	330	<	330	<	330
Aroclor 1248	330	<	330	<	330	<	330	<	330	<	330
Aroclor 1254	330	<	330	<	330	<	330	<	330	<	330
Aroclor 1260	330	<	330	<	330	<	330	<	330	<	330
Total PCBs	330	<	330	<	330	<	330	<	330	<	330
PNAs (µg/kg-dry)											
2-Methylnaphthalene	330	<	330	<	330	<	330	<	330	<	330
Acenaphthene	330	<	330	<	330	<	330	<	330	<	330
Acenaphthylene	330	<	330	<	330	<	330		840		1,000
Anthracene	330	<	330	<	330		470		1,300		5,400
Benzo(a)anthracene	330	<	330		370		1,700		4,800		7,000
Benzo(a)pyrene	330	<	330		430		1,900		5,200		6,600
Benzo(b)fluoranthene	330	<	330		480		2,100		5,600		6,600
Benzo(ghi)perylene	330	<	330	<	330		1,200		3,100		3,200
Benzo(k)fluoranthene	330	<	330	<	330		780		1,900		2,400
Chrysene	330	<	330		360		1,700		4,900		7,200
Dibenzo(ah)anthracene	330	<	330	<	330	<	330		830		890
Fluoranthene	330	<	330		420		2,600		6,800		15,000
Fluorene	330	<	330	<	330	<	330	<	330		560
Indeno(1,2,3-cd)pyrene	330	<	330		330		1,400		3,500		3,700
Naphthalene	330	<	330	<	330	<	330	<	330	<	330
Phenanthrene	330	<	330	<	330		900		1,900		5,200
Pyrene	330	<	330		390		2,000		5,700		11,000

Celeron Leachate Results (04/09/14)

	Target Method Detection Limit in Water	Ground-water Criteria (µg/L)	TP-C-3		TP-C-4		TP-C-5		TP-C-6		95 % UCL
			flag	result	flag	result	flag	result	flag	result	
			Metals (µg/kg-dry)								
arsenic*	1	0.02									
cadmium	0.2	0.64				7.7					
copper	25	18									
lead	3	4									
mercury	0.2	0.0013			<	2	<	2	<	2	1
selenium	5	5									
zinc	20	81		770		1,000		710		2,000	
PNAs (µg/kg-dry)											
2-Methylnaphthalene	5	5700									
Acenaphthene	5	1200									
Acenaphthylene	5	25					<	5	<	5	
Anthracene	5	7000			<	5	<	5	<	5	
Fluoranthene	5	370	<	1.0	<	1	<	1	<	1	
Fluorene	5	840								5	
Naphthalene	5	29									
Phenanthrene	5	5			<	2	<	2	<	2	
Pyrene	5	520	<	5.0	<	5	<	5	<	5	

Project Design Layouts
Before and After MDEQ/EPA Sediment



SURVEY LEGEND

- BENCHMARK
- CONTROL POINT
- FOUND IRON PIPE
- SOIL BORING
- CABLE RISER
- CURB INLET
- GUY WIRE
- FIRE HYDRANT
- LIGHT POLE
- COMMUNICATIONS MANHOLE
- STORM MANHOLE
- SANITARY MANHOLE
- ELECTRIC MANHOLE
- GAS MANHOLE
- WATER MANHOLE
- SHUT OFF VALVE
- BULLARD POLE
- PARKING METER
- SIGN
- SIGN - DOUBLE POST
- TREE - DECIDUOUS
- EX. TOPO CONTOUR
- EX. EASEMENT, AS NOTED
- SUBDIVISION LOT NUMBER(TYP.)
- BUILDING PERIMETER (TYP.)
- BUILDING/ ROOF OVERHANG
- PROPERTY LINE
- EX. BRUSH/ WOODED LIMITS
- EX. CABLE TELEVISION
- EX. COMMUNICATION
- EX. ELECTRIC
- EX. FIBER OPTIC
- EX. NATURAL GAS
- EX. OVERHEAD UTILITY
- EX. SANITARY SEWER
- EX. STORM SEWER
- EX. WATER MAIN
- EDGE OF WATER

- ECT SEDIMENT SAMPLES MAY 2014
- ECT SEDIMENT SAMPLES DECEMBER 2013
- TEST PIT SEDIMENT SAMPLES APRIL 2014

3 WORKING DAYS
BEFORE YOU DIG
CALL MISS DIG
1-800-482-7171



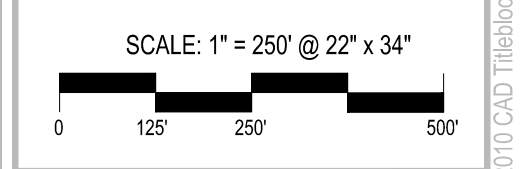
**DETROIT RIVER
AOC- STONY
AND CELERON
ISLANDS
HABITAT
RESTORATION
PROJECT**

FRIENDS OF THE
DETROIT RIVER

WAYNE COUNTY,
MICHIGAN

PRELIMINARY	03-11-14
130638 ECT PROJECT NUMBER	
AB/EC DESIGNED BY	JO CHECKED BY
AB/EC DRAWN BY	JO APPROVED BY

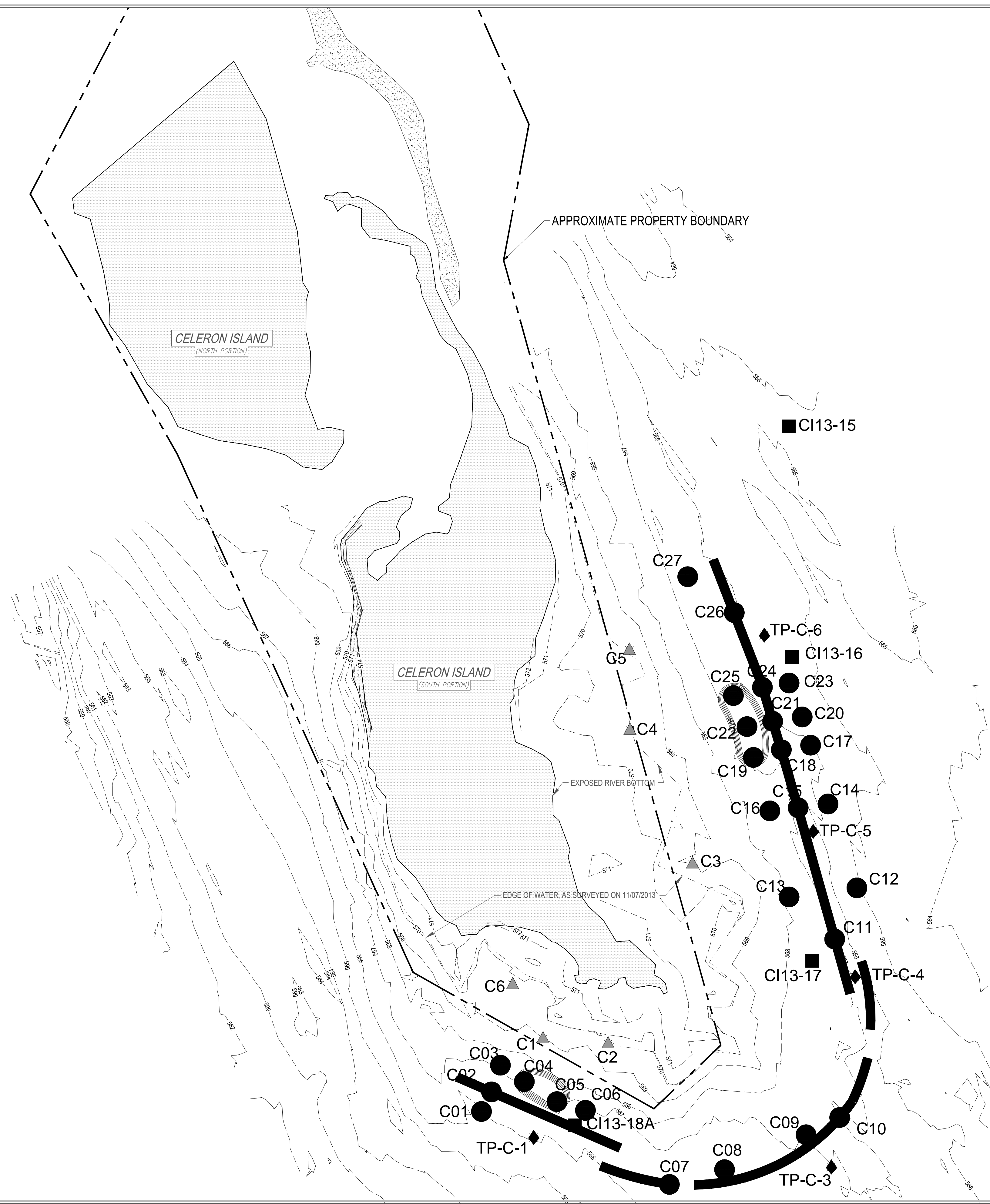
SHEET TITLE
**STONY ISLAND-
PROPOSED
PLAN & SEDIMENT
SAMPLING
LOCATIONS**



NORTH

SHEET NUMBER
3

...ECT-CAD Details\2010 CAD Template\Templates\22304-ECT_Template.dwg



SURVEY LEGEND

- BENCHMARK
- CONTROL POINT
- FOUND IRON PIPE
- SOIL BORING
- CABLE RISER
- CURB INLET
- GUY WIRE
- FIRE HYDRANT
- LIGHT POLE
- COMMUNICATIONS MANHOLE
- STORM MANHOLE
- SANITARY MANHOLE
- ELECTRIC MANHOLE
- GAS MANHOLE
- WATER MANHOLE
- SHUT OFF VALVE
- BILLBOARD
- PARKING METER
- SIGN
- SIGN - DOUBLE POST
- TREE - DECIDUOUS
- EX. TOPO CONTOUR
- EX. EASEMENT, AS NOTED
- SUBDIVISION LOT LINE (TYP.)
- BUILDING PERIMETER (TYP.)
- BUILDING/ ROOF OVERHANG
- PROPERTY LINE
- EX. BRUSH/ WOODED LIMITS
- EX. CABLE TELEVISION
- EX. COMMUNICATION
- EX. ELECTRIC
- EX. FIBER OPTIC
- EX. NATURAL GAS
- EX. OVERHEAD UTILITY
- EX. SANITARY SEWER
- EX. STORM SEWER
- EX. WATER MAIN
- EDGE OF WATER

- ECT SEDIMENT SAMPLES MAY 2014
- ECT SEDIMENT SAMPLES DECEMBER 2013
- TEST PIT SEDIMENT SAMPLES APRIL 2014
- EPA SEDIMENT SAMPLES SEPTEMBER 2013

3 WORKING DAYS
BEFORE YOU DIG
CALL MISS DIG
1-800-482-7171

ECT
Environmental Consulting & Technology, Inc.
2200 Commonwealth Blvd., Suite 300
Ann Arbor, Michigan 48105
734.769.3004
734.769.3164 fax
www.ectinc.com

**FRIENDS
of the
DETROIT RIVER**

**DETROIT RIVER
AOC- STONY
AND CELERON
ISLANDS
HABITAT
RESTORATION
PROJECT**

FRIENDS OF THE
DETROIT RIVER

WAYNE COUNTY,
MICHIGAN

PRELIMINARY	03-11-14
130638	ECT PROJECT NUMBER
AB/EC	DESIGNED BY
JO	CHECKED BY
AB/EC	DRAWN BY
JO	APPROVED BY

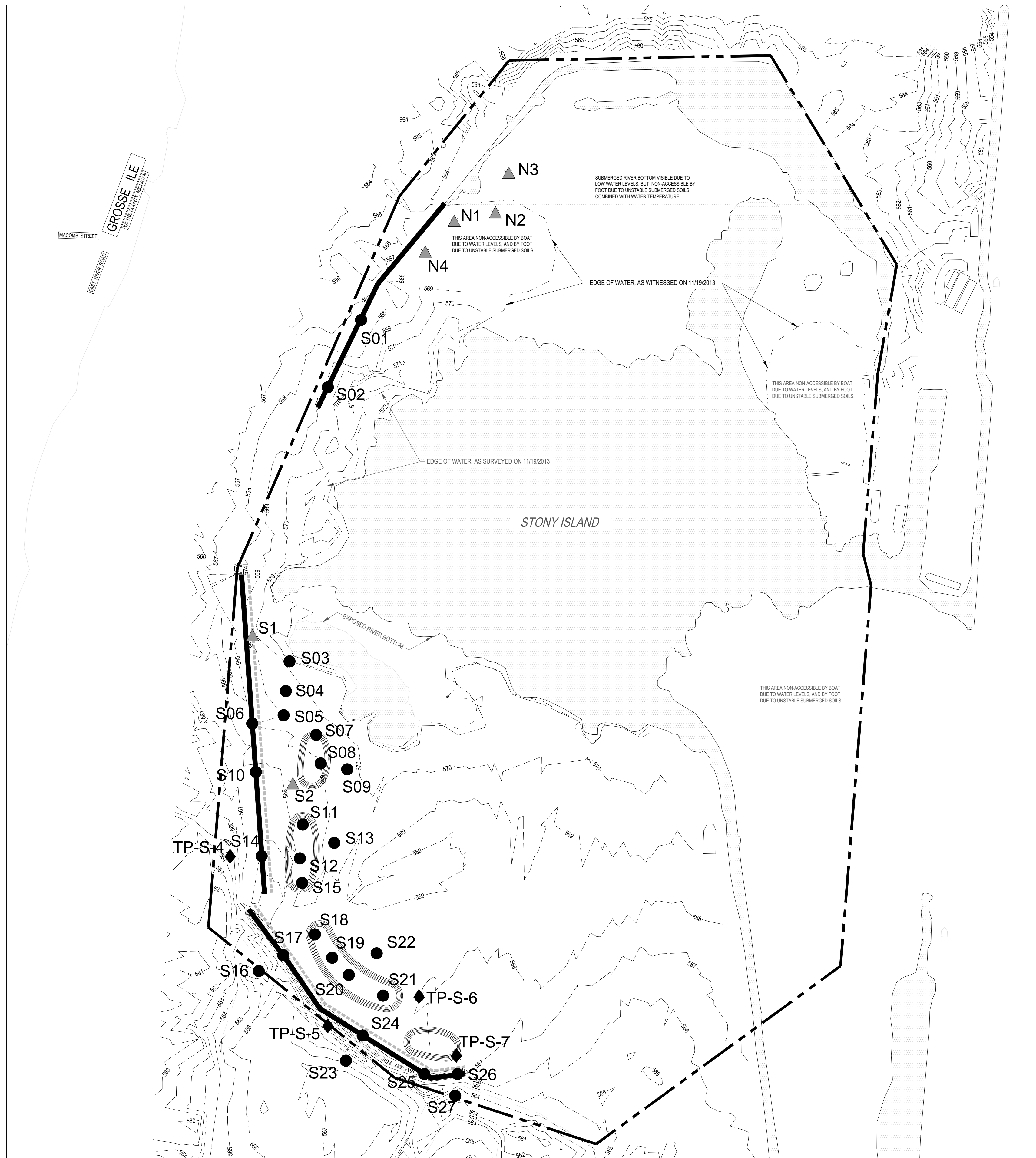
SHEET TITLE
**CELERON ISLAND-
PROPOSED PLAN
& SEDIMENT
SAMPLING
LOCATIONS**

SCALE: 1" = 250' @ 22" x 34"

NORTH

SHEET NUMBER
6

...ECT-CAD-Detrols2010-CAD-Titleblock_Template22x34-ECT_Template.dwg



SURVEY LEGEND

- BENCHMARK
- CONTROL POINT
- FOUND IRON PIPE
- SOIL BORING
- CABLE RISER
- CURB INLET
- GUY WIRE
- FIRE HYDRANT
- LIGHT POLE
- COMMUNICATIONS MANHOLE
- STORM MANHOLE
- SANITARY MANHOLE
- ELECTRIC MANHOLE
- GAS MANHOLE
- WATER MANHOLE
- SHUT OFF VALVE
- BULLARD POLE
- PARKING METER
- SIGN
- SIGN - DOUBLE POST
- TREE - DECIDUOUS
- EX. TOPO CONTOUR
- EX. EASEMENT, AS NOTED
- SUBDIVISION LOT NUMBER(TYP.)
- BUILDING PERIMETER (TYP.)
- BUILDING/ ROOF OVERHANG
- PROPERTY LINE
- EX. BRUSH/ WOODED LIMITS
- EX. CABLE TELEVISION
- EX. COMMUNICATION
- EX. ELECTRIC
- EX. FIBER OPTIC
- EX. NATURAL GAS
- EX. OVERHEAD UTILITY
- EX. SANITARY SEWER
- EX. STORM SEWER
- EX. WATER MAIN
- EDGE OF WATER

- ECT SEDIMENT SAMPLES MAY 2014
- ECT SEDIMENT SAMPLES DECEMBER 2013
- TEST PIT SEDIMENT SAMPLES APRIL 2014

3 WORKING DAYS
BEFORE YOU DIG
CALL MISS DIG
1-800-482-7171



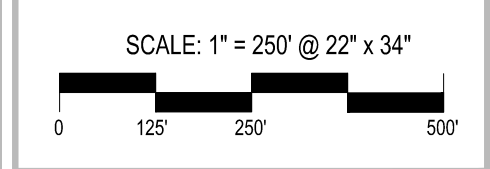
**DETROIT RIVER
AOC- STONY
AND CELERON
ISLANDS
HABITAT
RESTORATION
PROJECT**

FRIENDS OF THE
DETROIT RIVER

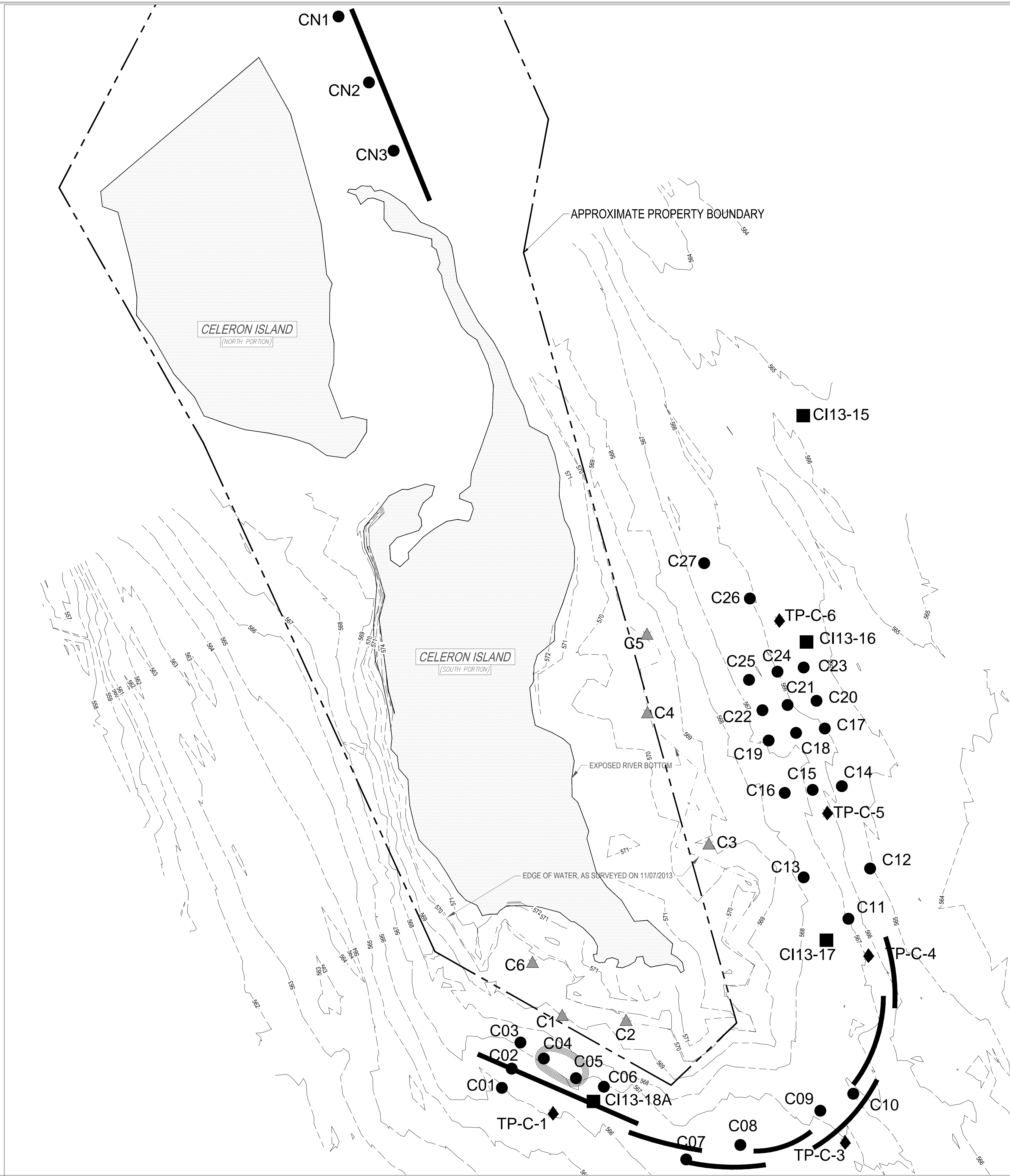
WAYNE COUNTY,
MICHIGAN

PRELIMINARY	03-11-14
130638	ECT PROJECT NUMBER
AB/EC	DESIGNED BY
JO	CHECKED BY
AB/EC	DRAWN BY
JO	APPROVED BY

SHEET TITLE
**STONY ISLAND-
PROPOSED
PLAN & SEDIMENT
SAMPLING
LOCATIONS**



...ECT-CAD Details\2010 CAD Template\Templates\22304 ECT Template.dwg



SURVEY LEGEND

- BENCHMARK
- CONTROL POINT
- FOUND IRON PIPE
- SOIL BORING
- CABLE RISER
- CURB INLET
- GUY WIRE
- FIRE HYDRANT
- LIGHT POLE
- COMMUNICATIONS MANHOLE
- STORM MANHOLE
- SANITARY MANHOLE
- ELECTRIC MANHOLE
- GAS MANHOLE
- WATER MANHOLE
- SHUT OFF VALVE
- BILLBOARD
- PARKING METER
- SIGN
- SIGN - DOUBLE POST
- TREE - DECIDUOUS
- EX. TOPO CONTOUR
- EX. EASEMENT, AS NOTED
- SUBDIVISION LOT LINE (TYP.)
- SUBDIVISION LOT LINE (TYP.)
- BUILDING PERIMETER (TYP.)
- BUILDING/ ROOF OVERHANG
- PROPERTY LINE
- EX. BRUSH/ WOODED LIMITS
- EX. CABLE TELEVISION
- EX. COMMUNICATION
- EX. ELECTRIC
- EX. FIBER OPTIC
- EX. NATURAL GAS
- EX. OVERHEAD UTILITY
- EX. SANITARY SEWER
- EX. STORM SEWER
- EX. WATER MAIN
- EDGE OF WATER

- ECT SEDIMENT SAMPLES MAY 2014
- ECT SEDIMENT SAMPLES DECEMBER 2013
- TEST PIT SEDIMENT SAMPLES APRIL 2014
- EPA SEDIMENT SAMPLES SEPTEMBER 2013

ECT
Environmental Consulting & Technology, Inc.
2200 Commonwealth Blvd., Suite 300
Ann Arbor, Michigan 48105
734.769.3004
734.769.3164 fax
www.ectinc.com

FRIENDS of the DETROIT RIVER

DETROIT RIVER AOC- STONY AND CELERON ISLANDS HABITAT RESTORATION PROJECT

FRIENDS OF THE DETROIT RIVER

WAYNE COUNTY, MICHIGAN

PRELIMINARY 03-11-14

130638
ECT PROJECT NUMBER

DESIGNED BY AB/EC CHECKED BY JO

DRAWN BY AB/EC APPROVED BY JO

SHEET TITLE
CELERON ISLAND- PROPOSED PLAN & SEDIMENT SAMPLING LOCATIONS

SCALE: 1" = 250' @ 22" x 34"

3 WORKING DAYS BEFORE YOU DIG CALL MISS DIG 1-800-482-7171

NORTH

SHEET NUMBER
6

...ECT-CAD-Detail-2010-CAD-Titleblock-Template-22x34-ECT-Template.dwg

Sediment Lab Results

December 30, 2013

Annette DeMaria
ECT, Inc.
33900 Harper Ave.
Suite 101
Clinton Township, MI 48035

RE: Workorder: 191814

Dear Annette DeMaria:

Paragon Laboratories, Inc. received the samples associated with the workorder listed above for the analyses presented in the following report. The analyses pertain only to the aliquot of sample received.

This material is confidential and is intended solely for the person to whom it is addressed. If this is received in error, please contact the number below.

Please note that any unused portion of the sample(s) will be discarded 60 days after sample receipt, unless requested otherwise.

We appreciate the opportunity to assist you. If you have any questions concerning this report, please contact an Account Coordinator at (734) 462-3900.

Sincerely,



Sharon L. Johnson
sjohnson@paragonlaboratories.com
Senior Account Coordinator

Report Narrative

General Comments:

All samples were received chilled on natural ice on December 5, 2013.

Analytical Comments:

Reporting limits (RLs) for some or all compounds are elevated above those requested or routinely reported for PNA analysis of samples 191814-0010 and -0011 due to the percent total solids in the samples.

SAMPLE SUMMARY

Workorder: 191814 ECT-120513

Lab ID	Sample ID	Sample Description	Matrix	Date Collected	Date Received	Collector
1918140001	C1	STONY & CELERON ISLANDS-DETROIT RIVER	Soil	12/4/2013 09:20	12/5/2013 11:42	Meghan Price
1918140002	C2	STONY & CELERON ISLANDS-DETROIT RIVER	Soil	12/4/2013 09:45	12/5/2013 11:42	Meghan Price
1918140003	C3	STONY & CELERON ISLANDS-DETROIT RIVER	Soil	12/4/2013 10:20	12/5/2013 11:42	Meghan Price
1918140004	C4	STONY & CELERON ISLANDS-DETROIT RIVER	Soil	12/4/2013 10:30	12/5/2013 11:42	Meghan Price
1918140005	C5	STONY & CELERON ISLANDS-DETROIT RIVER	Soil	12/4/2013 10:45	12/5/2013 11:42	Meghan Price
1918140006	C6	STONY & CELERON ISLANDS-DETROIT RIVER	Soil	12/4/2013 11:40	12/5/2013 11:42	Meghan Price
1918140007	S1	STONY & CELERON ISLANDS-DETROIT RIVER	Soil	12/4/2013 13:15	12/5/2013 11:42	Meghan Price
1918140008	S2	STONY & CELERON ISLANDS-DETROIT RIVER	Soil	12/4/2013 13:30	12/5/2013 11:42	Meghan Price
1918140009	N1	STONY & CELERON ISLANDS-DETROIT RIVER	Soil	12/4/2013 14:15	12/5/2013 11:42	Meghan Price
1918140010	N2	STONY & CELERON ISLANDS-DETROIT RIVER	Soil	12/4/2013 14:30	12/5/2013 11:42	Meghan Price
1918140011	N3	STONY & CELERON ISLANDS-DETROIT RIVER	Soil	12/4/2013 14:40	12/5/2013 11:42	Meghan Price
1918140012	N4	STONY & CELERON ISLANDS-DETROIT RIVER	Soil	12/4/2013 14:50	12/5/2013 11:42	Meghan Price

ANALYTICAL RESULTS

Workorder: 191814 ECT-120513

Lab ID: 1918140001	Date Collected: 12/4/2013 09:20	Matrix: Soil
Sample ID: C1	Date Received: 12/5/2013 11:42	
Sample Desc: STONY & CELERON ISLANDS-DETROIT RIVER	PO:	

Parameters	Qualifier	Result Units	Dilution Factor	Reporting Limit	Result Min Max	Qualifier	Analyzed	By
------------	-----------	--------------	-----------------	-----------------	-------------------	-----------	----------	----

Individual Parameters

Analytical Method: SM 2540 G

Percent Total Solids	78 %	1	0.10	12/8/2013 17:25	VAH
----------------------	------	---	------	-----------------	-----

Metals

Analytical Method: EPA 6020A

Arsenic	2200 µg/Kg-dry	1	100	12/10/2013 10:40	ALJP
Barium	20000 µg/Kg-dry	1	1000	12/10/2013 10:40	ALJP
Cadmium	130 µg/Kg-dry	1	50	12/10/2013 10:40	ALJP
Chromium	7600 µg/Kg-dry	1	2000	12/10/2013 10:40	ALJP
Copper	5700 µg/Kg-dry	1	1000	12/10/2013 10:40	ALJP
Lead	4700 µg/Kg-dry	1	1000	12/10/2013 10:40	ALJP
Manganese	120000 µg/Kg-dry	1	1000	12/10/2013 10:40	ALJP
Nickel	9200 µg/Kg-dry	1	1000	12/10/2013 10:40	ALJP
Selenium	410 µg/Kg-dry	1	200	12/10/2013 10:40	ALJP
Silver	<100 µg/Kg-dry	1	100	12/10/2013 10:40	ALJP
Zinc	23000 µg/Kg-dry	1	1000	12/10/2013 10:40	ALJP

Analytical Method: EPA 7471B

Mercury	<50 µg/Kg-dry	1	50	12/11/2013 11:15	ALJP
---------	---------------	---	----	------------------	------

Polychlorinated Biphenyls(PCB)

Analytical Method: EPA 8082A

PCB Aroclor 1016	<330 µg/Kg-dry	1	330	12/23/2013 14:41	GFM
PCB Aroclor 1221	<330 µg/Kg-dry	1	330	12/23/2013 14:41	GFM
PCB Aroclor 1232	<330 µg/Kg-dry	1	330	12/23/2013 14:41	GFM
PCB Aroclor 1242	<330 µg/Kg-dry	1	330	12/23/2013 14:41	GFM
PCB Aroclor 1248	<330 µg/Kg-dry	1	330	12/23/2013 14:41	GFM
PCB Aroclor 1254	<330 µg/Kg-dry	1	330	12/23/2013 14:41	GFM
PCB Aroclor 1260	<330 µg/Kg-dry	1	330	12/23/2013 14:41	GFM
Total PCBs	<330 µg/Kg-dry	1	330	12/23/2013 14:41	GFM

Polynuclear Aromatics (PNAs)

Analytical Method: EPA 8270D

Acenaphthene	<330 µg/Kg-dry	1	330	12/23/2013 09:45	DTM
Acenaphthylene	<330 µg/Kg-dry	1	330	12/23/2013 09:45	DTM
Anthracene	<330 µg/Kg-dry	1	330	12/23/2013 09:45	DTM
Benzo(a)anthracene	780 µg/Kg-dry	1	330	12/23/2013 09:45	DTM
Benzo(a)pyrene	560 µg/Kg-dry	1	330	12/23/2013 09:45	DTM
Benzo(b)fluoranthene	990 µg/Kg-dry	1	330	12/23/2013 09:45	DTM

Report ID: 191814 - 1321453

Generated: 12/30/2013 3:34:00 PM

Page 4 of 27

[A] Paragon Laboratories, Inc. is accredited to ISO/IEC 17025 by A2LA for analytical methods referring to this footnote. (A2LA Cert. No. 2705.01 Expires 1/31/2015)

Paragon Laboratories, Inc. is certified by the Michigan DEQ to analyze Drinking Water. (MDEQ Lab No. 9901 Expires 2/25/2014)

This report shall not be reproduced, except in full, without the written consent of Paragon Laboratories, Inc..

ANALYTICAL RESULTS

Workorder: 191814 ECT-120513

Lab ID: **1918140001**

Date Collected: 12/4/2013 09:20

Matrix: Soil

Sample ID: C1

Date Received: 12/5/2013 11:42

Sample Desc: STONY & CELERON ISLANDS-DETROIT RIVER

PO:

Parameters	Qualifier	Result Units	Dilution Factor	Reporting Limit	Result Qualifier		Analyzed	By
					Min	Max		
Benzo(ghi)perylene		<330 µg/Kg-dry	1	330			12/23/2013 09:45	DTM
Benzo(k)fluoranthene		590 µg/Kg-dry	1	330			12/23/2013 09:45	DTM
Chrysene		1200 µg/Kg-dry	1	330			12/23/2013 09:45	DTM
Dibenzo(ah)anthracene		<330 µg/Kg-dry	1	330			12/23/2013 09:45	DTM
Fluoranthene		730 µg/Kg-dry	1	330			12/23/2013 09:45	DTM
Fluorene		<330 µg/Kg-dry	1	330			12/23/2013 09:45	DTM
Indeno(1,2,3-cd)pyrene		<330 µg/Kg-dry	1	330			12/23/2013 09:45	DTM
2-Methylnaphthalene		<330 µg/Kg-dry	1	330			12/23/2013 09:45	DTM
Naphthalene		<330 µg/Kg-dry	1	330			12/23/2013 09:45	DTM
Phenanthrene		<330 µg/Kg-dry	1	330			12/23/2013 09:45	DTM
Pyrene		730 µg/Kg-dry	1	330			12/23/2013 09:45	DTM

Sample Preparation

Analytical Method: EPA 3550C

Ultrasonic Extraction, SVOCs	Complete	1					12/17/2013 14:00	AJB
------------------------------	----------	---	--	--	--	--	------------------	-----

ANALYTICAL RESULTS

Workorder: 191814 ECT-120513

Lab ID: 1918140002	Date Collected: 12/4/2013 09:45	Matrix: Soil
Sample ID: C2	Date Received: 12/5/2013 11:42	
Sample Desc: STONY & CELERON ISLANDS-DETROIT RIVER	PO:	

Parameters	Qualifier	Result Units	Dilution Factor	Reporting Limit	Result Min Max	Qualifier	Analyzed	By
------------	-----------	--------------	-----------------	-----------------	-------------------	-----------	----------	----

Individual Parameters

Analytical Method: SM 2540 G

Percent Total Solids	82 %	1	0.10				12/8/2013 17:25	VAH
----------------------	------	---	------	--	--	--	-----------------	-----

Metals

Analytical Method: EPA 6020A

Arsenic	1800 µg/Kg-dry	1	100				12/10/2013 10:40	ALJP
Barium	7900 µg/Kg-dry	1	1000				12/10/2013 10:40	ALJP
Cadmium	120 µg/Kg-dry	1	50				12/10/2013 10:40	ALJP
Chromium	9800 µg/Kg-dry	1	2000				12/10/2013 10:40	ALJP
Copper	4000 µg/Kg-dry	1	1000				12/10/2013 10:40	ALJP
Lead	3500 µg/Kg-dry	1	1000				12/10/2013 10:40	ALJP
Manganese	200000 µg/Kg-dry	1	1000				12/10/2013 10:40	ALJP
Nickel	10000 µg/Kg-dry	1	1000				12/10/2013 10:40	ALJP
Selenium	540 µg/Kg-dry	1	200				12/10/2013 10:40	ALJP
Silver	<100 µg/Kg-dry	1	100				12/10/2013 10:40	ALJP
Zinc	19000 µg/Kg-dry	1	1000				12/10/2013 10:40	ALJP

Analytical Method: EPA 7471B

Mercury	77 µg/Kg-dry	1	50				12/11/2013 11:15	ALJP
---------	--------------	---	----	--	--	--	------------------	------

Polychlorinated Biphenyls(PCB)

Analytical Method: EPA 8082A

PCB Aroclor 1016	<330 µg/Kg-dry	1	330				12/23/2013 15:10	GFM
PCB Aroclor 1221	<330 µg/Kg-dry	1	330				12/23/2013 15:10	GFM
PCB Aroclor 1232	<330 µg/Kg-dry	1	330				12/23/2013 15:10	GFM
PCB Aroclor 1242	<330 µg/Kg-dry	1	330				12/23/2013 15:10	GFM
PCB Aroclor 1248	<330 µg/Kg-dry	1	330				12/23/2013 15:10	GFM
PCB Aroclor 1254	<330 µg/Kg-dry	1	330				12/23/2013 15:10	GFM
PCB Aroclor 1260	<330 µg/Kg-dry	1	330				12/23/2013 15:10	GFM
Total PCBs	<330 µg/Kg-dry	1	330				12/23/2013 15:10	GFM

Polynuclear Aromatics (PNAs)

Analytical Method: EPA 8270D

Acenaphthene	<330 µg/Kg-dry	1	330				12/23/2013 10:53	DTM
Acenaphthylene	<330 µg/Kg-dry	1	330				12/23/2013 10:53	DTM
Anthracene	<330 µg/Kg-dry	1	330				12/23/2013 10:53	DTM
Benzo(a)anthracene	<330 µg/Kg-dry	1	330				12/23/2013 10:53	DTM
Benzo(a)pyrene	<330 µg/Kg-dry	1	330				12/23/2013 10:53	DTM
Benzo(b)fluoranthene	<330 µg/Kg-dry	1	330				12/23/2013 10:53	DTM

Report ID: 191814 - 1321453

Generated: 12/30/2013 3:34:00 PM

Page 6 of 27

[A] Paragon Laboratories, Inc. is accredited to ISO/IEC 17025 by A2LA for analytical methods referring to this footnote. (A2LA Cert. No. 2705.01 Expires 1/31/2015)

Paragon Laboratories, Inc. is certified by the Michigan DEQ to analyze Drinking Water. (MDEQ Lab No. 9901 Expires 2/25/2014)

This report shall not be reproduced, except in full, without the written consent of Paragon Laboratories, Inc..

ANALYTICAL RESULTS

Workorder: 191814 ECT-120513

Lab ID: 1918140002	Date Collected: 12/4/2013 09:45	Matrix: Soil
Sample ID: C2	Date Received: 12/5/2013 11:42	
Sample Desc: STONY & CELERON ISLANDS-DETROIT RIVER	PO:	

Parameters	Qualifier	Result Units	Dilution Factor	Reporting Limit	Result Qualifier		Analyzed	By
					Min	Max		
Benzo(ghi)perylene		<330 µg/Kg-dry	1	330			12/23/2013 10:53	DTM
Benzo(k)fluoranthene		<330 µg/Kg-dry	1	330			12/23/2013 10:53	DTM
Chrysene		<330 µg/Kg-dry	1	330			12/23/2013 10:53	DTM
Dibenzo(ah)anthracene		<330 µg/Kg-dry	1	330			12/23/2013 10:53	DTM
Fluoranthene		<330 µg/Kg-dry	1	330			12/23/2013 10:53	DTM
Fluorene		<330 µg/Kg-dry	1	330			12/23/2013 10:53	DTM
Indeno(1,2,3-cd)pyrene		<330 µg/Kg-dry	1	330			12/23/2013 10:53	DTM
2-Methylnaphthalene		<330 µg/Kg-dry	1	330			12/23/2013 10:53	DTM
Naphthalene		<330 µg/Kg-dry	1	330			12/23/2013 10:53	DTM
Phenanthrene		<330 µg/Kg-dry	1	330			12/23/2013 10:53	DTM
Pyrene		<330 µg/Kg-dry	1	330			12/23/2013 10:53	DTM

Sample Preparation

Analytical Method: EPA 3550C

Ultrasonic Extraction, SVOCs	Complete	1	12/17/2013 14:00	AJB
------------------------------	----------	---	------------------	-----

ANALYTICAL RESULTS

Workorder: 191814 ECT-120513

Lab ID: 1918140003	Date Collected: 12/4/2013 10:20	Matrix: Soil
Sample ID: C3	Date Received: 12/5/2013 11:42	
Sample Desc: STONY & CELERON ISLANDS-DETROIT RIVER	PO:	

Parameters	Qualifier	Result Units	Dilution Factor	Reporting Limit	Result Min	Qualifier Max	Analyzed	By
Individual Parameters								
Analytical Method: SM 2540 G								
Percent Total Solids		76 %	1	0.10			12/8/2013 17:25	VAH
Metals								
Analytical Method: EPA 6020A								
Arsenic		1200 µg/Kg-dry	1	100			12/10/2013 10:40	ALJP
Barium		9000 µg/Kg-dry	1	1000			12/10/2013 10:40	ALJP
Cadmium		120 µg/Kg-dry	1	50			12/10/2013 10:40	ALJP
Chromium		5400 µg/Kg-dry	1	2000			12/10/2013 10:40	ALJP
Copper		3100 µg/Kg-dry	1	1000			12/10/2013 10:40	ALJP
Lead		4000 µg/Kg-dry	1	1000			12/10/2013 10:40	ALJP
Manganese		63000 µg/Kg-dry	1	1000			12/10/2013 10:40	ALJP
Nickel		4900 µg/Kg-dry	1	1000			12/10/2013 10:40	ALJP
Selenium		260 µg/Kg-dry	1	200			12/10/2013 10:40	ALJP
Silver		<100 µg/Kg-dry	1	100			12/10/2013 10:40	ALJP
Zinc		20000 µg/Kg-dry	1	1000			12/10/2013 10:40	ALJP
Analytical Method: EPA 7471B								
Mercury		<50 µg/Kg-dry	1	50			12/11/2013 11:15	ALJP
Polychlorinated Biphenyls(PCB)								
Analytical Method: EPA 8082A								
PCB Aroclor 1016		<330 µg/Kg-dry	1	330			12/23/2013 15:39	GFM
PCB Aroclor 1221		<330 µg/Kg-dry	1	330			12/23/2013 15:39	GFM
PCB Aroclor 1232		<330 µg/Kg-dry	1	330			12/23/2013 15:39	GFM
PCB Aroclor 1242		<330 µg/Kg-dry	1	330			12/23/2013 15:39	GFM
PCB Aroclor 1248		<330 µg/Kg-dry	1	330			12/23/2013 15:39	GFM
PCB Aroclor 1254		<330 µg/Kg-dry	1	330			12/23/2013 15:39	GFM
PCB Aroclor 1260		<330 µg/Kg-dry	1	330			12/23/2013 15:39	GFM
Total PCBs		<330 µg/Kg-dry	1	330			12/23/2013 15:39	GFM
Polynuclear Aromatics (PNAs)								
Analytical Method: EPA 8270D								
Acenaphthene		<330 µg/Kg-dry	1	330			12/23/2013 11:17	DTM
Acenaphthylene		390 µg/Kg-dry	1	330			12/23/2013 11:17	DTM
Anthracene		700 µg/Kg-dry	1	330			12/23/2013 11:17	DTM
Benzo(a)anthracene		2800 µg/Kg-dry	1	330			12/23/2013 11:17	DTM
Benzo(a)pyrene		1600 µg/Kg-dry	1	330			12/23/2013 11:17	DTM
Benzo(b)fluoranthene		2300 µg/Kg-dry	1	330			12/23/2013 11:17	DTM

Report ID: 191814 - 1321453

Generated: 12/30/2013 3:34:00 PM

Page 8 of 27

ANALYTICAL RESULTS

Workorder: 191814 ECT-120513

Lab ID: 1918140003	Date Collected: 12/4/2013 10:20	Matrix: Soil
Sample ID: C3	Date Received: 12/5/2013 11:42	
Sample Desc: STONY & CELERON ISLANDS-DETROIT RIVER	PO:	

Parameters	Qualifier	Result Units	Dilution Factor	Reporting Limit	Result Qualifier		Analyzed	By
					Min	Max		
Benzo(ghi)perylene		690 µg/Kg-dry	1	330			12/23/2013 11:17	DTM
Benzo(k)fluoranthene		1300 µg/Kg-dry	1	330			12/23/2013 11:17	DTM
Chrysene		3500 µg/Kg-dry	1	330			12/23/2013 11:17	DTM
Dibenzo(ah)anthracene		<330 µg/Kg-dry	1	330			12/23/2013 11:17	DTM
Fluoranthene		4700 µg/Kg-dry	1	330			12/23/2013 11:17	DTM
Fluorene		<330 µg/Kg-dry	1	330			12/23/2013 11:17	DTM
Indeno(1,2,3-cd)pyrene		560 µg/Kg-dry	1	330			12/23/2013 11:17	DTM
2-Methylnaphthalene		<330 µg/Kg-dry	1	330			12/23/2013 11:17	DTM
Naphthalene		650 µg/Kg-dry	1	330			12/23/2013 11:17	DTM
Phenanthrene		1700 µg/Kg-dry	1	330			12/23/2013 11:17	DTM
Pyrene		5800 µg/Kg-dry	1	330			12/23/2013 11:17	DTM

Sample Preparation

Analytical Method: EPA 3550C

Ultrasonic Extraction, SVOCs	Complete	1	12/17/2013 14:00	AJB
------------------------------	----------	---	------------------	-----

ANALYTICAL RESULTS

Workorder: 191814 ECT-120513

Lab ID: 1918140004	Date Collected: 12/4/2013 10:30	Matrix: Soil
Sample ID: C4	Date Received: 12/5/2013 11:42	
Sample Desc: STONY & CELERON ISLANDS-DETROIT RIVER	PO:	

Parameters	Qualifier	Result Units	Dilution Factor	Reporting Limit	Result Min	Qualifier Max	Analyzed	By
Individual Parameters								
Analytical Method: SM 2540 G								
Percent Total Solids		73 %	1	0.10			12/8/2013 17:25	VAH
Metals								
Analytical Method: EPA 6020A								
Arsenic		1500 µg/Kg-dry	1	100			12/10/2013 10:40	ALJP
Barium		8700 µg/Kg-dry	1	1000			12/10/2013 10:40	ALJP
Cadmium		110 µg/Kg-dry	1	50			12/10/2013 10:40	ALJP
Chromium		7000 µg/Kg-dry	1	2000			12/10/2013 10:40	ALJP
Copper		4800 µg/Kg-dry	1	1000			12/10/2013 10:40	ALJP
Lead		4300 µg/Kg-dry	1	1000			12/10/2013 10:40	ALJP
Manganese		87000 µg/Kg-dry	1	1000			12/10/2013 10:40	ALJP
Nickel		6300 µg/Kg-dry	1	1000			12/10/2013 10:40	ALJP
Selenium		210 µg/Kg-dry	1	200			12/10/2013 10:40	ALJP
Silver		<100 µg/Kg-dry	1	100			12/10/2013 10:40	ALJP
Zinc		21000 µg/Kg-dry	1	1000			12/10/2013 10:40	ALJP
Analytical Method: EPA 7471B								
Mercury		<50 µg/Kg-dry	1	50			12/11/2013 11:15	ALJP
Polychlorinated Biphenyls(PCB)								
Analytical Method: EPA 8082A								
PCB Aroclor 1016		<330 µg/Kg-dry	1	330			12/23/2013 16:08	GFM
PCB Aroclor 1221		<330 µg/Kg-dry	1	330			12/23/2013 16:08	GFM
PCB Aroclor 1232		<330 µg/Kg-dry	1	330			12/23/2013 16:08	GFM
PCB Aroclor 1242		<330 µg/Kg-dry	1	330			12/23/2013 16:08	GFM
PCB Aroclor 1248		<330 µg/Kg-dry	1	330			12/23/2013 16:08	GFM
PCB Aroclor 1254		<330 µg/Kg-dry	1	330			12/23/2013 16:08	GFM
PCB Aroclor 1260		<330 µg/Kg-dry	1	330			12/23/2013 16:08	GFM
Total PCBs		<330 µg/Kg-dry	1	330			12/23/2013 16:08	GFM
Polynuclear Aromatics (PNAs)								
Analytical Method: EPA 8270D								
Acenaphthene		<330 µg/Kg-dry	1	330			12/23/2013 11:39	DTM
Acenaphthylene		<330 µg/Kg-dry	1	330			12/23/2013 11:39	DTM
Anthracene		<330 µg/Kg-dry	1	330			12/23/2013 11:39	DTM
Benzo(a)anthracene		<330 µg/Kg-dry	1	330			12/23/2013 11:39	DTM
Benzo(a)pyrene		<330 µg/Kg-dry	1	330			12/23/2013 11:39	DTM
Benzo(b)fluoranthene		<330 µg/Kg-dry	1	330			12/23/2013 11:39	DTM

Report ID: 191814 - 1321453

Generated: 12/30/2013 3:34:01 PM

Page 10 of 27

ANALYTICAL RESULTS

Workorder: 191814 ECT-120513

Lab ID: **1918140004**

Date Collected: 12/4/2013 10:30

Matrix: Soil

Sample ID: C4

Date Received: 12/5/2013 11:42

Sample Desc: STONY & CELERON ISLANDS-DETROIT RIVER

PO:

Parameters	Qualifier	Result Units	Dilution Factor	Reporting Limit	Result Qualifier		Analyzed	By
					Min	Max		
Benzo(ghi)perylene		<330 µg/Kg-dry	1	330			12/23/2013 11:39	DTM
Benzo(k)fluoranthene		<330 µg/Kg-dry	1	330			12/23/2013 11:39	DTM
Chrysene		<330 µg/Kg-dry	1	330			12/23/2013 11:39	DTM
Dibenzo(ah)anthracene		<330 µg/Kg-dry	1	330			12/23/2013 11:39	DTM
Fluoranthene		<330 µg/Kg-dry	1	330			12/23/2013 11:39	DTM
Fluorene		<330 µg/Kg-dry	1	330			12/23/2013 11:39	DTM
Indeno(1,2,3-cd)pyrene		<330 µg/Kg-dry	1	330			12/23/2013 11:39	DTM
2-Methylnaphthalene		<330 µg/Kg-dry	1	330			12/23/2013 11:39	DTM
Naphthalene		<330 µg/Kg-dry	1	330			12/23/2013 11:39	DTM
Phenanthrene		<330 µg/Kg-dry	1	330			12/23/2013 11:39	DTM
Pyrene		<330 µg/Kg-dry	1	330			12/23/2013 11:39	DTM

Sample Preparation

Analytical Method: EPA 3550C

Ultrasonic Extraction, SVOCs	Complete	1					12/17/2013 14:00	AJB
------------------------------	----------	---	--	--	--	--	------------------	-----

ANALYTICAL RESULTS

Workorder: 191814 ECT-120513

Lab ID: 1918140005	Date Collected: 12/4/2013 10:45	Matrix: Soil
Sample ID: C5	Date Received: 12/5/2013 11:42	
Sample Desc: STONY & CELERON ISLANDS-DETROIT RIVER	PO:	

Parameters	Qualifier	Result Units	Dilution Factor	Reporting Limit	Result Min Max	Qualifier	Analyzed	By
Individual Parameters								
Analytical Method: SM 2540 G								
Percent Total Solids		78 %	1	0.10			12/8/2013 17:25	VAH
Metals								
Analytical Method: EPA 6020A								
Arsenic		1500 µg/Kg-dry	1	100			12/10/2013 10:40	ALJP
Barium		9800 µg/Kg-dry	1	1000			12/10/2013 10:40	ALJP
Cadmium		170 µg/Kg-dry	1	50			12/10/2013 10:40	ALJP
Chromium		9300 µg/Kg-dry	1	2000			12/10/2013 10:40	ALJP
Copper		18000 µg/Kg-dry	1	1000			12/10/2013 10:40	ALJP
Lead		5900 µg/Kg-dry	1	1000			12/10/2013 10:40	ALJP
Manganese		120000 µg/Kg-dry	1	1000			12/10/2013 10:40	ALJP
Nickel		14000 µg/Kg-dry	1	1000			12/10/2013 10:40	ALJP
Selenium		220 µg/Kg-dry	1	200			12/10/2013 10:40	ALJP
Silver		<100 µg/Kg-dry	1	100			12/10/2013 10:40	ALJP
Zinc		37000 µg/Kg-dry	1	1000			12/10/2013 10:40	ALJP
Analytical Method: EPA 7471B								
Mercury		<50 µg/Kg-dry	1	50			12/11/2013 11:15	ALJP
Polychlorinated Biphenyls(PCB)								
Analytical Method: EPA 8082A								
PCB Aroclor 1016		<330 µg/Kg-dry	1	330			12/23/2013 16:36	GFM
PCB Aroclor 1221		<330 µg/Kg-dry	1	330			12/23/2013 16:36	GFM
PCB Aroclor 1232		<330 µg/Kg-dry	1	330			12/23/2013 16:36	GFM
PCB Aroclor 1242		<330 µg/Kg-dry	1	330			12/23/2013 16:36	GFM
PCB Aroclor 1248		<330 µg/Kg-dry	1	330			12/23/2013 16:36	GFM
PCB Aroclor 1254		<330 µg/Kg-dry	1	330			12/23/2013 16:36	GFM
PCB Aroclor 1260		<330 µg/Kg-dry	1	330			12/23/2013 16:36	GFM
Total PCBs		<330 µg/Kg-dry	1	330			12/23/2013 16:36	GFM
Polynuclear Aromatics (PNAs)								
Analytical Method: EPA 8270D								
Acenaphthene		<330 µg/Kg-dry	1	330			12/23/2013 12:02	DTM
Acenaphthylene		<330 µg/Kg-dry	1	330			12/23/2013 12:02	DTM
Anthracene		<330 µg/Kg-dry	1	330			12/23/2013 12:02	DTM
Benzo(a)anthracene		<330 µg/Kg-dry	1	330			12/23/2013 12:02	DTM
Benzo(a)pyrene		<330 µg/Kg-dry	1	330			12/23/2013 12:02	DTM
Benzo(b)fluoranthene		<330 µg/Kg-dry	1	330			12/23/2013 12:02	DTM

Report ID: 191814 - 1321453

Page 12 of 27

Generated: 12/30/2013 3:34:01 PM

[A] Paragon Laboratories, Inc. is accredited to ISO/IEC 17025 by A2LA for analytical methods referring to this footnote. (A2LA Cert. No. 2705.01 Expires 1/31/2015)

Paragon Laboratories, Inc. is certified by the Michigan DEQ to analyze Drinking Water. (MDEQ Lab No. 9901 Expires 2/25/2014)

This report shall not be reproduced, except in full, without the written consent of Paragon Laboratories, Inc..

ANALYTICAL RESULTS

Workorder: 191814 ECT-120513

Lab ID: 1918140005	Date Collected: 12/4/2013 10:45	Matrix: Soil
Sample ID: C5	Date Received: 12/5/2013 11:42	
Sample Desc: STONY & CELERON ISLANDS-DETROIT RIVER	PO:	

Parameters	Qualifier	Result Units	Dilution Factor	Reporting Limit	Result Qualifier		Analyzed	By
					Min	Max		
Benzo(ghi)perylene		<330 µg/Kg-dry	1	330			12/23/2013 12:02	DTM
Benzo(k)fluoranthene		<330 µg/Kg-dry	1	330			12/23/2013 12:02	DTM
Chrysene		<330 µg/Kg-dry	1	330			12/23/2013 12:02	DTM
Dibenzo(ah)anthracene		<330 µg/Kg-dry	1	330			12/23/2013 12:02	DTM
Fluoranthene		<330 µg/Kg-dry	1	330			12/23/2013 12:02	DTM
Fluorene		<330 µg/Kg-dry	1	330			12/23/2013 12:02	DTM
Indeno(1,2,3-cd)pyrene		<330 µg/Kg-dry	1	330			12/23/2013 12:02	DTM
2-Methylnaphthalene		<330 µg/Kg-dry	1	330			12/23/2013 12:02	DTM
Naphthalene		<330 µg/Kg-dry	1	330			12/23/2013 12:02	DTM
Phenanthrene		<330 µg/Kg-dry	1	330			12/23/2013 12:02	DTM
Pyrene		<330 µg/Kg-dry	1	330			12/23/2013 12:02	DTM

Sample Preparation

Analytical Method: EPA 3550C

Ultrasonic Extraction, SVOCs	Complete	1	12/17/2013 14:00	AJB
------------------------------	----------	---	------------------	-----

ANALYTICAL RESULTS

Workorder: 191814 ECT-120513

Lab ID: 1918140006	Date Collected: 12/4/2013 11:40	Matrix: Soil
Sample ID: C6	Date Received: 12/5/2013 11:42	
Sample Desc: STONY & CELERON ISLANDS-DETROIT RIVER	PO:	

Parameters	Qualifier	Result Units	Dilution Factor	Reporting Limit	Result Min	Qualifier Max	Analyzed	By
------------	-----------	--------------	-----------------	-----------------	------------	---------------	----------	----

Individual Parameters

Analytical Method: SM 2540 G

Percent Total Solids	74 %	1	0.10	12/8/2013 17:25	VAH
----------------------	------	---	------	-----------------	-----

Metals

Analytical Method: EPA 6020A

Arsenic	1700 µg/Kg-dry	1	100	12/10/2013 10:40	ALJP
Barium	12000 µg/Kg-dry	1	1000	12/10/2013 10:40	ALJP
Cadmium	200 µg/Kg-dry	1	50	12/10/2013 10:40	ALJP
Chromium	7800 µg/Kg-dry	1	2000	12/10/2013 10:40	ALJP
Copper	4400 µg/Kg-dry	1	1000	12/10/2013 10:40	ALJP
Lead	5900 µg/Kg-dry	1	1000	12/10/2013 10:40	ALJP
Manganese	100000 µg/Kg-dry	1	1000	12/10/2013 10:40	ALJP
Nickel	7300 µg/Kg-dry	1	1000	12/10/2013 10:40	ALJP
Selenium	360 µg/Kg-dry	1	200	12/10/2013 10:40	ALJP
Silver	<100 µg/Kg-dry	1	100	12/10/2013 10:40	ALJP
Zinc	26000 µg/Kg-dry	1	1000	12/10/2013 10:40	ALJP

Analytical Method: EPA 7471B

Mercury	92 µg/Kg-dry	1	50	12/11/2013 11:15	ALJP
---------	--------------	---	----	------------------	------

Polychlorinated Biphenyls(PCB)

Analytical Method: EPA 8082A

PCB Aroclor 1016	<330 µg/Kg-dry	1	330	12/23/2013 17:06	GFM
PCB Aroclor 1221	<330 µg/Kg-dry	1	330	12/23/2013 17:06	GFM
PCB Aroclor 1232	<330 µg/Kg-dry	1	330	12/23/2013 17:06	GFM
PCB Aroclor 1242	<330 µg/Kg-dry	1	330	12/23/2013 17:06	GFM
PCB Aroclor 1248	<330 µg/Kg-dry	1	330	12/23/2013 17:06	GFM
PCB Aroclor 1254	<330 µg/Kg-dry	1	330	12/23/2013 17:06	GFM
PCB Aroclor 1260	<330 µg/Kg-dry	1	330	12/23/2013 17:06	GFM
Total PCBs	<330 µg/Kg-dry	1	330	12/23/2013 17:06	GFM

Polynuclear Aromatics (PNAs)

Analytical Method: EPA 8270D

Acenaphthene	<330 µg/Kg-dry	1	330	12/23/2013 12:25	DTM
Acenaphthylene	800 µg/Kg-dry	1	330	12/23/2013 12:25	DTM
Anthracene	2500 µg/Kg-dry	1	330	12/23/2013 12:25	DTM
Benzo(a)anthracene	6200 µg/Kg-dry	1	330	12/23/2013 12:25	DTM
Benzo(a)pyrene	3900 µg/Kg-dry	1	330	12/23/2013 12:25	DTM
Benzo(b)fluoranthene	7000 µg/Kg-dry	1	330	12/23/2013 12:25	DTM

Report ID: 191814 - 1321453

Generated: 12/30/2013 3:34:01 PM

Page 14 of 27

ANALYTICAL RESULTS

Workorder: 191814 ECT-120513

Lab ID: 1918140006	Date Collected: 12/4/2013 11:40	Matrix: Soil
Sample ID: C6	Date Received: 12/5/2013 11:42	
Sample Desc: STONY & CELERON ISLANDS-DETROIT RIVER	PO:	

Parameters	Qualifier	Result Units	Dilution Factor	Reporting Limit	Result Qualifier		Analyzed	By
					Min	Max		
Benzo(ghi)perylene		1700 µg/Kg-dry	1	330			12/23/2013 12:25	DTM
Benzo(k)fluoranthene		3800 µg/Kg-dry	1	330			12/23/2013 12:25	DTM
Chrysene		7900 µg/Kg-dry	1	330			12/23/2013 12:25	DTM
Dibenzo(ah)anthracene		550 µg/Kg-dry	1	330			12/23/2013 12:25	DTM
Fluoranthene		9600 µg/Kg-dry	1	330			12/27/2013 10:04	DTM
Fluorene		500 µg/Kg-dry	1	330			12/23/2013 12:25	DTM
Indeno(1,2,3-cd)pyrene		1700 µg/Kg-dry	1	330			12/23/2013 12:25	DTM
2-Methylnaphthalene		350 µg/Kg-dry	1	330			12/23/2013 12:25	DTM
Naphthalene		1100 µg/Kg-dry	1	330			12/23/2013 12:25	DTM
Phenanthrene		3700 µg/Kg-dry	1	330			12/23/2013 12:25	DTM
Pyrene		12000 µg/Kg-dry	1	330			12/27/2013 10:04	DTM

Sample Preparation

Analytical Method: EPA 3550C

Ultrasonic Extraction, SVOCs	Complete	1	12/17/2013 14:00	AJB
------------------------------	----------	---	------------------	-----

ANALYTICAL RESULTS

Workorder: 191814 ECT-120513

Lab ID: 1918140007	Date Collected: 12/4/2013 13:15	Matrix: Soil
Sample ID: S1	Date Received: 12/5/2013 11:42	
Sample Desc: STONY & CELERON ISLANDS-DETROIT RIVER	PO:	

Parameters	Qualifier	Result Units	Dilution Factor	Reporting Limit	Result Min	Qualifier Max	Analyzed	By
------------	-----------	--------------	-----------------	-----------------	------------	---------------	----------	----

Individual Parameters

Analytical Method: SM 2540 G

Percent Total Solids	76 %	1	0.10	12/8/2013 17:25	VAH
----------------------	------	---	------	-----------------	-----

Metals

Analytical Method: EPA 6020A

Arsenic	2300 µg/Kg-dry	1	100	12/11/2013 08:40	ALJP
Barium	15000 µg/Kg-dry	1	1000	12/11/2013 08:40	ALJP
Cadmium	280 µg/Kg-dry	1	50	12/11/2013 08:40	ALJP
Chromium	6300 µg/Kg-dry	1	2000	12/11/2013 08:40	ALJP
Copper	6300 µg/Kg-dry	1	1000	12/11/2013 08:40	ALJP
Lead	10000 µg/Kg-dry	1	1000	12/11/2013 08:40	ALJP
Manganese	110000 µg/Kg-dry	1	1000	12/11/2013 08:40	ALJP
Nickel	6200 µg/Kg-dry	1	1000	12/11/2013 08:40	ALJP
Selenium	270 µg/Kg-dry	1	200	12/11/2013 08:40	ALJP
Silver	<100 µg/Kg-dry	1	100	12/11/2013 08:40	ALJP
Zinc	27000 µg/Kg-dry	1	1000	12/11/2013 08:40	ALJP

Analytical Method: EPA 7471B

Mercury	65 µg/Kg-dry	1	50	12/11/2013 11:15	ALJP
---------	--------------	---	----	------------------	------

Polychlorinated Biphenyls(PCB)

Analytical Method: EPA 8082A

PCB Aroclor 1016	<330 µg/Kg-dry	1	330	12/23/2013 17:34	GFM
PCB Aroclor 1221	<330 µg/Kg-dry	1	330	12/23/2013 17:34	GFM
PCB Aroclor 1232	<330 µg/Kg-dry	1	330	12/23/2013 17:34	GFM
PCB Aroclor 1242	<330 µg/Kg-dry	1	330	12/23/2013 17:34	GFM
PCB Aroclor 1248	<330 µg/Kg-dry	1	330	12/23/2013 17:34	GFM
PCB Aroclor 1254	<330 µg/Kg-dry	1	330	12/23/2013 17:34	GFM
PCB Aroclor 1260	<330 µg/Kg-dry	1	330	12/23/2013 17:34	GFM
Total PCBs	<330 µg/Kg-dry	1	330	12/23/2013 17:34	GFM

Polynuclear Aromatics (PNAs)

Analytical Method: EPA 8270D

Acenaphthene	<330 µg/Kg-dry	1	330	12/23/2013 12:48	DTM
Acenaphthylene	<330 µg/Kg-dry	1	330	12/23/2013 12:48	DTM
Anthracene	<330 µg/Kg-dry	1	330	12/23/2013 12:48	DTM
Benzo(a)anthracene	<330 µg/Kg-dry	1	330	12/23/2013 12:48	DTM
Benzo(a)pyrene	<330 µg/Kg-dry	1	330	12/23/2013 12:48	DTM
Benzo(b)fluoranthene	<330 µg/Kg-dry	1	330	12/23/2013 12:48	DTM

Report ID: 191814 - 1321453

Page 16 of 27

Generated: 12/30/2013 3:34:01 PM

[A] Paragon Laboratories, Inc. is accredited to ISO/IEC 17025 by A2LA for analytical methods referring to this footnote. (A2LA Cert. No. 2705.01 Expires 1/31/2015)

Paragon Laboratories, Inc. is certified by the Michigan DEQ to analyze Drinking Water. (MDEQ Lab No. 9901 Expires 2/25/2014)

This report shall not be reproduced, except in full, without the written consent of Paragon Laboratories, Inc..

ANALYTICAL RESULTS

Workorder: 191814 ECT-120513

Lab ID: 1918140007	Date Collected: 12/4/2013 13:15	Matrix: Soil
Sample ID: S1	Date Received: 12/5/2013 11:42	
Sample Desc: STONY & CELERON ISLANDS-DETROIT RIVER	PO:	

Parameters	Qualifier	Result Units	Dilution Factor	Reporting Limit	Result Qualifier Min Max	Analyzed	By
Benzo(ghi)perylene		<330 µg/Kg-dry	1	330		12/23/2013 12:48	DTM
Benzo(k)fluoranthene		<330 µg/Kg-dry	1	330		12/23/2013 12:48	DTM
Chrysene		<330 µg/Kg-dry	1	330		12/23/2013 12:48	DTM
Dibenzo(ah)anthracene		<330 µg/Kg-dry	1	330		12/23/2013 12:48	DTM
Fluoranthene		<330 µg/Kg-dry	1	330		12/23/2013 12:48	DTM
Fluorene		<330 µg/Kg-dry	1	330		12/23/2013 12:48	DTM
Indeno(1,2,3-cd)pyrene		<330 µg/Kg-dry	1	330		12/23/2013 12:48	DTM
2-Methylnaphthalene		<330 µg/Kg-dry	1	330		12/23/2013 12:48	DTM
Naphthalene		<330 µg/Kg-dry	1	330		12/23/2013 12:48	DTM
Phenanthrene		<330 µg/Kg-dry	1	330		12/23/2013 12:48	DTM
Pyrene		<330 µg/Kg-dry	1	330		12/23/2013 12:48	DTM

Sample Preparation

Analytical Method: EPA 3550C

Ultrasonic Extraction, SVOCs	Complete	1	12/17/2013 14:00	AJB
------------------------------	----------	---	------------------	-----

ANALYTICAL RESULTS

Workorder: 191814 ECT-120513

Lab ID: 1918140008	Date Collected: 12/4/2013 13:30	Matrix: Soil
Sample ID: S2	Date Received: 12/5/2013 11:42	
Sample Desc: STONY & CELERON ISLANDS-DETROIT RIVER	PO:	

Parameters	Qualifier	Result Units	Dilution Factor	Reporting Limit	Result Qualifier Min Max	Analyzed	By
------------	-----------	--------------	-----------------	-----------------	--------------------------	----------	----

Individual Parameters

Analytical Method: SM 2540 G

Percent Total Solids	71 %	1	0.10	12/8/2013 17:25	VAH
----------------------	------	---	------	-----------------	-----

Metals

Analytical Method: EPA 6020A

Arsenic	4100 µg/Kg-dry	1	100	12/11/2013 08:40	ALJP
Barium	270000 µg/Kg-dry	1	1000	12/11/2013 08:40	ALJP
Cadmium	410 µg/Kg-dry	1	50	12/11/2013 08:40	ALJP
Chromium	19000 µg/Kg-dry	1	2000	12/11/2013 08:40	ALJP
Copper	31000 µg/Kg-dry	1	1000	12/11/2013 08:40	ALJP
Lead	21000 µg/Kg-dry	1	1000	12/11/2013 08:40	ALJP
Manganese	120000 µg/Kg-dry	1	1000	12/11/2013 08:40	ALJP
Nickel	23000 µg/Kg-dry	1	1000	12/11/2013 08:40	ALJP
Selenium	620 µg/Kg-dry	1	200	12/11/2013 08:40	ALJP
Silver	<100 µg/Kg-dry	1	100	12/11/2013 08:40	ALJP
Zinc	68000 µg/Kg-dry	1	1000	12/11/2013 08:40	ALJP

Analytical Method: EPA 7471B

Mercury	50 µg/Kg-dry	1	50	12/11/2013 11:15	ALJP
---------	--------------	---	----	------------------	------

Polychlorinated Biphenyls(PCB)

Analytical Method: EPA 8082A

PCB Aroclor 1016	<330 µg/Kg-dry	1	330	12/23/2013 18:03	GFM
PCB Aroclor 1221	<330 µg/Kg-dry	1	330	12/23/2013 18:03	GFM
PCB Aroclor 1232	<330 µg/Kg-dry	1	330	12/23/2013 18:03	GFM
PCB Aroclor 1242	<330 µg/Kg-dry	1	330	12/23/2013 18:03	GFM
PCB Aroclor 1248	<330 µg/Kg-dry	1	330	12/23/2013 18:03	GFM
PCB Aroclor 1254	<330 µg/Kg-dry	1	330	12/23/2013 18:03	GFM
PCB Aroclor 1260	<330 µg/Kg-dry	1	330	12/23/2013 18:03	GFM
Total PCBs	<330 µg/Kg-dry	1	330	12/23/2013 18:03	GFM

Polynuclear Aromatics (PNAs)

Analytical Method: EPA 8270D

Acenaphthene	<330 µg/Kg-dry	1	330	12/23/2013 13:10	DTM
Acenaphthylene	<330 µg/Kg-dry	1	330	12/23/2013 13:10	DTM
Anthracene	<330 µg/Kg-dry	1	330	12/23/2013 13:10	DTM
Benzo(a)anthracene	<330 µg/Kg-dry	1	330	12/23/2013 13:10	DTM
Benzo(a)pyrene	<330 µg/Kg-dry	1	330	12/23/2013 13:10	DTM
Benzo(b)fluoranthene	<330 µg/Kg-dry	1	330	12/23/2013 13:10	DTM

Report ID: 191814 - 1321453

Generated: 12/30/2013 3:34:01 PM

Page 18 of 27

ANALYTICAL RESULTS

Workorder: 191814 ECT-120513

Lab ID: 1918140008	Date Collected: 12/4/2013 13:30	Matrix: Soil
Sample ID: S2	Date Received: 12/5/2013 11:42	
Sample Desc: STONY & CELERON ISLANDS-DETROIT RIVER	PO:	

Parameters	Qualifier	Result Units	Dilution Factor	Reporting Limit	Result Qualifier		Analyzed	By
					Min	Max		
Benzo(ghi)perylene		<330 µg/Kg-dry	1	330			12/23/2013 13:10	DTM
Benzo(k)fluoranthene		<330 µg/Kg-dry	1	330			12/23/2013 13:10	DTM
Chrysene		<330 µg/Kg-dry	1	330			12/23/2013 13:10	DTM
Dibenzo(ah)anthracene		<330 µg/Kg-dry	1	330			12/23/2013 13:10	DTM
Fluoranthene		<330 µg/Kg-dry	1	330			12/23/2013 13:10	DTM
Fluorene		<330 µg/Kg-dry	1	330			12/23/2013 13:10	DTM
Indeno(1,2,3-cd)pyrene		<330 µg/Kg-dry	1	330			12/23/2013 13:10	DTM
2-Methylnaphthalene		<330 µg/Kg-dry	1	330			12/23/2013 13:10	DTM
Naphthalene		<330 µg/Kg-dry	1	330			12/23/2013 13:10	DTM
Phenanthrene		<330 µg/Kg-dry	1	330			12/23/2013 13:10	DTM
Pyrene		<330 µg/Kg-dry	1	330			12/23/2013 13:10	DTM

Sample Preparation

Analytical Method: EPA 3550C

Ultrasonic Extraction, SVOCs	Complete	1	12/17/2013 14:00	AJB
------------------------------	----------	---	------------------	-----

ANALYTICAL RESULTS

Workorder: 191814 ECT-120513

Lab ID: 1918140009	Date Collected: 12/4/2013 14:15	Matrix: Soil
Sample ID: N1	Date Received: 12/5/2013 11:42	
Sample Desc: STONY & CELERON ISLANDS-DETROIT RIVER	PO:	

Parameters	Qualifier	Result Units	Dilution Factor	Reporting Limit	Result Min Max	Qualifier	Analyzed	By
Individual Parameters								
Analytical Method: SM 2540 G								
Percent Total Solids		43 %	1	0.10			12/8/2013 17:25	VAH
Metals								
Analytical Method: EPA 6020A								
Arsenic		2100 µg/Kg-dry	1	100			12/11/2013 08:40	ALJP
Barium		33000 µg/Kg-dry	1	1000			12/11/2013 08:40	ALJP
Cadmium		2300 µg/Kg-dry	1	50			12/11/2013 08:40	ALJP
Chromium		32000 µg/Kg-dry	1	2000			12/11/2013 08:40	ALJP
Copper		29000 µg/Kg-dry	1	1000			12/11/2013 08:40	ALJP
Lead		27000 µg/Kg-dry	1	1000			12/11/2013 08:40	ALJP
Manganese		150000 µg/Kg-dry	1	1000			12/11/2013 08:40	ALJP
Nickel		14000 µg/Kg-dry	1	1000			12/11/2013 08:40	ALJP
Selenium		550 µg/Kg-dry	1	200			12/11/2013 08:40	ALJP
Silver		330 µg/Kg-dry	1	100			12/11/2013 08:40	ALJP
Zinc		85000 µg/Kg-dry	1	1000			12/11/2013 08:40	ALJP
Analytical Method: EPA 7471B								
Mercury		380 µg/Kg-dry	1	50			12/11/2013 11:15	ALJP
Polychlorinated Biphenyls(PCB)								
Analytical Method: EPA 8082A								
PCB Aroclor 1016		<330 µg/Kg-dry	1	330			12/23/2013 18:32	GFM
PCB Aroclor 1221		<330 µg/Kg-dry	1	330			12/23/2013 18:32	GFM
PCB Aroclor 1232		<330 µg/Kg-dry	1	330			12/23/2013 18:32	GFM
PCB Aroclor 1242		<330 µg/Kg-dry	1	330			12/23/2013 18:32	GFM
PCB Aroclor 1248		<330 µg/Kg-dry	1	330			12/23/2013 18:32	GFM
PCB Aroclor 1254		<330 µg/Kg-dry	1	330			12/23/2013 18:32	GFM
PCB Aroclor 1260		<330 µg/Kg-dry	1	330			12/23/2013 18:32	GFM
Total PCBs		<330 µg/Kg-dry	1	330			12/23/2013 18:32	GFM
Polynuclear Aromatics (PNAs)								
Analytical Method: EPA 8270D								
Acenaphthene		<330 µg/Kg-dry	1	330			12/23/2013 13:33	DTM
Acenaphthylene		<330 µg/Kg-dry	1	330			12/23/2013 13:33	DTM
Anthracene		370 µg/Kg-dry	1	330			12/23/2013 13:33	DTM
Benzo(a)anthracene		830 µg/Kg-dry	1	330			12/23/2013 13:33	DTM
Benzo(a)pyrene		480 µg/Kg-dry	1	330			12/23/2013 13:33	DTM
Benzo(b)fluoranthene		950 µg/Kg-dry	1	330			12/23/2013 13:33	DTM

Report ID: 191814 - 1321453

Generated: 12/30/2013 3:34:01 PM

Page 20 of 27

ANALYTICAL RESULTS

Workorder: 191814 ECT-120513

Lab ID: **1918140009** Date Collected: 12/4/2013 14:15 Matrix: Soil
Sample ID: N1 Date Received: 12/5/2013 11:42
Sample Desc: STONY & CELERON ISLANDS-DETROIT RIVER PO:

Parameters	Qualifier	Result Units	Dilution Factor	Reporting Limit	Result Qualifier		Analyzed	By
					Min	Max		
Benzo(ghi)perylene		<330 µg/Kg-dry	1	330			12/23/2013 13:33	DTM
Benzo(k)fluoranthene		610 µg/Kg-dry	1	330			12/23/2013 13:33	DTM
Chrysene		1900 µg/Kg-dry	1	330			12/23/2013 13:33	DTM
Dibenzo(ah)anthracene		<330 µg/Kg-dry	1	330			12/23/2013 13:33	DTM
Fluoranthene		1800 µg/Kg-dry	1	330			12/23/2013 13:33	DTM
Fluorene		<330 µg/Kg-dry	1	330			12/23/2013 13:33	DTM
Indeno(1,2,3-cd)pyrene		<330 µg/Kg-dry	1	330			12/23/2013 13:33	DTM
2-Methylnaphthalene		<330 µg/Kg-dry	1	330			12/23/2013 13:33	DTM
Naphthalene		<330 µg/Kg-dry	1	330			12/23/2013 13:33	DTM
Phenanthrene		420 µg/Kg-dry	1	330			12/23/2013 13:33	DTM
Pyrene		1300 µg/Kg-dry	1	330			12/23/2013 13:33	DTM

Sample Preparation

Analytical Method: EPA 3550C

Ultrasonic Extraction, SVOCs	Complete	1					12/17/2013 14:00	AJB
------------------------------	----------	---	--	--	--	--	------------------	-----

ANALYTICAL RESULTS

Workorder: 191814 ECT-120513

Lab ID: 1918140010	Date Collected: 12/4/2013 14:30	Matrix: Soil
Sample ID: N2	Date Received: 12/5/2013 11:42	
Sample Desc: STONY & CELERON ISLANDS-DETROIT RIVER	PO:	

Parameters	Qualifier	Result Units	Dilution Factor	Reporting Limit	Result Min Max	Qualifier	Analyzed	By
------------	-----------	--------------	-----------------	-----------------	-------------------	-----------	----------	----

Individual Parameters

Analytical Method: SM 2540 G

Percent Total Solids	28 %	1	0.10	12/11/2013 12:45	VAH
----------------------	------	---	------	------------------	-----

Metals

Analytical Method: EPA 6020A

Arsenic	6100 µg/Kg-dry	1	100	12/11/2013 08:40	ALJP
Barium	140000 µg/Kg-dry	1	1000	12/11/2013 08:40	ALJP
Cadmium	15000 µg/Kg-dry	1	50	12/11/2013 08:40	ALJP
Chromium	180000 µg/Kg-dry	1	2000	12/11/2013 08:40	ALJP
Copper	130000 µg/Kg-dry	1	1000	12/11/2013 08:40	ALJP
Lead	130000 µg/Kg-dry	1	1000	12/11/2013 08:40	ALJP
Manganese	480000 µg/Kg-dry	1	1000	12/11/2013 08:40	ALJP
Nickel	40000 µg/Kg-dry	1	1000	12/11/2013 08:40	ALJP
Selenium	1100 µg/Kg-dry	1	200	12/11/2013 08:40	ALJP
Silver	1400 µg/Kg-dry	1	100	12/11/2013 08:40	ALJP
Zinc	370000 µg/Kg-dry	1	1000	12/11/2013 08:40	ALJP

Analytical Method: EPA 7471B

Mercury	780 µg/Kg-dry	1	50	12/11/2013 11:15	ALJP
---------	---------------	---	----	------------------	------

Polychlorinated Biphenyls(PCB)

Analytical Method: EPA 8082A

PCB Aroclor 1016	<330 µg/Kg-dry	1	330	12/23/2013 19:01	GFM
PCB Aroclor 1221	<330 µg/Kg-dry	1	330	12/23/2013 19:01	GFM
PCB Aroclor 1232	<330 µg/Kg-dry	1	330	12/23/2013 19:01	GFM
PCB Aroclor 1242	<330 µg/Kg-dry	1	330	12/23/2013 19:01	GFM
PCB Aroclor 1248	<330 µg/Kg-dry	1	330	12/23/2013 19:01	GFM
PCB Aroclor 1254	<330 µg/Kg-dry	1	330	12/23/2013 19:01	GFM
PCB Aroclor 1260	870 µg/Kg-dry	1	330	12/23/2013 19:01	GFM
Total PCBs	870 µg/Kg-dry	1	330	12/23/2013 19:01	GFM

Polynuclear Aromatics (PNAs)

Analytical Method: EPA 8270D

Acenaphthene	<360 µg/Kg-dry	1	360	12/23/2013 13:57	DTM
Acenaphthylene	780 µg/Kg-dry	1	360	12/23/2013 13:57	DTM
Anthracene	1100 µg/Kg-dry	1	360	12/23/2013 13:57	DTM
Benzo(a)anthracene	3700 µg/Kg-dry	1	360	12/23/2013 13:57	DTM
Benzo(a)pyrene	1900 µg/Kg-dry	1	360	12/23/2013 13:57	DTM
Benzo(b)fluoranthene	4000 µg/Kg-dry	1	360	12/23/2013 13:57	DTM

Report ID: 191814 - 1321453

Generated: 12/30/2013 3:34:02 PM

Page 22 of 27

ANALYTICAL RESULTS

Workorder: 191814 ECT-120513

Lab ID: 1918140010

Date Collected: 12/4/2013 14:30

Matrix: Soil

Sample ID: N2

Date Received: 12/5/2013 11:42

Sample Desc: STONY & CELERON ISLANDS-DETROIT RIVER

PO:

Parameters	Qualifier	Result Units	Dilution Factor	Reporting Limit	Result Qualifier		Analyzed	By
					Min	Max		
Benzo(ghi)perylene		1700 µg/Kg-dry	1	360			12/23/2013 13:57	DTM
Benzo(k)fluoranthene		2300 µg/Kg-dry	1	360			12/23/2013 13:57	DTM
Chrysene		6700 µg/Kg-dry	1	360			12/23/2013 13:57	DTM
Dibenzo(ah)anthracene		560 µg/Kg-dry	1	360			12/23/2013 13:57	DTM
Fluoranthene		6100 µg/Kg-dry	1	360			12/23/2013 13:57	DTM
Fluorene		690 µg/Kg-dry	1	360			12/23/2013 13:57	DTM
Indeno(1,2,3-cd)pyrene		970 µg/Kg-dry	1	360			12/23/2013 13:57	DTM
2-Methylnaphthalene		550 µg/Kg-dry	1	360			12/23/2013 13:57	DTM
Naphthalene		400 µg/Kg-dry	1	360			12/23/2013 13:57	DTM
Phenanthrene		2000 µg/Kg-dry	1	360			12/23/2013 13:57	DTM
Pyrene		4500 µg/Kg-dry	1	360			12/23/2013 13:57	DTM

Sample Preparation

Analytical Method: EPA 3550C

Ultrasonic Extraction, SVOCs	Complete	1					12/17/2013 14:00	AJB
------------------------------	----------	---	--	--	--	--	------------------	-----

ANALYTICAL RESULTS

Workorder: 191814 ECT-120513

Lab ID: 1918140011	Date Collected: 12/4/2013 14:40	Matrix: Soil
Sample ID: N3	Date Received: 12/5/2013 11:42	
Sample Desc: STONY & CELERON ISLANDS-DETROIT RIVER	PO:	

Parameters	Qualifier	Result Units	Dilution Factor	Reporting Limit	Result Min	Qualifier Max	Analyzed	By
Individual Parameters								
Analytical Method: SM 2540 G								
Percent Total Solids		28 %	1	0.10			12/11/2013 12:45	VAH
Metals								
Analytical Method: EPA 6020A								
Arsenic		5900 µg/Kg-dry	1	100			12/11/2013 08:40	ALJP
Barium		120000 µg/Kg-dry	1	1000			12/11/2013 08:40	ALJP
Cadmium		13000 µg/Kg-dry	1	50			12/11/2013 08:40	ALJP
Chromium		170000 µg/Kg-dry	1	2000			12/11/2013 08:40	ALJP
Copper		120000 µg/Kg-dry	1	1000			12/11/2013 08:40	ALJP
Lead		130000 µg/Kg-dry	1	1000			12/11/2013 08:40	ALJP
Manganese		420000 µg/Kg-dry	1	1000			12/11/2013 08:40	ALJP
Nickel		42000 µg/Kg-dry	1	1000			12/11/2013 08:40	ALJP
Selenium		920 µg/Kg-dry	1	200			12/11/2013 08:40	ALJP
Silver		1400 µg/Kg-dry	1	100			12/11/2013 08:40	ALJP
Zinc		360000 µg/Kg-dry	1	1000			12/11/2013 08:40	ALJP
Analytical Method: EPA 7471B								
Mercury		900 µg/Kg-dry	1	50			12/11/2013 11:15	ALJP
Polychlorinated Biphenyls(PCB)								
Analytical Method: EPA 8082A								
PCB Aroclor 1016		<330 µg/Kg-dry	1	330			12/23/2013 19:59	GFM
PCB Aroclor 1221		<330 µg/Kg-dry	1	330			12/23/2013 19:59	GFM
PCB Aroclor 1232		<330 µg/Kg-dry	1	330			12/23/2013 19:59	GFM
PCB Aroclor 1242		<330 µg/Kg-dry	1	330			12/23/2013 19:59	GFM
PCB Aroclor 1248		<330 µg/Kg-dry	1	330			12/23/2013 19:59	GFM
PCB Aroclor 1254		<330 µg/Kg-dry	1	330			12/23/2013 19:59	GFM
PCB Aroclor 1260		860 µg/Kg-dry	1	330			12/23/2013 19:59	GFM
Total PCBs		860 µg/Kg-dry	1	330			12/23/2013 19:59	GFM
Polynuclear Aromatics (PNAs)								
Analytical Method: EPA 8270D								
Acenaphthene		<360 µg/Kg-dry	1	360			12/23/2013 14:19	DTM
Acenaphthylene		590 µg/Kg-dry	1	360			12/23/2013 14:19	DTM
Anthracene		1100 µg/Kg-dry	1	360			12/23/2013 14:19	DTM
Benzo(a)anthracene		6400 µg/Kg-dry	1	360			12/23/2013 14:19	DTM
Benzo(a)pyrene		1800 µg/Kg-dry	1	360			12/23/2013 14:19	DTM
Benzo(b)fluoranthene		3300 µg/Kg-dry	1	360			12/23/2013 14:19	DTM

Report ID: 191814 - 1321453

Page 24 of 27

Generated: 12/30/2013 3:34:02 PM

[A] Paragon Laboratories, Inc. is accredited to ISO/IEC 17025 by A2LA for analytical methods referring to this footnote. (A2LA Cert. No. 2705.01 Expires 1/31/2015)

Paragon Laboratories, Inc. is certified by the Michigan DEQ to analyze Drinking Water. (MDEQ Lab No. 9901 Expires 2/25/2014)

This report shall not be reproduced, except in full, without the written consent of Paragon Laboratories, Inc..

ANALYTICAL RESULTS

Workorder: 191814 ECT-120513

Lab ID: **1918140011**

Date Collected: 12/4/2013 14:40

Matrix: Soil

Sample ID: N3

Date Received: 12/5/2013 11:42

Sample Desc: STONY & CELERON ISLANDS-DETROIT RIVER

PO:

Parameters	Qualifier	Result Units	Dilution Factor	Reporting Limit	Result Qualifier		Analyzed	By
					Min	Max		
Benzo(ghi)perylene		1500 µg/Kg-dry	1	360			12/23/2013 14:19	DTM
Benzo(k)fluoranthene		1900 µg/Kg-dry	1	360			12/23/2013 14:19	DTM
Chrysene		4600 µg/Kg-dry	1	360			12/23/2013 14:19	DTM
Dibenzo(ah)anthracene		470 µg/Kg-dry	1	360			12/23/2013 14:19	DTM
Fluoranthene		5100 µg/Kg-dry	1	360			12/23/2013 14:19	DTM
Fluorene		610 µg/Kg-dry	1	360			12/23/2013 14:19	DTM
Indeno(1,2,3-cd)pyrene		880 µg/Kg-dry	1	360			12/23/2013 14:19	DTM
2-Methylnaphthalene		420 µg/Kg-dry	1	360			12/23/2013 14:19	DTM
Naphthalene		<360 µg/Kg-dry	1	360			12/23/2013 14:19	DTM
Phenanthrene		1600 µg/Kg-dry	1	360			12/23/2013 14:19	DTM
Pyrene		3800 µg/Kg-dry	1	360			12/23/2013 14:19	DTM

Sample Preparation

Analytical Method: EPA 3550C

Ultrasonic Extraction, SVOCs	Complete		1				12/17/2013 14:00	AJB
------------------------------	----------	--	---	--	--	--	------------------	-----

ANALYTICAL RESULTS

Workorder: 191814 ECT-120513

Lab ID: 1918140012	Date Collected: 12/4/2013 14:50	Matrix: Soil
Sample ID: N4	Date Received: 12/5/2013 11:42	
Sample Desc: STONY & CELERON ISLANDS-DETROIT RIVER	PO:	

Parameters	Qualifier	Result Units	Dilution Factor	Reporting Limit	Result Qualifier Min Max	Analyzed	By
Individual Parameters							
Analytical Method: SM 2540 G							
Percent Total Solids		36 %	1	0.10		12/11/2013 12:45	VAH
Metals							
Analytical Method: EPA 6020A							
Arsenic		4200 µg/Kg-dry	1	100		12/11/2013 08:40	ALJP
Barium		50000 µg/Kg-dry	1	1000		12/11/2013 08:40	ALJP
Cadmium		1100 µg/Kg-dry	1	50		12/11/2013 08:40	ALJP
Chromium		220000 µg/Kg-dry	1	2000		12/11/2013 08:40	ALJP
Copper		27000 µg/Kg-dry	1	1000		12/11/2013 08:40	ALJP
Lead		22000 µg/Kg-dry	1	1000		12/11/2013 08:40	ALJP
Manganese		350000 µg/Kg-dry	1	1000		12/11/2013 08:40	ALJP
Nickel		25000 µg/Kg-dry	1	1000		12/11/2013 08:40	ALJP
Selenium		940 µg/Kg-dry	1	200		12/11/2013 08:40	ALJP
Silver		210 µg/Kg-dry	1	100		12/11/2013 08:40	ALJP
Zinc		96000 µg/Kg-dry	1	1000		12/11/2013 08:40	ALJP
Analytical Method: EPA 7471B							
Mercury		130 µg/Kg-dry	1	50		12/11/2013 11:15	ALJP
Polychlorinated Biphenyls(PCB)							
Analytical Method: EPA 8082A							
PCB Aroclor 1016		<330 µg/Kg-dry	1	330		12/23/2013 20:28	GFM
PCB Aroclor 1221		<330 µg/Kg-dry	1	330		12/23/2013 20:28	GFM
PCB Aroclor 1232		<330 µg/Kg-dry	1	330		12/23/2013 20:28	GFM
PCB Aroclor 1242		<330 µg/Kg-dry	1	330		12/23/2013 20:28	GFM
PCB Aroclor 1248		<330 µg/Kg-dry	1	330		12/23/2013 20:28	GFM
PCB Aroclor 1254		<330 µg/Kg-dry	1	330		12/23/2013 20:28	GFM
PCB Aroclor 1260		<330 µg/Kg-dry	1	330		12/23/2013 20:28	GFM
Total PCBs		<330 µg/Kg-dry	1	330		12/23/2013 20:28	GFM
Polynuclear Aromatics (PNAs)							
Analytical Method: EPA 8270D							
Acenaphthene		<330 µg/Kg-dry	1	330		12/23/2013 14:42	DTM
Acenaphthylene		<330 µg/Kg-dry	1	330		12/23/2013 14:42	DTM
Anthracene		<330 µg/Kg-dry	1	330		12/23/2013 14:42	DTM
Benzo(a)anthracene		560 µg/Kg-dry	1	330		12/23/2013 14:42	DTM
Benzo(a)pyrene		<330 µg/Kg-dry	1	330		12/23/2013 14:42	DTM
Benzo(b)fluoranthene		<330 µg/Kg-dry	1	330		12/23/2013 14:42	DTM

Report ID: 191814 - 1321453

Generated: 12/30/2013 3:34:02 PM

Page 26 of 27

[A] Paragon Laboratories, Inc. is accredited to ISO/IEC 17025 by A2LA for analytical methods referring to this footnote. (A2LA Cert. No. 2705.01 Expires 1/31/2015)
 Paragon Laboratories, Inc. is certified by the Michigan DEQ to analyze Drinking Water. (MDEQ Lab No. 9901 Expires 2/25/2014)
 This report shall not be reproduced, except in full, without the written consent of Paragon Laboratories, Inc..

ANALYTICAL RESULTS

Workorder: 191814 ECT-120513

Lab ID: 1918140012	Date Collected: 12/4/2013 14:50	Matrix: Soil
Sample ID: N4	Date Received: 12/5/2013 11:42	
Sample Desc: STONY & CELERON ISLANDS-DETROIT RIVER	PO:	

Parameters	Qualifier	Result Units	Dilution Factor	Reporting Limit	Result Qualifier Min Max	Analyzed	By
Benzo(ghi)perylene		<330 µg/Kg-dry	1	330		12/23/2013 14:42	DTM
Benzo(k)fluoranthene		<330 µg/Kg-dry	1	330		12/23/2013 14:42	DTM
Chrysene		620 µg/Kg-dry	1	330		12/23/2013 14:42	DTM
Dibenzo(ah)anthracene		<330 µg/Kg-dry	1	330		12/23/2013 14:42	DTM
Fluoranthene		770 µg/Kg-dry	1	330		12/23/2013 14:42	DTM
Fluorene		<330 µg/Kg-dry	1	330		12/23/2013 14:42	DTM
Indeno(1,2,3-cd)pyrene		<330 µg/Kg-dry	1	330		12/23/2013 14:42	DTM
2-Methylnaphthalene		<330 µg/Kg-dry	1	330		12/23/2013 14:42	DTM
Naphthalene		<330 µg/Kg-dry	1	330		12/23/2013 14:42	DTM
Phenanthrene		<330 µg/Kg-dry	1	330		12/23/2013 14:42	DTM
Pyrene		440 µg/Kg-dry	1	330		12/23/2013 14:42	DTM

Sample Preparation

Analytical Method: EPA 3550C

Ultrasonic Extraction, SVOCs	Complete	1	12/17/2013 14:00	AJB
------------------------------	----------	---	------------------	-----



06-May-2014

Thomas Konja
ECT, Inc
2200 Commonwealth Blvd
Suite 300
Ann Arbor, MI 48105

Re: **Sediments TP-S 4.8.14**

Work Order: **1404644**

Dear Thomas,

Revision: **1**

ALS Environmental received 8 samples on 12-Apr-2014 08:30 AM for the analyses presented in the following report.

The analytical data provided relates directly to the samples received by ALS Environmental and for only the analyses requested.

Sample results are compliant with NELAP standard requirements and QC results achieved laboratory specifications. Any exceptions are noted in the Case Narrative, or noted with qualifiers in the report or QC batch information. Should this laboratory report need to be reproduced, it should be reproduced in full unless written approval has been obtained from ALS Environmental. Samples will be disposed in 30 days unless storage arrangements are made.

The total number of pages in this report is 34.

If you have any questions regarding this report, please feel free to contact me.

Sincerely,

A handwritten signature in cursive script that reads "Ann Preston".

Electronically approved by: Ann Preston

Ann Preston
Project Manager



Certificate No: MN 532786

Report of Laboratory Analysis

ADDRESS 3352 128th Avenue Holland, Michigan 49424-9263 | PHONE (616) 399-6070 | FAX (616) 399-6185

ALS GROUP USA, CORP Part of the ALS Laboratory Group A Campbell Brothers Limited Company

Environmental ALS

www.alsglobal.com

RIGHT SOLUTIONS RIGHT PARTNER

Client: ECT, Inc
Project: Sediments TP-S 4.8.14
Work Order: 1404644

Work Order Sample Summary

<u>Lab Samp ID</u>	<u>Client Sample ID</u>	<u>Matrix</u>	<u>Tag Number</u>	<u>Collection Date</u>	<u>Date Received</u>	<u>Hold</u>
1404644-01	TP-S-4	Sediment		4/8/2014	4/12/2014 08:30	<input type="checkbox"/>
1404644-02	TP-S-5	Sediment		4/8/2014	4/12/2014 08:30	<input type="checkbox"/>
1404644-03	TP-S-6	Sediment		4/8/2014	4/12/2014 08:30	<input type="checkbox"/>
1404644-04	TP-S-7	Sediment		4/8/2014	4/12/2014 08:30	<input type="checkbox"/>
1404644-05	TP-S-5 TCLP	Tclp Extract		4/8/2014	4/12/2014 08:30	<input type="checkbox"/>
1404644-06	TP-S-6 TCLP	Tclp Extract		4/8/2014	4/12/2014 08:30	<input type="checkbox"/>
1404644-07	TP-S-7 TCLP	Tclp Extract		4/8/2014	4/12/2014 08:30	<input type="checkbox"/>
1404644-08	TP-S-4 TCLP	Tclp Extract		4/8/2014	4/12/2014 08:30	<input type="checkbox"/>

Client: ECT, Inc
Project: Sediments TP-S 4.8.14
Work Order: 1404644

Case Narrative

Batch 57742 MS/MSD data for Metals is not related to this project's samples. No data requires qualification.

Batch 57742 samples 1404644-01 through 1404644-04 reporting limits were elevated due to dilution for high concentrations of non-target analytes.

Batch 58011 sample 1404644-06 was activated for TCLP PAHs after the hold time had expired.

TCLP Selenium was added to all samples on 5/1/14.

<u>Qualifier</u>	<u>Description</u>
*	Value exceeds Regulatory Limit
a	Not accredited
B	Analyte detected in the associated Method Blank above the Reporting Limit
E	Value above quantitation range
H	Analyzed outside of Holding Time
J	Analyte is present at an estimated concentration between the MDL and Report Limit
n	Not offered for accreditation
ND	Not Detected at the Reporting Limit
O	Sample amount is > 4 times amount spiked
P	Dual Column results percent difference > 40%
R	RPD above laboratory control limit
S	Spike Recovery outside laboratory control limits
U	Analyzed but not detected above the MDL

<u>Acronym</u>	<u>Description</u>
DUP	Method Duplicate
LCS	Laboratory Control Sample
LCSD	Laboratory Control Sample Duplicate
LOD	Limit of Detection (see MDL)
LOQ	Limit of Quantitation (see PQL)
MBLK	Method Blank
MDL	Method Detection Limit
MS	Matrix Spike
MSD	Matrix Spike Duplicate
PQL	Practical Quantitation Limit
RPD	Relative Percent Difference
TDL	Target Detection Limit
TNTC	Too Numerous To Count
A	APHA Standard Methods
D	ASTM
E	EPA
SW	SW-846 Update III

<u>Units Reported</u>	<u>Description</u>
% of sample	Percent of Sample
% Passing	Percent Passing
µg/Kg-dry	Micrograms per Kilogram Dry Weight
µg/L	Micrograms per Liter
mg/Kg-dry	Milligrams per Kilogram Dry Weight
mg/L	Milligrams per Liter

ALS Group USA, Corp

Date: 06-May-14

Client: ECT, Inc
Work Order: 1404644
Project: Sediments TP-S 4.8.14
Lab ID: 1404644-01

Client Sample ID: TP-S-4
Collection Date: 4/8/2014
Matrix: SEDIMENT

Analyses	Result	Report Limit	MDEQ OP Memo 2 TDL	Qual	Units	Dilution Factor	Date Analyzed
Phenanthrene	ND	330	330		µg/Kg-dry	1	4/19/2014
Pyrene	ND	330	330		µg/Kg-dry	1	4/19/2014
<i>Surr: 2-Fluorobiphenyl</i>	64.1	12-100			%REC	1	4/19/2014
<i>Surr: 4-Terphenyl-d14</i>	89.3	25-137			%REC	1	4/19/2014
<i>Surr: Nitrobenzene-d5</i>	64.0	37-107			%REC	1	4/19/2014
MOISTURE			A2540 G				Analyst: AT
Moisture	13	0.050	0		% of sample	1	4/14/2014

Note: See Qualifiers page for a list of qualifiers and their definitions.

ALS Group USA, Corp

Date: 06-May-14

Client: ECT, Inc
Work Order: 1404644
Project: Sediments TP-S 4.8.14
Lab ID: 1404644-02

Client Sample ID: TP-S-5
Collection Date: 4/8/2014
Matrix: SEDIMENT

Analyses	Result	Report Limit	MDEQ OP Memo 2 TDL	Qual	Units	Dilution Factor	Date Analyzed
PCBS			SW8082		Prep Date: 4/21/2014		Analyst: JD
Aroclor 1016	ND	330	330		µg/Kg-dry	1	4/21/2014
Aroclor 1221	ND	330	330		µg/Kg-dry	1	4/21/2014
Aroclor 1232	ND	330	330		µg/Kg-dry	1	4/21/2014
Aroclor 1242	ND	330	330		µg/Kg-dry	1	4/21/2014
Aroclor 1248	ND	330	330		µg/Kg-dry	1	4/21/2014
Aroclor 1254	ND	330	330		µg/Kg-dry	1	4/21/2014
Aroclor 1260	ND	330	330		µg/Kg-dry	1	4/21/2014
PCBs, Total	ND	330	330		µg/Kg-dry	1	4/21/2014
<i>Surr: Decachlorobiphenyl</i>	93.1	40-140			%REC	1	4/21/2014
<i>Surr: Tetrachloro-m-xylene</i>	90.1	45-124			%REC	1	4/21/2014
MERCURY BY CVAA			SW7471		Prep Date: 4/25/2014		Analyst: LR
Mercury	0.066	0.050	0.050		mg/Kg-dry	1	4/25/2014
METALS BY ICP-MS			SW6020A		Prep Date: 4/18/2014		Analyst: ML
Arsenic	3.0	1.2	0.10		mg/Kg-dry	5	4/19/2014
Cadmium	0.26	0.20	0.20		mg/Kg-dry	5	4/19/2014
Copper	10	3.0	1.0		mg/Kg-dry	5	4/19/2014
Lead	6.7	3.0	1.0		mg/Kg-dry	5	4/19/2014
Selenium	ND	0.97	0.20		mg/Kg-dry	5	4/19/2014
Zinc	40	6.1	1.0		mg/Kg-dry	5	4/19/2014
PARTICLE-SIZE ANALYSIS OF SOILS			D422				Analyst: PEC
No. 200 Sieve (0.075 mm)	6.80	0	0		% Passing	1	4/15/2014
SEMI-VOLATILE ORGANIC COMPOUNDS			SW8270		Prep Date: 4/18/2014		Analyst: RM
2-Methylnaphthalene	ND	330	330		µg/Kg-dry	1	4/19/2014
Acenaphthene	ND	330	330		µg/Kg-dry	1	4/19/2014
Acenaphthylene	ND	330	330		µg/Kg-dry	1	4/19/2014
Anthracene	ND	330	330		µg/Kg-dry	1	4/19/2014
Benzo(a)anthracene	ND	330	330		µg/Kg-dry	1	4/19/2014
Benzo(a)pyrene	ND	330	330		µg/Kg-dry	1	4/19/2014
Benzo(b)fluoranthene	ND	330	330		µg/Kg-dry	1	4/19/2014
Benzo(g,h,i)perylene	ND	330	330		µg/Kg-dry	1	4/19/2014
Benzo(k)fluoranthene	ND	330	330		µg/Kg-dry	1	4/19/2014
Chrysene	ND	330	330		µg/Kg-dry	1	4/19/2014
Dibenzo(a,h)anthracene	ND	330	330		µg/Kg-dry	1	4/19/2014
Fluoranthene	ND	330	330		µg/Kg-dry	1	4/19/2014
Fluorene	ND	330	330		µg/Kg-dry	1	4/19/2014
Indeno(1,2,3-cd)pyrene	ND	330	330		µg/Kg-dry	1	4/19/2014
Naphthalene	ND	330	330		µg/Kg-dry	1	4/19/2014

Note: See Qualifiers page for a list of qualifiers and their definitions.

Revision: 1

ALS Group USA, Corp

Date: 06-May-14

Client: ECT, Inc
Work Order: 1404644
Project: Sediments TP-S 4.8.14
Lab ID: 1404644-02

Client Sample ID: TP-S-5
Collection Date: 4/8/2014
Matrix: SEDIMENT

Analyses	Result	Report Limit	MDEQ OP Memo 2 TDL	Qual	Units	Dilution Factor	Date Analyzed
Phenanthrene	ND	330	330		µg/Kg-dry	1	4/19/2014
Pyrene	ND	330	330		µg/Kg-dry	1	4/19/2014
<i>Surr: 2-Fluorobiphenyl</i>	45.0	12-100			%REC	1	4/19/2014
<i>Surr: 4-Terphenyl-d14</i>	64.5	25-137			%REC	1	4/19/2014
<i>Surr: Nitrobenzene-d5</i>	45.5	37-107			%REC	1	4/19/2014
MOISTURE			A2540 G				Analyst: AT
Moisture	36	0.050	0		% of sample	1	4/14/2014

Note: See Qualifiers page for a list of qualifiers and their definitions.

ALS Group USA, Corp

Date: 06-May-14

Client: ECT, Inc
Work Order: 1404644
Project: Sediments TP-S 4.8.14
Lab ID: 1404644-03

Client Sample ID: TP-S-6
Collection Date: 4/8/2014
Matrix: SEDIMENT

Analyses	Result	Report Limit	MDEQ OP Memo 2 TDL	Qual	Units	Dilution Factor	Date Analyzed
PCBS			SW8082		Prep Date: 4/21/2014		Analyst: JD
Aroclor 1016	ND	330	330		µg/Kg-dry	1	4/21/2014
Aroclor 1221	ND	330	330		µg/Kg-dry	1	4/21/2014
Aroclor 1232	ND	330	330		µg/Kg-dry	1	4/21/2014
Aroclor 1242	ND	330	330		µg/Kg-dry	1	4/21/2014
Aroclor 1248	ND	330	330		µg/Kg-dry	1	4/21/2014
Aroclor 1254	ND	330	330		µg/Kg-dry	1	4/21/2014
Aroclor 1260	ND	330	330		µg/Kg-dry	1	4/21/2014
PCBs, Total	ND	330	330		µg/Kg-dry	1	4/21/2014
<i>Surr: Decachlorobiphenyl</i>	99.1	40-140			%REC	1	4/21/2014
<i>Surr: Tetrachloro-m-xylene</i>	92.1	45-124			%REC	1	4/21/2014
MERCURY BY CVAA			SW7471		Prep Date: 4/25/2014		Analyst: LR
Mercury	0.052	0.050	0.050		mg/Kg-dry	1	4/25/2014
METALS BY ICP-MS			SW6020A		Prep Date: 4/18/2014		Analyst: ML
Arsenic	1.9	0.95	0.10		mg/Kg-dry	5	4/19/2014
Cadmium	ND	0.20	0.20		mg/Kg-dry	5	4/19/2014
Copper	6.5	2.4	1.0		mg/Kg-dry	5	4/19/2014
Lead	5.6	2.4	1.0		mg/Kg-dry	5	4/19/2014
Selenium	ND	0.76	0.20		mg/Kg-dry	5	4/19/2014
Zinc	25	4.7	1.0		mg/Kg-dry	5	4/19/2014
PARTICLE-SIZE ANALYSIS OF SOILS			D422				Analyst: PEC
No. 200 Sieve (0.075 mm)	35.7	0	0		% Passing	1	4/15/2014
SEMI-VOLATILE ORGANIC COMPOUNDS			SW8270		Prep Date: 4/18/2014		Analyst: RM
2-Methylnaphthalene	ND	330	330		µg/Kg-dry	1	4/19/2014
Acenaphthene	ND	330	330		µg/Kg-dry	1	4/19/2014
Acenaphthylene	ND	330	330		µg/Kg-dry	1	4/19/2014
Anthracene	ND	330	330		µg/Kg-dry	1	4/19/2014
Benzo(a)anthracene	ND	330	330		µg/Kg-dry	1	4/19/2014
Benzo(a)pyrene	ND	330	330		µg/Kg-dry	1	4/19/2014
Benzo(b)fluoranthene	ND	330	330		µg/Kg-dry	1	4/19/2014
Benzo(g,h,i)perylene	ND	330	330		µg/Kg-dry	1	4/19/2014
Benzo(k)fluoranthene	ND	330	330		µg/Kg-dry	1	4/19/2014
Chrysene	ND	330	330		µg/Kg-dry	1	4/19/2014
Dibenzo(a,h)anthracene	ND	330	330		µg/Kg-dry	1	4/19/2014
Fluoranthene	ND	330	330		µg/Kg-dry	1	4/19/2014
Fluorene	ND	330	330		µg/Kg-dry	1	4/19/2014
Indeno(1,2,3-cd)pyrene	ND	330	330		µg/Kg-dry	1	4/19/2014
Naphthalene	ND	330	330		µg/Kg-dry	1	4/19/2014

Note: See Qualifiers page for a list of qualifiers and their definitions.

Revision: 1

ALS Group USA, Corp

Date: 06-May-14

Client: ECT, Inc
Work Order: 1404644
Project: Sediments TP-S 4.8.14
Lab ID: 1404644-03

Client Sample ID: TP-S-6
Collection Date: 4/8/2014
Matrix: SEDIMENT

Analyses	Result	Report Limit	MDEQ OP Memo 2 TDL	Qual	Units	Dilution Factor	Date Analyzed
Phenanthrene	ND	330	330		µg/Kg-dry	1	4/19/2014
Pyrene	ND	330	330		µg/Kg-dry	1	4/19/2014
<i>Surr: 2-Fluorobiphenyl</i>	63.3	12-100			%REC	1	4/19/2014
<i>Surr: 4-Terphenyl-d14</i>	91.2	25-137			%REC	1	4/19/2014
<i>Surr: Nitrobenzene-d5</i>	59.4	37-107			%REC	1	4/19/2014
MOISTURE			A2540 G				Analyst: AT
Moisture	23	0.050	0		% of sample	1	4/14/2014

Note: See Qualifiers page for a list of qualifiers and their definitions.

ALS Group USA, Corp

Date: 06-May-14

Client: ECT, Inc
Work Order: 1404644
Project: Sediments TP-S 4.8.14
Lab ID: 1404644-04

Client Sample ID: TP-S-7
Collection Date: 4/8/2014
Matrix: SEDIMENT

Analyses	Result	Report Limit	MDEQ OP Memo 2 TDL	Qual	Units	Dilution Factor	Date Analyzed
PCBS			SW8082		Prep Date: 4/21/2014		Analyst: JD
Aroclor 1016	ND	330	330		µg/Kg-dry	1	4/21/2014
Aroclor 1221	ND	330	330		µg/Kg-dry	1	4/21/2014
Aroclor 1232	ND	330	330		µg/Kg-dry	1	4/21/2014
Aroclor 1242	ND	330	330		µg/Kg-dry	1	4/21/2014
Aroclor 1248	ND	330	330		µg/Kg-dry	1	4/21/2014
Aroclor 1254	ND	330	330		µg/Kg-dry	1	4/21/2014
Aroclor 1260	ND	330	330		µg/Kg-dry	1	4/21/2014
PCBs, Total	ND	330	330		µg/Kg-dry	1	4/21/2014
<i>Surr: Decachlorobiphenyl</i>	89.1	40-140			%REC	1	4/21/2014
<i>Surr: Tetrachloro-m-xylene</i>	82.1	45-124			%REC	1	4/21/2014
MERCURY BY CVAA			SW7471		Prep Date: 4/25/2014		Analyst: LR
Mercury	0.37	0.050	0.050		mg/Kg-dry	1	4/25/2014
METALS BY ICP-MS			SW6020A		Prep Date: 4/18/2014		Analyst: ML
Arsenic	5.2	1.2	0.10		mg/Kg-dry	5	4/19/2014
Cadmium	0.61	0.20	0.20		mg/Kg-dry	5	4/19/2014
Copper	38	2.9	1.0		mg/Kg-dry	5	4/19/2014
Lead	36	2.9	1.0		mg/Kg-dry	5	4/19/2014
Selenium	ND	0.94	0.20		mg/Kg-dry	5	4/19/2014
Zinc	100	5.9	1.0		mg/Kg-dry	5	4/19/2014
PARTICLE-SIZE ANALYSIS OF SOILS			D422				Analyst: PEC
No. 200 Sieve (0.075 mm)	78.9	0	0		% Passing	1	4/15/2014
SEMI-VOLATILE ORGANIC COMPOUNDS			SW8270		Prep Date: 4/18/2014		Analyst: RM
2-Methylnaphthalene	ND	330	330		µg/Kg-dry	1	4/19/2014
Acenaphthene	ND	330	330		µg/Kg-dry	1	4/19/2014
Acenaphthylene	ND	330	330		µg/Kg-dry	1	4/19/2014
Anthracene	330	330	330		µg/Kg-dry	1	4/19/2014
Benzo(a)anthracene	1,000	330	330		µg/Kg-dry	1	4/19/2014
Benzo(a)pyrene	1,300	330	330		µg/Kg-dry	1	4/19/2014
Benzo(b)fluoranthene	1,000	330	330		µg/Kg-dry	1	4/19/2014
Benzo(g,h,i)perylene	670	330	330		µg/Kg-dry	1	4/19/2014
Benzo(k)fluoranthene	360	330	330		µg/Kg-dry	1	4/19/2014
Chrysene	1,000	330	330		µg/Kg-dry	1	4/19/2014
Dibenzo(a,h)anthracene	ND	330	330		µg/Kg-dry	1	4/19/2014
Fluoranthene	1,000	330	330		µg/Kg-dry	1	4/19/2014
Fluorene	ND	330	330		µg/Kg-dry	1	4/19/2014
Indeno(1,2,3-cd)pyrene	740	330	330		µg/Kg-dry	1	4/19/2014
Naphthalene	ND	330	330		µg/Kg-dry	1	4/19/2014

Note: See Qualifiers page for a list of qualifiers and their definitions.

Revision: 1

ALS Group USA, Corp

Date: 06-May-14

Client: ECT, Inc
Work Order: 1404644
Project: Sediments TP-S 4.8.14
Lab ID: 1404644-04

Client Sample ID: TP-S-7
Collection Date: 4/8/2014
Matrix: SEDIMENT

Analyses	Result	Report Limit	MDEQ OP Memo 2 TDL	Qual	Units	Dilution Factor	Date Analyzed
Phenanthrene	530	330	330		µg/Kg-dry	1	4/19/2014
Pyrene	1,500	330	330		µg/Kg-dry	1	4/19/2014
<i>Surr: 2-Fluorobiphenyl</i>	54.6	12-100			%REC	1	4/19/2014
<i>Surr: 4-Terphenyl-d14</i>	73.5	25-137			%REC	1	4/19/2014
<i>Surr: Nitrobenzene-d5</i>	53.0	37-107			%REC	1	4/19/2014
MOISTURE			A2540 G				Analyst: AT
Moisture	43	0.050	0		% of sample	1	4/14/2014

Note: See Qualifiers page for a list of qualifiers and their definitions.

ALS Group USA, Corp

Date: 06-May-14

Client: ECT, Inc
Project: Sediments TP-S 4.8.14
Sample ID: TP-S-5 TCLP
Collection Date: 4/8/2014

Work Order: 1404644
Lab ID: 1404644-05
Matrix: TCLP EXTRACT

Analyses	Result	Qual	Report Limit	Units	Dilution Factor	Date Analyzed
TCLP METALS ANALYSIS BY ICP-MS			SW6020A		Prep: SW3005A / 5/5/14	Analyst: ML
Selenium	ND		0.020	mg/L	1	5/5/2014 09:00 PM

Note: See Qualifiers page for a list of qualifiers and their definitions.

Revision: 1

ALS Group USA, Corp

Date: 06-May-14

Client: ECT, Inc
Project: Sediments TP-S 4.8.14
Sample ID: TP-S-6 TCLP
Collection Date: 4/8/2014

Work Order: 1404644
Lab ID: 1404644-06
Matrix: TCLP EXTRACT

Analyses	Result	Qual	Report Limit	Units	Dilution Factor	Date Analyzed
TCLP METALS ANALYSIS BY ICP-MS			SW6020A		Prep: SW3005A / 5/2/14	Analyst: ML
Selenium	ND		0.020	mg/L	1	5/4/2014 12:45 AM

Note: See Qualifiers page for a list of qualifiers and their definitions.

Revision: 1

ALS Group USA, Corp

Date: 06-May-14

Client: ECT, Inc
Project: Sediments TP-S 4.8.14
Sample ID: TP-S-7 TCLP
Collection Date: 4/8/2014

Work Order: 1404644
Lab ID: 1404644-07
Matrix: TCLP EXTRACT

Analyses	Result	Qual	Report Limit	Units	Dilution Factor	Date Analyzed
TCLP METALS ANALYSIS BY ICP-MS			SW6020A		Prep: SW3005A / 4/28/14	Analyst: ML
Copper	0.020		0.010	mg/L	1	4/29/2014 03:50 AM
Lead	0.029		0.010	mg/L	1	4/29/2014 03:50 AM
Selenium	ND		0.020	mg/L	1	4/29/2014 03:50 AM
Zinc	0.55		0.10	mg/L	1	4/29/2014 04:35 PM
SEMI-VOLATILE ORGANIC COMPOUNDS			SW8270		Prep: SW3511 / 5/1/14	Analyst: RM
Fluoranthene	ND	H	5.0	µg/L	1	5/1/2014 06:53 PM
Phenanthrene	ND	H	5.0	µg/L	1	5/1/2014 06:53 PM
Pyrene	ND	H	5.0	µg/L	1	5/1/2014 06:53 PM
Surr: 2-Fluorobiphenyl	83.2		20-140	%REC	1	5/1/2014 06:53 PM
Surr: 4-Terphenyl-d14	110		22-172	%REC	1	5/1/2014 06:53 PM
Surr: Nitrobenzene-d5	104		8-140	%REC	1	5/1/2014 06:53 PM

Note: See Qualifiers page for a list of qualifiers and their definitions.

ALS Group USA, Corp

Date: 06-May-14

Client: ECT, Inc
Project: Sediments TP-S 4.8.14
Sample ID: TP-S-4 TCLP
Collection Date: 4/8/2014

Work Order: 1404644
Lab ID: 1404644-08
Matrix: TCLP EXTRACT

Analyses	Result	Qual	Report Limit	Units	Dilution Factor	Date Analyzed
TCLP METALS ANALYSIS BY ICP-MS			SW6020A		Prep: SW3005A / 5/2/14	Analyst: ML
Selenium	ND		0.020	mg/L	1	5/4/2014 12:51 AM

Note: See Qualifiers page for a list of qualifiers and their definitions.

Revision: 1

Client: ECT, Inc
 Work Order: 1404644
 Project: Sediments TP-S 4.8.14

QC BATCH REPORT

Batch ID: **57799** Instrument ID **GC14** Method: **SW8082**

MBLK		Sample ID: PBLKS1-57799-57799				Units: µg/Kg		Analysis Date: 4/21/2014 04:18 PM			
Client ID:		Run ID: GC14_140421B				SeqNo: 2725825		Prep Date: 4/21/2014		DF: 1	
Analyte	Result	PQL	SPK Val	SPK Ref Value	%REC	Control Limit	RPD Ref Value	%RPD	RPD Limit	Qual	
Aroclor 1016	ND	83									
Aroclor 1221	ND	83									
Aroclor 1232	ND	83									
Aroclor 1242	ND	83									
Aroclor 1248	ND	83									
Aroclor 1254	ND	83									
Aroclor 1260	ND	83									
PCBs, Total	ND	0									
<i>Surr: Decachlorobiphenyl</i>	29.67	0	33.3	0	89.1	40-140	0				
<i>Surr: Tetrachloro-m-xylene</i>	29	0	33.3	0	87.1	45-124	0				

LCS		Sample ID: PLCSS1-57799-57799				Units: µg/Kg		Analysis Date: 4/21/2014 04:34 PM			
Client ID:		Run ID: GC14_140421B				SeqNo: 2725826		Prep Date: 4/21/2014		DF: 1	
Analyte	Result	PQL	SPK Val	SPK Ref Value	%REC	Control Limit	RPD Ref Value	%RPD	RPD Limit	Qual	
Aroclor 1016	898.7	83	833	0	108	50-130	0				
Aroclor 1260	917.7	83	833	0	110	50-130	0				
<i>Surr: Decachlorobiphenyl</i>	31	0	33.3	0	93.1	40-140	0				
<i>Surr: Tetrachloro-m-xylene</i>	31	0	33.3	0	93.1	45-124	0				

MS		Sample ID: 1404884-27C MS				Units: µg/Kg		Analysis Date: 4/21/2014 05:55 PM			
Client ID:		Run ID: GC14_140421B				SeqNo: 2725830		Prep Date: 4/21/2014		DF: 1	
Analyte	Result	PQL	SPK Val	SPK Ref Value	%REC	Control Limit	RPD Ref Value	%RPD	RPD Limit	Qual	
Aroclor 1016	869.6	82	819.1	0	106	40-140	0				
Aroclor 1260	901.7	82	819.1	0	110	40-140	0				
<i>Surr: Decachlorobiphenyl</i>	32.45	0	32.74	0	99.1	40-140	0				
<i>Surr: Tetrachloro-m-xylene</i>	31.47	0	32.74	0	96.1	45-124	0				

MSD		Sample ID: 1404884-27C MSD				Units: µg/Kg		Analysis Date: 4/21/2014 06:11 PM			
Client ID:		Run ID: GC14_140421B				SeqNo: 2725831		Prep Date: 4/21/2014		DF: 1	
Analyte	Result	PQL	SPK Val	SPK Ref Value	%REC	Control Limit	RPD Ref Value	%RPD	RPD Limit	Qual	
Aroclor 1016	886.4	80	803.5	0	110	40-140	869.6	1.92	50		
Aroclor 1260	922.1	80	803.5	0	115	40-140	901.7	2.24	50		
<i>Surr: Decachlorobiphenyl</i>	30.22	0	32.12	0	94.1	40-140	32.45	7.1	50		
<i>Surr: Tetrachloro-m-xylene</i>	29.26	0	32.12	0	91.1	45-124	31.47	7.27	50		

The following samples were analyzed in this batch:

1404644-01A	1404644-02A	1404644-03A
1404644-04A		

Note: See Qualifiers Page for a list of Qualifiers and their explanation.

Revision: 1

Client: ECT, Inc
 Work Order: 1404644
 Project: Sediments TP-S 4.8.14

QC BATCH REPORT

Batch ID: **57963** Instrument ID **HG1** Method: **SW7471**

MBLK		Sample ID: MBLK-57963-57963				Units: mg/Kg		Analysis Date: 4/25/2014 10:57 AM		
Client ID:		Run ID: HG1_140425A				SeqNo: 2731918		Prep Date: 4/25/2014		DF: 1
Analyte	Result	PQL	SPK Val	SPK Ref Value	%REC	Control Limit	RPD Ref Value	%RPD	RPD Limit	Qual

Mercury ND 0.020

LCS		Sample ID: LCS-57963-57963				Units: mg/Kg		Analysis Date: 4/25/2014 10:59 AM		
Client ID:		Run ID: HG1_140425A				SeqNo: 2731919		Prep Date: 4/25/2014		DF: 1
Analyte	Result	PQL	SPK Val	SPK Ref Value	%REC	Control Limit	RPD Ref Value	%RPD	RPD Limit	Qual

Mercury 0.1848 0.020 0.1665 0 111 80-120 0

MS		Sample ID: 1404946-06BMS				Units: mg/Kg		Analysis Date: 4/25/2014 11:36 AM		
Client ID:		Run ID: HG1_140425A				SeqNo: 2731935		Prep Date: 4/25/2014		DF: 1
Analyte	Result	PQL	SPK Val	SPK Ref Value	%REC	Control Limit	RPD Ref Value	%RPD	RPD Limit	Qual

Mercury 0.1253 0.013 0.1093 0.00505 110 75-125 0

MSD		Sample ID: 1404946-06BMSD				Units: mg/Kg		Analysis Date: 4/25/2014 11:38 AM		
Client ID:		Run ID: HG1_140425A				SeqNo: 2731936		Prep Date: 4/25/2014		DF: 1
Analyte	Result	PQL	SPK Val	SPK Ref Value	%REC	Control Limit	RPD Ref Value	%RPD	RPD Limit	Qual

Mercury 0.1247 0.013 0.1085 0.00505 110 75-125 0.1253 0.501 35

The following samples were analyzed in this batch:

1404644-01A	1404644-02A	1404644-03A
1404644-04A		

Note: See Qualifiers Page for a list of Qualifiers and their explanation.

Revision: 1

Client: ECT, Inc
 Work Order: 1404644
 Project: Sediments TP-S 4.8.14

QC BATCH REPORT

Batch ID: **57742** Instrument ID **ICPMS1** Method: **SW6020A**

MBLK		Sample ID: MBLK-57742-57742				Units: mg/Kg		Analysis Date: 4/19/2014 10:29 AM			
Client ID:		Run ID: ICPMS1_140417A				SeqNo: 2721981		Prep Date: 4/18/2014		DF: 1	
Analyte	Result	PQL	SPK Val	SPK Ref Value	%REC	Control Limit	RPD Ref Value	%RPD	RPD Limit	Qual	
Arsenic	ND	0.25									
Cadmium	ND	0.10									
Copper	ND	0.25									
Lead	0.01428	0.25								J	
Selenium	ND	0.25									
Zinc	0.0573	0.50								J	

LCS		Sample ID: LCS-57742-57742				Units: mg/Kg		Analysis Date: 4/19/2014 10:35 AM			
Client ID:		Run ID: ICPMS1_140417A				SeqNo: 2721982		Prep Date: 4/18/2014		DF: 1	
Analyte	Result	PQL	SPK Val	SPK Ref Value	%REC	Control Limit	RPD Ref Value	%RPD	RPD Limit	Qual	
Cadmium	4.1	0.10	5	0	82	80-120	0				
Copper	4.532	0.25	5	0	90.6	80-120	0				
Lead	4.316	0.25	5	0	86.3	80-120	0				
Zinc	4.013	0.50	5	0	80.3	80-120	0				

LCS		Sample ID: LCS-57742-57742				Units: mg/Kg		Analysis Date: 4/21/2014 07:23 AM			
Client ID:		Run ID: ICPMS1_140420A				SeqNo: 2722194		Prep Date: 4/18/2014		DF: 1	
Analyte	Result	PQL	SPK Val	SPK Ref Value	%REC	Control Limit	RPD Ref Value	%RPD	RPD Limit	Qual	
Arsenic	4.683	0.25	5	0	93.7	80-120	0				
Selenium	4.373	0.25	5	0	87.5	80-120	0				

MS		Sample ID: 1404925-02AMS				Units: mg/Kg		Analysis Date: 4/21/2014 09:37 PM			
Client ID:		Run ID: ICPMS1_140421A				SeqNo: 2724916		Prep Date: 4/18/2014		DF: 5	
Analyte	Result	PQL	SPK Val	SPK Ref Value	%REC	Control Limit	RPD Ref Value	%RPD	RPD Limit	Qual	
Arsenic	14.16	1.9	7.776	4.935	119	75-125	0				
Cadmium	8.313	0.78	7.776	0.4575	101	75-125	0				
Copper	17.18	1.9	7.776	9.238	102	75-125	0				
Lead	19.86	1.9	7.776	10.67	118	75-125	0				
Selenium	8.55	1.9	7.776	1.099	95.8	75-125	0				
Zinc	64.66	3.9	7.776	52.95	151	75-125	0			SO	

Note: See Qualifiers Page for a list of Qualifiers and their explanation.

Revision: 1

Client: ECT, Inc
Work Order: 1404644
Project: Sediments TP-S 4.8.14

QC BATCH REPORT

Batch ID: **57742** Instrument ID **ICPMS1** Method: **SW6020A**

MSD		Sample ID: 1404925-02AMSD				Units: mg/Kg		Analysis Date: 4/21/2014 09:43 PM		
Client ID:		Run ID: ICPMS1_140421A			SeqNo: 2724917		Prep Date: 4/18/2014		DF: 5	
Analyte	Result	PQL	SPK Val	SPK Ref Value	%REC	Control Limit	RPD Ref Value	%RPD	RPD Limit	Qual
Arsenic	13.59	2.0	7.825	4.935	111	75-125	14.16	4.13	25	
Cadmium	8.748	0.78	7.825	0.4575	106	75-125	8.313	5.1	25	
Copper	17.66	2.0	7.825	9.238	108	75-125	17.18	2.77	25	
Lead	20.13	2.0	7.825	10.67	121	75-125	19.86	1.33	25	
Selenium	8.466	2.0	7.825	1.099	94.2	75-125	8.55	0.98	25	
Zinc	64.95	3.9	7.825	52.95	153	75-125	64.66	0.443	25	SO

The following samples were analyzed in this batch:

1404644-01A	1404644-02A	1404644-03A
1404644-04A		

Note: See Qualifiers Page for a list of Qualifiers and their explanation.

Revision: 1

Client: ECT, Inc
 Work Order: 1404644
 Project: Sediments TP-S 4.8.14

QC BATCH REPORT

Batch ID: 58021 Instrument ID ICPMS1 Method: SW6020A

MBLK		Sample ID: MBLK-58021-58021				Units: mg/L		Analysis Date: 4/29/2014 12:39 AM		
Client ID:		Run ID: ICPMS1_140428A			SeqNo: 2735778		Prep Date: 4/28/2014		DF: 1	
Analyte	Result	PQL	SPK Val	SPK Ref Value	%REC	Control Limit	RPD Ref Value	%RPD	RPD Limit	Qual
Copper	ND	0.0050								
Lead	ND	0.0050								
Selenium	ND	0.0050								
Zinc	ND	0.010								

LCS		Sample ID: LCS-58021-58021				Units: mg/L		Analysis Date: 4/29/2014 12:45 AM		
Client ID:		Run ID: ICPMS1_140428A			SeqNo: 2735779		Prep Date: 4/28/2014		DF: 1	
Analyte	Result	PQL	SPK Val	SPK Ref Value	%REC	Control Limit	RPD Ref Value	%RPD	RPD Limit	Qual
Copper	0.09601	0.0050	0.1	0	96	80-120	0			
Lead	0.09271	0.0050	0.1	0	92.7	80-120	0			
Selenium	0.1006	0.0050	0.1	0	101	80-120	0			
Zinc	0.1023	0.010	0.1	0	102	80-120	0			

MS		Sample ID: 14041183-02EMS				Units: mg/L		Analysis Date: 4/29/2014 01:57 AM		
Client ID:		Run ID: ICPMS1_140428A			SeqNo: 2735789		Prep Date: 4/28/2014		DF: 1	
Analyte	Result	PQL	SPK Val	SPK Ref Value	%REC	Control Limit	RPD Ref Value	%RPD	RPD Limit	Qual
Copper	0.09152	0.0050	0.1	0.00426	87.3	75-125	0			
Lead	0.09164	0.0050	0.1	0.0006911	90.9	75-125	0			
Selenium	0.09558	0.0050	0.1	0.001359	94.2	75-125	0			
Zinc	0.1154	0.010	0.1	0.02808	87.3	75-125	0			

MS		Sample ID: 14041183-02EMS				Units: mg/L		Analysis Date: 5/1/2014 11:39 PM		
Client ID:		Run ID: ICPMS1_140501A			SeqNo: 2741255		Prep Date: 4/28/2014		DF: 10	
Analyte	Result	PQL	SPK Val	SPK Ref Value	%REC	Control Limit	RPD Ref Value	%RPD	RPD Limit	Qual
Lead	0.1062	0.050	0.1	-0.0002137	106	75-125	0			

MSD		Sample ID: 14041183-02EMSD				Units: mg/L		Analysis Date: 4/29/2014 02:03 AM		
Client ID:		Run ID: ICPMS1_140428A			SeqNo: 2735790		Prep Date: 4/28/2014		DF: 1	
Analyte	Result	PQL	SPK Val	SPK Ref Value	%REC	Control Limit	RPD Ref Value	%RPD	RPD Limit	Qual
Copper	0.08981	0.0050	0.1	0.00426	85.6	75-125	0.09152	1.89	20	
Lead	0.08962	0.0050	0.1	0.0006911	88.9	75-125	0.09164	2.23	20	
Selenium	0.09514	0.0050	0.1	0.001359	93.8	75-125	0.09558	0.461	20	
Zinc	0.1117	0.010	0.1	0.02808	83.6	75-125	0.1154	3.26	20	

Note: See Qualifiers Page for a list of Qualifiers and their explanation.

Revision: 1

Client: ECT, Inc
Work Order: 1404644
Project: Sediments TP-S 4.8.14

QC BATCH REPORT

Batch ID: **58021** Instrument ID **ICPMS1** Method: **SW6020A**

MSD		Sample ID: 14041183-02EMSD				Units: mg/L		Analysis Date: 5/1/2014 11:45 PM		
Client ID:		Run ID: ICPMS1_140501A			SeqNo: 2741256		Prep Date: 4/28/2014		DF: 10	
Analyte	Result	PQL	SPK Val	SPK Ref Value	%REC	Control Limit	RPD Ref Value	%RPD	RPD Limit	Qual
Lead	0.11	0.050	0.1	-0.0002137	110	75-125	0.1062	3.52	20	

The following samples were analyzed in this batch:

1404644-07A

Client: ECT, Inc
 Work Order: 1404644
 Project: Sediments TP-S 4.8.14

QC BATCH REPORT

Batch ID: **58215** Instrument ID **ICPMS1** Method: **SW6020A**

MBLK	Sample ID: MBLK-58215-58215				Units: mg/L			Analysis Date: 5/3/2014 09:47 PM		
Client ID:	Run ID: ICPMS1_140503A			SeqNo: 2743532		Prep Date: 5/2/2014		DF: 1		
Analyte	Result	PQL	SPK Val	SPK Ref Value	%REC	Control Limit	RPD Ref Value	%RPD	RPD Limit	Qual

Selenium ND 0.0050

LCS	Sample ID: LCS-58215-58215				Units: mg/L			Analysis Date: 5/3/2014 09:53 PM		
Client ID:	Run ID: ICPMS1_140503A			SeqNo: 2743533		Prep Date: 5/2/2014		DF: 1		
Analyte	Result	PQL	SPK Val	SPK Ref Value	%REC	Control Limit	RPD Ref Value	%RPD	RPD Limit	Qual

Selenium 0.0975 0.0050 0.1 0 97.5 80-120 0

MS	Sample ID: 14041252-11AMS				Units: mg/L			Analysis Date: 5/3/2014 11:22 PM		
Client ID:	Run ID: ICPMS1_140503A			SeqNo: 2743548		Prep Date: 5/2/2014		DF: 1		
Analyte	Result	PQL	SPK Val	SPK Ref Value	%REC	Control Limit	RPD Ref Value	%RPD	RPD Limit	Qual

Selenium 0.09664 0.0050 0.1 -0.0001028 96.7 75-125 0

MSD	Sample ID: 14041252-11AMSD				Units: mg/L			Analysis Date: 5/3/2014 11:28 PM		
Client ID:	Run ID: ICPMS1_140503A			SeqNo: 2743549		Prep Date: 5/2/2014		DF: 1		
Analyte	Result	PQL	SPK Val	SPK Ref Value	%REC	Control Limit	RPD Ref Value	%RPD	RPD Limit	Qual

Selenium 0.09835 0.0050 0.1 -0.0001028 98.5 75-125 0.09664 1.75 20

The following samples were analyzed in this batch: 1404644-06A 1404644-08A

Client: ECT, Inc
 Work Order: 1404644
 Project: Sediments TP-S 4.8.14

QC BATCH REPORT

Batch ID: **58264** Instrument ID **ICPMS1** Method: **SW6020A**

MBLK	Sample ID: MBLK-58264-58264				Units: mg/L			Analysis Date: 5/5/2014 08:07 PM		
Client ID:	Run ID: ICPMS1_140505A			SeqNo: 2746298		Prep Date: 5/5/2014		DF: 1		
Analyte	Result	PQL	SPK Val	SPK Ref Value	%REC	Control Limit	RPD Ref Value	%RPD	RPD Limit	Qual

Selenium ND 0.0050

LCS	Sample ID: LCS-58264-58264				Units: mg/L			Analysis Date: 5/5/2014 08:13 PM		
Client ID:	Run ID: ICPMS1_140505A			SeqNo: 2746299		Prep Date: 5/5/2014		DF: 1		
Analyte	Result	PQL	SPK Val	SPK Ref Value	%REC	Control Limit	RPD Ref Value	%RPD	RPD Limit	Qual

Selenium 0.09924 0.0050 0.1 0 99.2 80-120 0

MS	Sample ID: 1405053-07DMS				Units: mg/L			Analysis Date: 5/5/2014 10:00 PM		
Client ID:	Run ID: ICPMS1_140505A			SeqNo: 2746317		Prep Date: 5/5/2014		DF: 1		
Analyte	Result	PQL	SPK Val	SPK Ref Value	%REC	Control Limit	RPD Ref Value	%RPD	RPD Limit	Qual

Selenium 0.09075 0.0050 0.1 0.000566 90.2 75-125 0

MSD	Sample ID: 1405053-07DMSD				Units: mg/L			Analysis Date: 5/5/2014 10:06 PM		
Client ID:	Run ID: ICPMS1_140505A			SeqNo: 2746318		Prep Date: 5/5/2014		DF: 1		
Analyte	Result	PQL	SPK Val	SPK Ref Value	%REC	Control Limit	RPD Ref Value	%RPD	RPD Limit	Qual

Selenium 0.09011 0.0050 0.1 0.000566 89.5 75-125 0.09075 0.708 20

The following samples were analyzed in this batch: 1404644-05A

Client: ECT, Inc
 Work Order: 1404644
 Project: Sediments TP-S 4.8.14

QC BATCH REPORT

Batch ID: 57756 Instrument ID SVMS8 Method: SW8270

MBLK		Sample ID: SBLKS1-57756-57756				Units: µg/Kg		Analysis Date: 4/19/2014 02:14 PM		
Client ID:		Run ID: SVMS8_140419A			SeqNo: 2725163		Prep Date: 4/18/2014		DF: 1	
Analyte	Result	PQL	SPK Val	SPK Ref Value	%REC	Control Limit	RPD Ref Value	%RPD	RPD Limit	Qual
2-Methylnaphthalene	ND	6.7								
Acenaphthene	ND	6.7								
Acenaphthylene	ND	6.7								
Anthracene	ND	6.7								
Benzo(a)anthracene	ND	6.7								
Benzo(a)pyrene	ND	6.7								
Benzo(b)fluoranthene	ND	6.7								
Benzo(g,h,i)perylene	ND	6.7								
Benzo(k)fluoranthene	ND	6.7								
Chrysene	ND	6.7								
Dibenzo(a,h)anthracene	ND	6.7								
Fluoranthene	ND	6.7								
Fluorene	ND	6.7								
Indeno(1,2,3-cd)pyrene	ND	6.7								
Naphthalene	ND	6.7								
Phenanthrene	ND	6.7								
Pyrene	ND	6.7								
Surr: 2-Fluorobiphenyl	1204	0	1667	0	72.3	12-100	0			
Surr: 4-Terphenyl-d14	1611	0	1667	0	96.7	25-137	0			
Surr: Nitrobenzene-d5	1093	0	1667	0	65.6	37-107	0			

Note: See Qualifiers Page for a list of Qualifiers and their explanation.

Revision: 1

Client: ECT, Inc
 Work Order: 1404644
 Project: Sediments TP-S 4.8.14

QC BATCH REPORT

Batch ID: 57756 Instrument ID SVMS8 Method: SW8270

LCS		Sample ID: SLCSS1-57756-57756				Units: µg/Kg		Analysis Date: 4/19/2014 02:34 PM		
Client ID:		Run ID: SVMS8_140419A			SeqNo: 2725164		Prep Date: 4/18/2014		DF: 1	
Analyte	Result	PQL	SPK Val	SPK Ref Value	%REC	Control Limit	RPD Ref Value	%RPD	RPD Limit	Qual
2-Methylnaphthalene	484	6.7	666.7	0	72.6	45-105	0			
Acenaphthene	482.7	6.7	666.7	0	72.4	45-110	0			
Acenaphthylene	528.7	6.7	666.7	0	79.3	45-105	0			
Anthracene	555	6.7	666.7	0	83.2	55-105	0			
Benzo(a)anthracene	557.3	6.7	666.7	0	83.6	50-110	0			
Benzo(a)pyrene	703.3	6.7	666.7	0	105	50-110	0			
Benzo(b)fluoranthene	685.7	6.7	666.7	0	103	45-115	0			
Benzo(g,h,i)perylene	766	6.7	666.7	0	115	40-125	0			
Benzo(k)fluoranthene	699.7	6.7	666.7	0	105	45-115	0			
Chrysene	561.7	6.7	666.7	0	84.2	55-110	0			
Dibenzo(a,h)anthracene	747.7	6.7	666.7	0	112	40-125	0			
Fluoranthene	608.3	6.7	666.7	0	91.2	55-115	0			
Fluorene	492.3	6.7	666.7	0	73.8	50-110	0			
Indeno(1,2,3-cd)pyrene	789.7	6.7	666.7	0	118	40-120	0			
Naphthalene	479	6.7	666.7	0	71.8	40-105	0			
Phenanthrene	525	6.7	666.7	0	78.7	50-110	0			
Pyrene	607.7	6.7	666.7	0	91.1	45-125	0			
Surr: 2-Fluorobiphenyl	1142	0	1667	0	68.5	12-100	0			
Surr: 4-Terphenyl-d14	1543	0	1667	0	92.6	25-137	0			
Surr: Nitrobenzene-d5	1119	0	1667	0	67.2	37-107	0			

Note: See Qualifiers Page for a list of Qualifiers and their explanation.

Revision: 1

Client: ECT, Inc
Work Order: 1404644
Project: Sediments TP-S 4.8.14

QC BATCH REPORT

Batch ID: **57756** Instrument ID **SVMS8** Method: **SW8270**

MS		Sample ID: 1404644-03A MS				Units: µg/Kg		Analysis Date: 4/19/2014 03:35 PM		
Client ID: TP-S-6		Run ID: SVMS8_140419A			SeqNo: 2725167		Prep Date: 4/18/2014		DF: 1	
Analyte	Result	PQL	SPK Val	SPK Ref Value	%REC	Control Limit	RPD Ref Value	%RPD	RPD Limit	Qual
2-Methylnaphthalene	910	13	1292	0	70.4	45-105	0			
Acenaphthene	862.8	13	1292	0	66.8	45-110	0			
Acenaphthylene	959.1	13	1292	0	74.2	45-105	0			
Anthracene	1060	13	1292	0	82.1	55-105	0			
Benzo(a)anthracene	1142	13	1292	131.4	78.3	50-110	0			
Benzo(a)pyrene	1296	13	1292	169.5	87.2	50-110	0			
Benzo(b)fluoranthene	1230	13	1292	127.6	85.3	45-115	0			
Benzo(g,h,i)perylene	1288	13	1292	101.6	91.9	40-125	0			
Benzo(k)fluoranthene	1162	13	1292	53.33	85.8	45-115	0			
Chrysene	1135	13	1292	105.4	79.7	55-110	0			
Dibenzo(a,h)anthracene	1238	13	1292	0	95.8	40-125	0			
Fluoranthene	1274	13	1292	120.6	89.3	55-115	0			
Fluorene	922.9	13	1292	0	71.4	50-110	0			
Indeno(1,2,3-cd)pyrene	1399	13	1292	115.6	99.3	40-120	0			
Naphthalene	864.1	13	1292	0	66.9	40-105	0			
Phenanthrene	1026	13	1292	55.87	75.1	50-110	0			
Pyrene	1246	13	1292	165.7	83.6	45-125	0			
<i>Surr: 2-Fluorobiphenyl</i>	1995	0	3229	0	61.8	12-100	0			
<i>Surr: 4-Terphenyl-d14</i>	2901	0	3229	0	89.8	25-137	0			
<i>Surr: Nitrobenzene-d5</i>	2053	0	3229	0	63.6	37-107	0			

Note: See Qualifiers Page for a list of Qualifiers and their explanation.

Revision: 1

Client: ECT, Inc
 Work Order: 1404644
 Project: Sediments TP-S 4.8.14

QC BATCH REPORT

Batch ID: 57756 Instrument ID SVMS8 Method: SW8270

MSD		Sample ID: 1404644-03A MSD				Units: µg/Kg		Analysis Date: 4/19/2014 03:56 PM		
Client ID: TP-S-6		Run ID: SVMS8_140419A				SeqNo: 2725168		Prep Date: 4/18/2014		DF: 1
Analyte	Result	PQL	SPK Val	SPK Ref Value	%REC	Control Limit	RPD Ref Value	%RPD	RPD Limit	Qual
2-Methylnaphthalene	885	13	1280	0	69.1	45-105	910	2.78	30	
Acenaphthene	878.6	13	1280	0	68.6	45-110	862.8	1.81	30	
Acenaphthylene	969.5	13	1280	0	75.7	45-105	959.1	1.08	30	
Anthracene	1073	13	1280	0	83.8	55-105	1060	1.19	30	
Benzo(a)anthracene	1180	13	1280	131.4	81.9	50-110	1142	3.23	30	
Benzo(a)pyrene	1252	13	1280	169.5	84.6	50-110	1296	3.39	30	
Benzo(b)fluoranthene	1173	13	1280	127.6	81.7	45-115	1230	4.72	30	
Benzo(g,h,i)perylene	1285	13	1280	101.6	92.5	40-125	1288	0.27	30	
Benzo(k)fluoranthene	1124	13	1280	53.33	83.6	45-115	1162	3.34	30	
Chrysene	1143	13	1280	105.4	81.1	55-110	1135	0.661	30	
Dibenzo(a,h)anthracene	1320	13	1280	0	103	40-125	1238	6.42	30	
Fluoranthene	1231	13	1280	120.6	86.8	55-115	1274	3.43	30	
Fluorene	940.7	13	1280	0	73.5	50-110	922.9	1.91	30	
Indeno(1,2,3-cd)pyrene	1370	13	1280	115.6	98	40-120	1399	2.08	30	
Naphthalene	853	13	1280	0	66.6	40-105	864.1	1.29	30	
Phenanthrene	1008	13	1280	55.87	74.4	50-110	1026	1.74	30	
Pyrene	1263	13	1280	165.7	85.7	45-125	1246	1.34	30	
Surr: 2-Fluorobiphenyl	2064	0	3200	0	64.5	12-100	1995	3.42	40	
Surr: 4-Terphenyl-d14	2956	0	3200	0	92.4	25-137	2901	1.87	40	
Surr: Nitrobenzene-d5	2024	0	3200	0	63.3	37-107	2053	1.42	40	

The following samples were analyzed in this batch:

1404644-01A	1404644-02A	1404644-03A
1404644-04A		

Note: See Qualifiers Page for a list of Qualifiers and their explanation.

Revision: 1

Client: ECT, Inc
 Work Order: 1404644
 Project: Sediments TP-S 4.8.14

QC BATCH REPORT

Batch ID: **58078** Instrument ID **SVMS6** Method: **SW8270**

MBLK		Sample ID: SBLKW1-58078-58078				Units: µg/L		Analysis Date: 4/29/2014 04:23 PM		
Client ID:		Run ID: SVMS6_140429A		SeqNo: 2737557		Prep Date: 4/29/2014		DF: 1		
Analyte	Result	PQL	SPK Val	SPK Ref Value	%REC	Control Limit	RPD Ref Value	%RPD	RPD Limit	Qual
Fluoranthene	ND	5.0								
Phenanthrene	ND	5.0								
Pyrene	ND	5.0								
<i>Surr: 2-Fluorobiphenyl</i>	88.27	0	114	0	77.4	20-140	0			
<i>Surr: 4-Terphenyl-d14</i>	133.5	0	114	0	117	22-172	0			
<i>Surr: Nitrobenzene-d5</i>	105.4	0	114	0	92.4	8-140	0			

LCS		Sample ID: SLCSW1-58078-58078				Units: µg/L		Analysis Date: 4/29/2014 04:49 PM		
Client ID:		Run ID: SVMS6_140429A		SeqNo: 2737558		Prep Date: 4/29/2014		DF: 1		
Analyte	Result	PQL	SPK Val	SPK Ref Value	%REC	Control Limit	RPD Ref Value	%RPD	RPD Limit	Qual
Fluoranthene	46.03	5.0	45.7	0	101	60-140	0			
Phenanthrene	43.31	5.0	45.7	0	94.8	60-140	0			
Pyrene	46.4	5.0	45.7	0	102	60-140	0			
<i>Surr: 2-Fluorobiphenyl</i>	105.9	0	114	0	92.9	20-140	0			
<i>Surr: 4-Terphenyl-d14</i>	117.2	0	114	0	103	22-172	0			
<i>Surr: Nitrobenzene-d5</i>	115.3	0	114	0	101	8-140	0			

MS		Sample ID: 14041412-02B MS				Units: µg/L		Analysis Date: 4/29/2014 05:15 PM		
Client ID:		Run ID: SVMS6_140429A		SeqNo: 2737559		Prep Date: 4/29/2014		DF: 1		
Analyte	Result	PQL	SPK Val	SPK Ref Value	%REC	Control Limit	RPD Ref Value	%RPD	RPD Limit	Qual
Fluoranthene	159.4	18	160	0	99.6	60-140	0			
Phenanthrene	153	18	160	3.954	93.2	60-140	0			
Pyrene	157	18	160	0	98.1	60-140	0			
<i>Surr: 2-Fluorobiphenyl</i>	361.1	0	399	0	90.5	20-140	0			
<i>Surr: 4-Terphenyl-d14</i>	397.2	0	399	0	99.5	22-172	0			
<i>Surr: Nitrobenzene-d5</i>	392.6	0	399	0	98.4	8-140	0			

MSD		Sample ID: 14041412-02B MSD				Units: µg/L		Analysis Date: 4/29/2014 05:42 PM		
Client ID:		Run ID: SVMS6_140429A		SeqNo: 2737560		Prep Date: 4/29/2014		DF: 1		
Analyte	Result	PQL	SPK Val	SPK Ref Value	%REC	Control Limit	RPD Ref Value	%RPD	RPD Limit	Qual
Fluoranthene	165	18	160	0	103	60-140	159.4	3.45	30	
Phenanthrene	158.1	18	160	3.954	96.4	60-140	153	3.24	30	
Pyrene	164.8	18	160	0	103	60-140	157	4.87	30	
<i>Surr: 2-Fluorobiphenyl</i>	368.5	0	399	0	92.4	20-140	361.1	2.02	30	
<i>Surr: 4-Terphenyl-d14</i>	405.1	0	399	0	102	22-172	397.2	1.97	30	
<i>Surr: Nitrobenzene-d5</i>	407.2	0	399	0	102	8-140	392.6	3.64	30	

The following samples were analyzed in this batch:

Note: See Qualifiers Page for a list of Qualifiers and their explanation.

Revision: 1

Client: ECT, Inc
 Work Order: 1404644
 Project: Sediments TP-S 4.8.14

QC BATCH REPORT

Batch ID: **58140** Instrument ID **SVMS6** Method: **SW8270**

MBLK		Sample ID: SBLKW1-58140-58140				Units: µg/L		Analysis Date: 5/1/2014 04:41 PM		
Client ID:		Run ID: SVMS6_140501A		SeqNo: 2742245		Prep Date: 5/1/2014		DF: 1		
Analyte	Result	PQL	SPK Val	SPK Ref Value	%REC	Control Limit	RPD Ref Value	%RPD	RPD Limit	Qual
Fluoranthene	ND	5.0								
Phenanthrene	ND	5.0								
Pyrene	ND	5.0								
<i>Surr: 2-Fluorobiphenyl</i>	97.39	0	114	0	85.4	20-140	0			
<i>Surr: 4-Terphenyl-d14</i>	148.3	0	114	0	130	22-172	0			
<i>Surr: Nitrobenzene-d5</i>	117.5	0	114	0	103	8-140	0			

LCS		Sample ID: SLCSW1-58140-58140				Units: µg/L		Analysis Date: 5/1/2014 05:08 PM		
Client ID:		Run ID: SVMS6_140501A		SeqNo: 2742246		Prep Date: 5/1/2014		DF: 1		
Analyte	Result	PQL	SPK Val	SPK Ref Value	%REC	Control Limit	RPD Ref Value	%RPD	RPD Limit	Qual
Fluoranthene	48.39	5.0	45.7	0	106	60-140	0			
Phenanthrene	45.62	5.0	45.7	0	99.8	60-140	0			
Pyrene	49.94	5.0	45.7	0	109	60-140	0			
<i>Surr: 2-Fluorobiphenyl</i>	106.7	0	114	0	93.6	20-140	0			
<i>Surr: 4-Terphenyl-d14</i>	120.6	0	114	0	106	22-172	0			
<i>Surr: Nitrobenzene-d5</i>	121.1	0	114	0	106	8-140	0			

MS		Sample ID: 14041391-01A MS				Units: µg/L		Analysis Date: 5/1/2014 05:34 PM		
Client ID:		Run ID: SVMS6_140501A		SeqNo: 2742247		Prep Date: 5/1/2014		DF: 1		
Analyte	Result	PQL	SPK Val	SPK Ref Value	%REC	Control Limit	RPD Ref Value	%RPD	RPD Limit	Qual
Fluoranthene	48.39	5.0	45.7	0	106	60-140	0			
Phenanthrene	45.97	5.0	45.7	0	101	60-140	0			
Pyrene	48.62	5.0	45.7	0	106	60-140	0			
<i>Surr: 2-Fluorobiphenyl</i>	107.9	0	114	0	94.7	20-140	0			
<i>Surr: 4-Terphenyl-d14</i>	113.1	0	114	0	99.2	22-172	0			
<i>Surr: Nitrobenzene-d5</i>	121.3	0	114	0	106	8-140	0			

MSD		Sample ID: 14041391-01A MSD				Units: µg/L		Analysis Date: 5/1/2014 06:01 PM		
Client ID:		Run ID: SVMS6_140501A		SeqNo: 2742248		Prep Date: 5/1/2014		DF: 1		
Analyte	Result	PQL	SPK Val	SPK Ref Value	%REC	Control Limit	RPD Ref Value	%RPD	RPD Limit	Qual
Fluoranthene	47.68	5.0	45.7	0	104	60-140	48.39	1.48	30	
Phenanthrene	46.01	5.0	45.7	0	101	60-140	45.97	0.0994	30	
Pyrene	48.85	5.0	45.7	0	107	60-140	48.62	0.469	30	
<i>Surr: 2-Fluorobiphenyl</i>	104.2	0	114	0	91.4	20-140	107.9	3.56	30	
<i>Surr: 4-Terphenyl-d14</i>	110.2	0	114	0	96.7	22-172	113.1	2.64	30	
<i>Surr: Nitrobenzene-d5</i>	118.4	0	114	0	104	8-140	121.3	2.5	30	

The following samples were analyzed in this batch:

Note: See Qualifiers Page for a list of Qualifiers and their explanation.

Revision: 1

Client: ECT, Inc
 Work Order: 1404644
 Project: Sediments TP-S 4.8.14

QC BATCH REPORT

Batch ID: **R138919** Instrument ID **MOIST** Method: **A2540 G**

MBLK		Sample ID: WBLKS-R138919				Units: % of sample			Analysis Date: 4/14/2014 02:41 PM		
Client ID:		Run ID: MOIST_140414B				SeqNo: 2712919		Prep Date:		DF: 1	
Analyte	Result	PQL	SPK Val	SPK Ref Value	%REC	Control Limit	RPD Ref Value	%RPD	RPD Limit	Qual	

Moisture ND 0.050

LCS		Sample ID: LCS-R138919				Units: % of sample			Analysis Date: 4/14/2014 02:41 PM		
Client ID:		Run ID: MOIST_140414B				SeqNo: 2712917		Prep Date:		DF: 1	
Analyte	Result	PQL	SPK Val	SPK Ref Value	%REC	Control Limit	RPD Ref Value	%RPD	RPD Limit	Qual	

Moisture 100 0.050 100 0 100 99.5-100.5 0

DUP		Sample ID: 1404633-01B DUP				Units: % of sample			Analysis Date: 4/14/2014 02:41 PM		
Client ID:		Run ID: MOIST_140414B				SeqNo: 2712843		Prep Date:		DF: 1	
Analyte	Result	PQL	SPK Val	SPK Ref Value	%REC	Control Limit	RPD Ref Value	%RPD	RPD Limit	Qual	

Moisture 11.19 0.050 0 0 0 0-0 11.52 2.91 20

DUP		Sample ID: 1404633-02B DUP				Units: % of sample			Analysis Date: 4/14/2014 02:41 PM		
Client ID:		Run ID: MOIST_140414B				SeqNo: 2712848		Prep Date:		DF: 1	
Analyte	Result	PQL	SPK Val	SPK Ref Value	%REC	Control Limit	RPD Ref Value	%RPD	RPD Limit	Qual	

Moisture 12.02 0.050 0 0 0 0-0 12.38 2.95 20

The following samples were analyzed in this batch:

1404644-01A	1404644-02A	1404644-03A
1404644-04A		

Note: See Qualifiers Page for a list of Qualifiers and their explanation.

Revision: 1

ALS Group USA, Corp

Date: 06-May-14

Client: ECT, Inc
Work Order: 1404644
Project: Sediments TP-S 4.8.14
Lab ID: 1404644-01

Client Sample ID: TP-S-4
Collection Date: 4/8/2014
Matrix: SEDIMENT

Analyses	Result	Report Limit	MDEQ OP Memo 2 TDL	Qual	Units	Dilution Factor	Date Analyzed
PCBS			SW8082		Prep Date: 4/21/2014		Analyst: JD
Aroclor 1016	ND	330	330		µg/Kg-dry	1	4/21/2014
Aroclor 1221	ND	330	330		µg/Kg-dry	1	4/21/2014
Aroclor 1232	ND	330	330		µg/Kg-dry	1	4/21/2014
Aroclor 1242	ND	330	330		µg/Kg-dry	1	4/21/2014
Aroclor 1248	ND	330	330		µg/Kg-dry	1	4/21/2014
Aroclor 1254	ND	330	330		µg/Kg-dry	1	4/21/2014
Aroclor 1260	ND	330	330		µg/Kg-dry	1	4/21/2014
PCBs, Total	ND	330	330		µg/Kg-dry	1	4/21/2014
<i>Surr: Decachlorobiphenyl</i>	99.1	40-140			%REC	1	4/21/2014
<i>Surr: Tetrachloro-m-xylene</i>	92.1	45-124			%REC	1	4/21/2014
MERCURY BY CVAA			SW7471		Prep Date: 4/25/2014		Analyst: LR
Mercury	ND	0.050	0.050		mg/Kg-dry	1	4/25/2014
METALS BY ICP-MS			SW6020A		Prep Date: 4/18/2014		Analyst: ML
Arsenic	12	0.87	0.10		mg/Kg-dry	5	4/19/2014
Cadmium	0.36	0.20	0.20		mg/Kg-dry	5	4/19/2014
Copper	11	2.2	1.0		mg/Kg-dry	5	4/19/2014
Lead	5.7	2.2	1.0		mg/Kg-dry	5	4/19/2014
Selenium	ND	0.70	0.20		mg/Kg-dry	5	4/19/2014
Zinc	40	4.4	1.0		mg/Kg-dry	5	4/19/2014
PARTICLE-SIZE ANALYSIS OF SOILS			D422				Analyst: PEC
No. 200 Sieve (0.075 mm)	47.8	0	0		% Passing	1	4/15/2014
SEMI-VOLATILE ORGANIC COMPOUNDS			SW8270		Prep Date: 4/18/2014		Analyst: RM
2-Methylnaphthalene	ND	330	330		µg/Kg-dry	1	4/19/2014
Acenaphthene	ND	330	330		µg/Kg-dry	1	4/19/2014
Acenaphthylene	ND	330	330		µg/Kg-dry	1	4/19/2014
Anthracene	ND	330	330		µg/Kg-dry	1	4/19/2014
Benzo(a)anthracene	ND	330	330		µg/Kg-dry	1	4/19/2014
Benzo(a)pyrene	ND	330	330		µg/Kg-dry	1	4/19/2014
Benzo(b)fluoranthene	ND	330	330		µg/Kg-dry	1	4/19/2014
Benzo(g,h,i)perylene	ND	330	330		µg/Kg-dry	1	4/19/2014
Benzo(k)fluoranthene	ND	330	330		µg/Kg-dry	1	4/19/2014
Chrysene	ND	330	330		µg/Kg-dry	1	4/19/2014
Dibenzo(a,h)anthracene	ND	330	330		µg/Kg-dry	1	4/19/2014
Fluoranthene	ND	330	330		µg/Kg-dry	1	4/19/2014
Fluorene	ND	330	330		µg/Kg-dry	1	4/19/2014
Indeno(1,2,3-cd)pyrene	ND	330	330		µg/Kg-dry	1	4/19/2014
Naphthalene	ND	330	330		µg/Kg-dry	1	4/19/2014

Note: See Qualifiers page for a list of qualifiers and their definitions.

Revision: 1



ALS Environmental

Cincinnati, OH
+1 513 733 5336

Fort Collins, CO
+1 970 490 1511

Everett, WA
+1 425 356 2600

Holland, MI
+1 616 399 6070

Chain of Custody Form

Page 1 of

COC ID: 104945

Houston, TX
+1 281 530 5656

Middletown, PA
+1 717 944 5541

Spring City, PA
+1 610 948 4903

Salt Lake City, UT
+1 801 266 7700

South Charleston, WV
+1 304 356 3168

York, PA
+1 717 505 5280

ALS Project Manager: _____

ALS Work Order #: 404644

Customer Information		Project Information		Parameter/Method Request for Analysis												
Purchase Order		Project Name		A	MI 10 - Mir and W ^{As, Cd, Cu, Pb, Se, Zn}											
Work Order		Project Number		B	PNAs ^(*)											
Company Name	ECT, Inc	Bill To Company	ECT, Inc	C	PCBs ^(*)											
Send Report To		Invoice Attn		D	Grain Size ^{4/10/14}											
Address	2200 Commonwealth Blvd Suite 300	Address	2200 Commonwealth Blvd Suite 300	E	Moisture											
City/State/Zip	Ann Arbor, MI 48105	City/State/Zip	Ann Arbor, MI 48105	F	Hg ^{4/24/14} Activated ^{4/24/14} for ^(*)											
Phone	(734) 769-3004	Phone	(734) 769-3004	G												
Fax	(734) 769-3164	Fax	(734) 769-3164	H	TCLP Activated ^{4/24/14}											
e-Mail Address		e-Mail Address		I	TCLP Se ^{5/1/14}											
				J												

No.	Sample Description	Date	Time	Matrix	Pres.	# Bottles	A	B	C	D	E	F	G	H	I	J	Hold
1	TP-S-4	4/8/14		SEP/soil		2	X	X	X	X	X	✓				✓	
2	TP-S-5					2	X	X	X	X	X	✓				✓	
3	TP-S-6					2	X	X	X	X	X	✓		✓		✓	
4	TP-S-7					2	X	X	X	X	X	✓		✓		✓	
5																	
6																	
7																	
8																	
9																	
10																	

Sampler(s) Please Print & Sign <i>Jason L...</i>		Shipment Method		Required Turnaround Time: (Check Box) <input type="checkbox"/> Std 10 WK Days <input type="checkbox"/> 5 WK Days <input type="checkbox"/> 3 WK Days <input type="checkbox"/> 24 Hour				Results Due Date:				
Relinquished by: <i>[Signature]</i>	Date: 4/8/14	Time: 7:05	Received by: <i>SOMAT STORAGE</i>		Notes:							
Relinquished by: <i>[Signature]</i>	Date: 4-11-14	Time: 17:00	Received by (Laboratory): <i>[Signature]</i>		4/12/14 0830		Cooler ID:	Cooler Temp: 4.0°C	QC Package: (Check One Box Below)			
Logged by (Laboratory): <i>[Signature]</i>	Date: 4/12/14	Time: 0945	Checked by (Laboratory): <i>[Signature]</i>						<input type="checkbox"/> Level II Std QC	<input type="checkbox"/> TRRP Check List		
Preservative Key: 1-HCl 2-HNO ₃ 3-H ₂ SO ₄ 4-NaOH 5-Na ₂ S ₂ O ₈ 6-NaHSO ₄ 7-Other 8-4°C 9-5035										<input type="checkbox"/> Level III Std QC/Raw Data	<input type="checkbox"/> TRRP Level IV	
										<input type="checkbox"/> Level IV BWA6/CLP		
										<input type="checkbox"/> Other		

Ann Preston

From: Thomas Konja [tkonja@ectinc.com]
Sent: Thursday, April 24, 2014 4:34 PM
To: Ann Preston
Subject: RE: 1404644 Sediments TP-S 4.8.14

Ann,

I have entered the data within my spreadsheet.
 TCLP analysis for:

TP-S-7	TP-S-6 -TCLP
Copper	Fluoranthene
Lead	Phenanthrene
Zinc	Pyrene
Fluoranthene	
Phenanthrene	
Pyrene	omit 5/1/14

TCLP So added to all on 5/1/14
 As noted, I will wait for the selenium results. The results are above background, which would required TCLP but if the TMDL is lowered and the results are lower for selenium TCLP may be avoided.

I called and I forgot who answered the phone and I gave him the work order and noticed no mercury results were reported.

Thanks,

Thomas Konja
 Associate Scientist



2200 Commonwealth Blvd. | Ann Arbor, Michigan 48105
 734-272-3004 (Office) | 734-272-0290 (Direct) | 248-880-2977 (Mobile) | 734-769-3164 (Fax)
 TKonja@ectinc.com | www.ectinc.com
 Follow us: [linkedin](#) | [twitter.com/ectinc](#)

From: Ann Preston [mailto:Ann.Preston@ALSGlobal.com]
Sent: Wednesday, April 23, 2014 5:39 PM
To: tkonja@ectinc.com
Subject: 1404644 Sediments TP-S 4.8.14

Dear Tom,

Please note, the Selenium results are above the 500 ppb reporting limit needed. They had run the samples at a dilution....not sure why. Nothing was mentioned in their notes. Would you like me to send them back and have them try and get the Selenium down to the 500 ppb reporting limit? I do not mind at all. The metals group is mad at me anyway, so what is one more thing?

4/25/2014

Sample Receipt Checklist

Client Name: ECT-AA

Date/Time Received: 12-Apr-14 08:30

Work Order: 1404644

Received by: DS

Checklist completed by Diane Shaw 12-Apr-14
eSignature Date

Reviewed by: Ann Preston 14-Apr-14
eSignature Date

Matrices: Sediment
Carrier name: City Transfer

Shipping container/cooler in good condition? Yes [x] No [] Not Present []
Custody seals intact on shipping container/cooler? Yes [] No [] Not Present [x]
Custody seals intact on sample bottles? Yes [] No [] Not Present [x]
Chain of custody present? Yes [x] No []
Chain of custody signed when relinquished and received? Yes [x] No []
Chain of custody agrees with sample labels? Yes [x] No []
Samples in proper container/bottle? Yes [x] No []
Sample containers intact? Yes [x] No []
Sufficient sample volume for indicated test? Yes [x] No []
All samples received within holding time? Yes [x] No []
Container/Temp Blank temperature in compliance? Yes [x] No []
Sample(s) received on ice? Yes [x] No []
Temperature(s)/Thermometer(s): 4.0 c
Cooler(s)/Kit(s):
Date/Time sample(s) sent to storage: 4/12/2014 9:56:51 AM
Water - VOA vials have zero headspace? Yes [] No [] No VOA vials submitted [x]
Water - pH acceptable upon receipt? Yes [] No [] N/A [x]
pH adjusted? Yes [] No [] N/A [x]
pH adjusted by:

Login Notes:

Client Contacted: Date Contacted: Person Contacted:
Contacted By: Regarding:

Comments:

CorrectiveAction:



07-May-2014

Thomas Konja
ECT, Inc
2200 Commonwealth Blvd
Suite 300
Ann Arbor, MI 48105

Re: **Sediments TC-C 4.9.14**

Work Order: **1404645**

Dear Thomas,

Revision: **1**

ALS Environmental received 9 samples on 12-Apr-2014 08:30 AM for the analyses presented in the following report.

The analytical data provided relates directly to the samples received by ALS Environmental and for only the analyses requested.

Sample results are compliant with NELAP standard requirements and QC results achieved laboratory specifications. Any exceptions are noted in the Case Narrative, or noted with qualifiers in the report or QC batch information. Should this laboratory report need to be reproduced, it should be reproduced in full unless written approval has been obtained from ALS Environmental. Samples will be disposed in 30 days unless storage arrangements are made.

The total number of pages in this report is 35.

If you have any questions regarding this report, please feel free to contact me.

Sincerely,

A handwritten signature in cursive script that reads "Ann Preston".

Electronically approved by: Ann Preston

Ann Preston
Project Manager



Certificate No: MN 532786

Report of Laboratory Analysis

ADDRESS 3352 128th Avenue Holland, Michigan 49424-9263 | PHONE (616) 399-6070 | FAX (616) 399-6185

ALS GROUP USA, CORP Part of the ALS Laboratory Group A Campbell Brothers Limited Company

Environmental

www.alsglobal.com

RIGHT SOLUTIONS RIGHT PARTNER

Client: ECT, Inc
Project: Sediments TC-C 4.9.14
Work Order: 1404645

Work Order Sample Summary

<u>Lab Samp ID</u>	<u>Client Sample ID</u>	<u>Matrix</u>	<u>Tag Number</u>	<u>Collection Date</u>	<u>Date Received</u>	<u>Hold</u>
1404645-01	TP-C-1	Sediment		4/9/2014	4/12/2014 08:30	<input type="checkbox"/>
1404645-02	TP-C-3	Sediment		4/9/2014	4/12/2014 08:30	<input type="checkbox"/>
1404645-03	TP-C-4	Sediment		4/9/2014	4/12/2014 08:30	<input type="checkbox"/>
1404645-04	TP-C-5	Sediment		4/9/2014	4/12/2014 08:30	<input type="checkbox"/>
1404645-05	TP-C-6	Sediment		4/9/2014	4/12/2014 08:30	<input type="checkbox"/>
1404645-06	TP-C-3 TCLP	Tclp Extract		4/9/2014	4/12/2014 08:30	<input type="checkbox"/>
1404645-07	TP-C-4 TCLP	Tclp Extract		4/9/2014	4/12/2014 08:30	<input type="checkbox"/>
1404645-08	TP-C-5 TCLP	Tclp Extract		4/9/2014	4/12/2014 08:30	<input type="checkbox"/>
1404645-09	TP-C-6 TCLP	Tclp Extract		4/9/2014	4/12/2014 08:30	<input type="checkbox"/>

Client: ECT, Inc
Project: Sediments TC-C 4.9.14
Work Order: 1404645

Case Narrative

Batch 57742 MS/MSD data for Metals is not related to this project's samples. No data requires qualification. The reporting limits for all samples are elevated due to dilution for high concentrations of non-target analytes.

TCLP Mercury was added to samples 1404654-02 through 1404645-05 on 5/1/14.

<u>Qualifier</u>	<u>Description</u>
*	Value exceeds Regulatory Limit
a	Not accredited
B	Analyte detected in the associated Method Blank above the Reporting Limit
E	Value above quantitation range
H	Analyzed outside of Holding Time
J	Analyte is present at an estimated concentration between the MDL and Report Limit
n	Not offered for accreditation
ND	Not Detected at the Reporting Limit
O	Sample amount is > 4 times amount spiked
P	Dual Column results percent difference > 40%
R	RPD above laboratory control limit
S	Spike Recovery outside laboratory control limits
U	Analyzed but not detected above the MDL

<u>Acronym</u>	<u>Description</u>
DUP	Method Duplicate
LCS	Laboratory Control Sample
LCSD	Laboratory Control Sample Duplicate
LOD	Limit of Detection (see MDL)
LOQ	Limit of Quantitation (see PQL)
MBLK	Method Blank
MDL	Method Detection Limit
MS	Matrix Spike
MSD	Matrix Spike Duplicate
PQL	Practical Quantitation Limit
RPD	Relative Percent Difference
TDL	Target Detection Limit
TNTC	Too Numerous To Count
A	APHA Standard Methods
D	ASTM
E	EPA
SW	SW-846 Update III

<u>Units Reported</u>	<u>Description</u>
% of sample	Percent of Sample
% Passing	Percent Passing
µg/Kg-dry	Micrograms per Kilogram Dry Weight
µg/L	Micrograms per Liter
mg/Kg-dry	Milligrams per Kilogram Dry Weight
mg/L	Milligrams per Liter

ALS Group USA, Corp

Date: 07-May-14

Client: ECT, Inc
Work Order: 1404645
Project: Sediments TC-C 4.9.14
Lab ID: 1404645-01

Client Sample ID: TP-C-1
Collection Date: 4/9/2014
Matrix: SEDIMENT

Analyses	Result	Report Limit	MDEQ OP Memo 2 TDL	Qual	Units	Dilution Factor	Date Analyzed
PCBS			SW8082		Prep Date: 4/21/2014		Analyst: JD
Aroclor 1016	ND	330	330		µg/Kg-dry	1	4/21/2014
Aroclor 1221	ND	330	330		µg/Kg-dry	1	4/21/2014
Aroclor 1232	ND	330	330		µg/Kg-dry	1	4/21/2014
Aroclor 1242	ND	330	330		µg/Kg-dry	1	4/21/2014
Aroclor 1248	ND	330	330		µg/Kg-dry	1	4/21/2014
Aroclor 1254	ND	330	330		µg/Kg-dry	1	4/21/2014
Aroclor 1260	ND	330	330		µg/Kg-dry	1	4/21/2014
PCBs, Total	ND	330	330		µg/Kg-dry	1	4/21/2014
<i>Surr: Decachlorobiphenyl</i>	99.1	40-140			%REC	1	4/21/2014
<i>Surr: Tetrachloro-m-xylene</i>	92.1	45-124			%REC	1	4/21/2014
MERCURY BY CVAA			SW7471		Prep Date: 4/25/2014		Analyst: LR
Mercury	ND	0.050	0.050		mg/Kg-dry	1	4/25/2014
METALS BY ICP-MS			SW6020A		Prep Date: 4/18/2014		Analyst: ML
Arsenic	4.2	0.97	0.10		mg/Kg-dry	5	4/19/2014
Cadmium	ND	0.20	0.20		mg/Kg-dry	5	4/19/2014
Copper	2.4	1.0	1.0		mg/Kg-dry	5	4/19/2014
Lead	1.9	1.0	1.0		mg/Kg-dry	5	4/19/2014
Selenium	ND	0.78	0.20		mg/Kg-dry	5	4/19/2014
Zinc	11	4.9	1.0		mg/Kg-dry	5	4/19/2014
PARTICLE-SIZE ANALYSIS OF SOILS			D422				Analyst: PEC
No. 200 Sieve (0.075 mm)	25.9	0	0		% Passing	1	4/15/2014
SEMI-VOLATILE ORGANIC COMPOUNDS			SW8270		Prep Date: 4/18/2014		Analyst: RM
2-Methylnaphthalene	ND	330	330		µg/Kg-dry	1	4/19/2014
Acenaphthene	ND	330	330		µg/Kg-dry	1	4/19/2014
Acenaphthylene	ND	330	330		µg/Kg-dry	1	4/19/2014
Anthracene	ND	330	330		µg/Kg-dry	1	4/19/2014
Benzo(a)anthracene	ND	330	330		µg/Kg-dry	1	4/19/2014
Benzo(a)pyrene	ND	330	330		µg/Kg-dry	1	4/19/2014
Benzo(b)fluoranthene	ND	330	330		µg/Kg-dry	1	4/19/2014
Benzo(g,h,i)perylene	ND	330	330		µg/Kg-dry	1	4/19/2014
Benzo(k)fluoranthene	ND	330	330		µg/Kg-dry	1	4/19/2014
Chrysene	ND	330	330		µg/Kg-dry	1	4/19/2014
Dibenzo(a,h)anthracene	ND	330	330		µg/Kg-dry	1	4/19/2014
Fluoranthene	ND	330	330		µg/Kg-dry	1	4/19/2014
Fluorene	ND	330	330		µg/Kg-dry	1	4/19/2014
Indeno(1,2,3-cd)pyrene	ND	330	330		µg/Kg-dry	1	4/19/2014
Naphthalene	ND	330	330		µg/Kg-dry	1	4/19/2014

Note: See Qualifiers page for a list of qualifiers and their definitions.

ALS Group USA, Corp

Date: 07-May-14

Client: ECT, Inc
Work Order: 1404645
Project: Sediments TC-C 4.9.14
Lab ID: 1404645-01

Client Sample ID: TP-C-1
Collection Date: 4/9/2014
Matrix: SEDIMENT

Analyses	Result	Report Limit	MDEQ OP Memo 2 TDL	Qual	Units	Dilution Factor	Date Analyzed
Phenanthrene	ND	330	330		µg/Kg-dry	1	4/19/2014
Pyrene	ND	330	330		µg/Kg-dry	1	4/19/2014
<i>Surr: 2-Fluorobiphenyl</i>	53.3	12-100			%REC	1	4/19/2014
<i>Surr: 4-Terphenyl-d14</i>	72.0	25-137			%REC	1	4/19/2014
<i>Surr: Nitrobenzene-d5</i>	51.1	37-107			%REC	1	4/19/2014
MOISTURE			A2540 G				Analyst: AT
Moisture	22	0.050	0		% of sample	1	4/14/2014

Note: See Qualifiers page for a list of qualifiers and their definitions.

ALS Group USA, Corp

Date: 07-May-14

Client: ECT, Inc
Work Order: 1404645
Project: Sediments TC-C 4.9.14
Lab ID: 1404645-02

Client Sample ID: TP-C-3
Collection Date: 4/9/2014
Matrix: SEDIMENT

Analyses	Result	Report Limit	MDEQ OP Memo 2 TDL	Qual	Units	Dilution Factor	Date Analyzed
PCBS			SW8082		Prep Date: 4/21/2014		Analyst: JD
Aroclor 1016	ND	330	330		µg/Kg-dry	1	4/21/2014
Aroclor 1221	ND	330	330		µg/Kg-dry	1	4/21/2014
Aroclor 1232	ND	330	330		µg/Kg-dry	1	4/21/2014
Aroclor 1242	ND	330	330		µg/Kg-dry	1	4/21/2014
Aroclor 1248	ND	330	330		µg/Kg-dry	1	4/21/2014
Aroclor 1254	ND	330	330		µg/Kg-dry	1	4/21/2014
Aroclor 1260	ND	330	330		µg/Kg-dry	1	4/21/2014
PCBs, Total	ND	330	330		µg/Kg-dry	1	4/21/2014
<i>Surr: Decachlorobiphenyl</i>	92.1	40-140			%REC	1	4/21/2014
<i>Surr: Tetrachloro-m-xylene</i>	93.1	45-124			%REC	1	4/21/2014
MERCURY BY CVAA			SW7471		Prep Date: 4/25/2014		Analyst: LR
Mercury	0.12	0.050	0.050		mg/Kg-dry	1	4/25/2014
METALS BY ICP-MS			SW6020A		Prep Date: 4/18/2014		Analyst: ML
Arsenic	2.8	0.82	0.10		mg/Kg-dry	5	4/19/2014
Cadmium	0.60	0.20	0.20		mg/Kg-dry	5	4/19/2014
Copper	10	2.0	1.0		mg/Kg-dry	5	4/19/2014
Lead	15	2.0	1.0		mg/Kg-dry	5	4/19/2014
Selenium	ND	0.66	0.20		mg/Kg-dry	5	4/19/2014
Zinc	67	4.1	1.0		mg/Kg-dry	5	4/19/2014
PARTICLE-SIZE ANALYSIS OF SOILS			D422				Analyst: PEC
No. 200 Sieve (0.075 mm)	1.00	0	0		% Passing	1	4/15/2014
SEMI-VOLATILE ORGANIC COMPOUNDS			SW8270		Prep Date: 4/18/2014		Analyst: RM
2-Methylnaphthalene	ND	330	330		µg/Kg-dry	1	4/19/2014
Acenaphthene	ND	330	330		µg/Kg-dry	1	4/19/2014
Acenaphthylene	ND	330	330		µg/Kg-dry	1	4/19/2014
Anthracene	ND	330	330		µg/Kg-dry	1	4/19/2014
Benzo(a)anthracene	370	330	330		µg/Kg-dry	1	4/19/2014
Benzo(a)pyrene	430	330	330		µg/Kg-dry	1	4/19/2014
Benzo(b)fluoranthene	480	330	330		µg/Kg-dry	1	4/19/2014
Benzo(g,h,i)perylene	ND	330	330		µg/Kg-dry	1	4/19/2014
Benzo(k)fluoranthene	ND	330	330		µg/Kg-dry	1	4/19/2014
Chrysene	360	330	330		µg/Kg-dry	1	4/19/2014
Dibenzo(a,h)anthracene	ND	330	330		µg/Kg-dry	1	4/19/2014
Fluoranthene	420	330	330		µg/Kg-dry	1	4/19/2014
Fluorene	ND	330	330		µg/Kg-dry	1	4/19/2014
Indeno(1,2,3-cd)pyrene	330	330	330		µg/Kg-dry	1	4/19/2014
Naphthalene	ND	330	330		µg/Kg-dry	1	4/19/2014

Note: See Qualifiers page for a list of qualifiers and their definitions.

ALS Group USA, Corp

Date: 07-May-14

Client: ECT, Inc
Work Order: 1404645
Project: Sediments TC-C 4.9.14
Lab ID: 1404645-02

Client Sample ID: TP-C-3
Collection Date: 4/9/2014
Matrix: SEDIMENT

Analyses	Result	Report Limit	MDEQ OP Memo 2 TDL	Qual	Units	Dilution Factor	Date Analyzed
Phenanthrene	ND	330	330		µg/Kg-dry	1	4/19/2014
Pyrene	390	330	330		µg/Kg-dry	1	4/19/2014
<i>Surr: 2-Fluorobiphenyl</i>	63.7	12-100			%REC	1	4/19/2014
<i>Surr: 4-Terphenyl-d14</i>	85.4	25-137			%REC	1	4/19/2014
<i>Surr: Nitrobenzene-d5</i>	61.0	37-107			%REC	1	4/19/2014
MOISTURE			A2540 G				Analyst: AT
Moisture	24	0.050	0		% of sample	1	4/14/2014

Note: See Qualifiers page for a list of qualifiers and their definitions.

ALS Group USA, Corp

Date: 07-May-14

Client: ECT, Inc
Work Order: 1404645
Project: Sediments TC-C 4.9.14
Lab ID: 1404645-03

Client Sample ID: TP-C-4
Collection Date: 4/9/2014
Matrix: SEDIMENT

Analyses	Result	Report Limit	MDEQ OP Memo 2 TDL	Qual	Units	Dilution Factor	Date Analyzed
PCBS			SW8082		Prep Date: 4/21/2014		Analyst: JD
Aroclor 1016	ND	330	330		µg/Kg-dry	1	4/21/2014
Aroclor 1221	ND	330	330		µg/Kg-dry	1	4/21/2014
Aroclor 1232	ND	330	330		µg/Kg-dry	1	4/21/2014
Aroclor 1242	ND	330	330		µg/Kg-dry	1	4/21/2014
Aroclor 1248	ND	330	330		µg/Kg-dry	1	4/21/2014
Aroclor 1254	ND	330	330		µg/Kg-dry	1	4/21/2014
Aroclor 1260	ND	330	330		µg/Kg-dry	1	4/21/2014
PCBs, Total	ND	330	330		µg/Kg-dry	1	4/21/2014
Surr: Decachlorobiphenyl	84.1	40-140			%REC	1	4/21/2014
Surr: Tetrachloro-m-xylene	87.1	45-124			%REC	1	4/21/2014
MERCURY BY CVAA			SW7471		Prep Date: 4/25/2014		Analyst: LR
Mercury	0.20	0.050	0.050		mg/Kg-dry	1	4/25/2014
METALS BY ICP-MS			SW6020A		Prep Date: 4/18/2014		Analyst: ML
Arsenic	3.0	0.98	0.10		mg/Kg-dry	5	4/19/2014
Cadmium	1.3	0.20	0.20		mg/Kg-dry	5	4/19/2014
Copper	7.2	2.4	1.0		mg/Kg-dry	5	4/19/2014
Lead	12	2.4	1.0		mg/Kg-dry	5	4/19/2014
Selenium	ND	0.78	0.20		mg/Kg-dry	5	4/19/2014
Zinc	62	4.9	1.0		mg/Kg-dry	5	4/19/2014
PARTICLE-SIZE ANALYSIS OF SOILS			D422				Analyst: PEC
No. 200 Sieve (0.075 mm)	3.80	0	0		% Passing	1	4/15/2014
SEMI-VOLATILE ORGANIC COMPOUNDS			SW8270		Prep Date: 4/18/2014		Analyst: RM
2-Methylnaphthalene	ND	330	330		µg/Kg-dry	1	4/19/2014
Acenaphthene	ND	330	330		µg/Kg-dry	1	4/19/2014
Acenaphthylene	ND	330	330		µg/Kg-dry	1	4/19/2014
Anthracene	470	330	330		µg/Kg-dry	1	4/19/2014
Benzo(a)anthracene	1,700	330	330		µg/Kg-dry	1	4/19/2014
Benzo(a)pyrene	1,900	330	330		µg/Kg-dry	1	4/19/2014
Benzo(b)fluoranthene	2,100	330	330		µg/Kg-dry	1	4/19/2014
Benzo(g,h,i)perylene	1,200	330	330		µg/Kg-dry	1	4/19/2014
Benzo(k)fluoranthene	780	330	330		µg/Kg-dry	1	4/19/2014
Chrysene	1,700	330	330		µg/Kg-dry	1	4/19/2014
Dibenzo(a,h)anthracene	ND	330	330		µg/Kg-dry	1	4/19/2014
Fluoranthene	2,600	330	330		µg/Kg-dry	1	4/19/2014
Fluorene	ND	330	330		µg/Kg-dry	1	4/19/2014
Indeno(1,2,3-cd)pyrene	1,400	330	330		µg/Kg-dry	1	4/19/2014
Naphthalene	ND	330	330		µg/Kg-dry	1	4/19/2014

Note: See Qualifiers page for a list of qualifiers and their definitions.

Revision: 1

ALS Group USA, Corp

Date: 07-May-14

Client: ECT, Inc
Work Order: 1404645
Project: Sediments TC-C 4.9.14
Lab ID: 1404645-03

Client Sample ID: TP-C-4
Collection Date: 4/9/2014
Matrix: SEDIMENT

Analyses	Result	Report Limit	MDEQ OP Memo 2 TDL	Qual	Units	Dilution Factor	Date Analyzed
Phenanthrene	900	330	330		µg/Kg-dry	1	4/19/2014
Pyrene	2,000	330	330		µg/Kg-dry	1	4/19/2014
<i>Surr: 2-Fluorobiphenyl</i>	46.7	12-100			%REC	1	4/19/2014
<i>Surr: 4-Terphenyl-d14</i>	60.0	25-137			%REC	1	4/19/2014
<i>Surr: Nitrobenzene-d5</i>	44.9	37-107			%REC	1	4/19/2014
MOISTURE			A2540 G				Analyst: AT
Moisture	31	0.050	0		% of sample	1	4/14/2014

Note: See Qualifiers page for a list of qualifiers and their definitions.

ALS Group USA, Corp

Date: 07-May-14

Client: ECT, Inc
 Work Order: 1404645
 Project: Sediments TC-C 4.9.14
 Lab ID: 1404645-04

Client Sample ID: TP-C-5
 Collection Date: 4/9/2014
 Matrix: SEDIMENT

Analyses	Result	Report Limit	MDEQ OP Memo 2 TDL	Qual	Units	Dilution Factor	Date Analyzed
PCBS			SW8082		Prep Date: 4/21/2014		Analyst: JD
Aroclor 1016	ND	330	330		µg/Kg-dry	1	4/21/2014
Aroclor 1221	ND	330	330		µg/Kg-dry	1	4/21/2014
Aroclor 1232	ND	330	330		µg/Kg-dry	1	4/21/2014
Aroclor 1242	ND	330	330		µg/Kg-dry	1	4/21/2014
Aroclor 1248	ND	330	330		µg/Kg-dry	1	4/21/2014
Aroclor 1254	ND	330	330		µg/Kg-dry	1	4/21/2014
Aroclor 1260	ND	330	330		µg/Kg-dry	1	4/21/2014
PCBs, Total	ND	330	330		µg/Kg-dry	1	4/21/2014
<i>Surr: Decachlorobiphenyl</i>	101	40-140			%REC	1	4/21/2014
<i>Surr: Tetrachloro-m-xylene</i>	86.1	45-124			%REC	1	4/21/2014
MERCURY BY CVAA			SW7471		Prep Date: 4/25/2014		Analyst: LR
Mercury	0.17	0.050	0.050		mg/Kg-dry	1	4/25/2014
METALS BY ICP-MS			SW6020A		Prep Date: 4/18/2014		Analyst: ML
Arsenic	3.3	2.4	0.10		mg/Kg-dry	5	4/21/2014
Cadmium	0.60	0.20	0.20		mg/Kg-dry	5	4/21/2014
Copper	9.6	2.4	1.0		mg/Kg-dry	5	4/21/2014
Lead	9.6	2.4	1.0		mg/Kg-dry	5	4/21/2014
Selenium	ND	0.78	0.20		mg/Kg-dry	5	4/21/2014
Zinc	68	4.9	1.0		mg/Kg-dry	5	4/21/2014
PARTICLE-SIZE ANALYSIS OF SOILS			D422				Analyst: PEC
No. 200 Sieve (0.075 mm)	8.40	0	0		% Passing	1	4/15/2014
SEMI-VOLATILE ORGANIC COMPOUNDS			SW8270		Prep Date: 4/18/2014		Analyst: RM
2-Methylnaphthalene	ND	330	330		µg/Kg-dry	1	4/19/2014
Acenaphthene	ND	330	330		µg/Kg-dry	1	4/19/2014
Acenaphthylene	840	330	330		µg/Kg-dry	1	4/19/2014
Anthracene	1,300	330	330		µg/Kg-dry	1	4/19/2014
Benzo(a)anthracene	4,800	330	330		µg/Kg-dry	1	4/19/2014
Benzo(a)pyrene	5,200	330	330		µg/Kg-dry	1	4/19/2014
Benzo(b)fluoranthene	5,600	330	330		µg/Kg-dry	5	4/22/2014
Benzo(g,h,i)perylene	3,100	330	330		µg/Kg-dry	1	4/19/2014
Benzo(k)fluoranthene	1,900	330	330		µg/Kg-dry	1	4/19/2014
Chrysene	4,900	330	330		µg/Kg-dry	1	4/19/2014
Dibenzo(a,h)anthracene	830	330	330		µg/Kg-dry	1	4/19/2014
Fluoranthene	6,800	330	330		µg/Kg-dry	5	4/22/2014
Fluorene	ND	330	330		µg/Kg-dry	1	4/19/2014
Indeno(1,2,3-cd)pyrene	3,500	330	330		µg/Kg-dry	1	4/19/2014
Naphthalene	ND	330	330		µg/Kg-dry	1	4/19/2014

Note: See Qualifiers page for a list of qualifiers and their definitions.

ALS Group USA, Corp

Date: 07-May-14

Client: ECT, Inc
Work Order: 1404645
Project: Sediments TC-C 4.9.14
Lab ID: 1404645-04

Client Sample ID: TP-C-5
Collection Date: 4/9/2014
Matrix: SEDIMENT

Analyses	Result	Report Limit	MDEQ OP Memo 2 TDL	Qual	Units	Dilution Factor	Date Analyzed
Phenanthrene	1,900	330	330		µg/Kg-dry	1	4/19/2014
Pyrene	5,700	330	330		µg/Kg-dry	5	4/22/2014
Surr: 2-Fluorobiphenyl	47.6	12-100			%REC	1	4/19/2014
Surr: 4-Terphenyl-d14	64.3	25-137			%REC	1	4/19/2014
Surr: Nitrobenzene-d5	43.8	37-107			%REC	1	4/19/2014
MOISTURE			A2540 G				Analyst: AT
Moisture	28	0.050	0		% of sample	1	4/14/2014

Note: See Qualifiers page for a list of qualifiers and their definitions.

ALS Group USA, Corp

Date: 07-May-14

Client: ECT, Inc
 Work Order: 1404645
 Project: Sediments TC-C 4.9.14
 Lab ID: 1404645-05

Client Sample ID: TP-C-6
 Collection Date: 4/9/2014
 Matrix: SEDIMENT

Analyses	Result	Report Limit	MDEQ OP Memo 2 TDL	Qual	Units	Dilution Factor	Date Analyzed
PCBS			SW8082		Prep Date: 4/21/2014		Analyst: JD
Aroclor 1016	ND	330	330		µg/Kg-dry	1	4/21/2014
Aroclor 1221	ND	330	330		µg/Kg-dry	1	4/21/2014
Aroclor 1232	ND	330	330		µg/Kg-dry	1	4/21/2014
Aroclor 1242	ND	330	330		µg/Kg-dry	1	4/21/2014
Aroclor 1248	ND	330	330		µg/Kg-dry	1	4/21/2014
Aroclor 1254	ND	330	330		µg/Kg-dry	1	4/21/2014
Aroclor 1260	ND	330	330		µg/Kg-dry	1	4/21/2014
PCBs, Total	ND	330	330		µg/Kg-dry	1	4/21/2014
Surr: Decachlorobiphenyl	89.1	40-140			%REC	1	4/21/2014
Surr: Tetrachloro-m-xylene	89.1	45-124			%REC	1	4/21/2014
MERCURY BY CVAA			SW7471		Prep Date: 4/25/2014		Analyst: LR
Mercury	0.31	0.050	0.050		mg/Kg-dry	1	4/25/2014
METALS BY ICP-MS			SW6020A		Prep Date: 4/18/2014		Analyst: ML
Arsenic	3.7	2.2	0.10		mg/Kg-dry	5	4/21/2014
Cadmium	1.2	0.20	0.20		mg/Kg-dry	5	4/21/2014
Copper	31	2.2	1.0		mg/Kg-dry	5	4/21/2014
Lead	20	2.2	1.0		mg/Kg-dry	5	4/21/2014
Selenium	ND	0.72	0.20		mg/Kg-dry	5	4/21/2014
Zinc	130	4.5	1.0		mg/Kg-dry	5	4/21/2014
PARTICLE-SIZE ANALYSIS OF SOILS			D422				Analyst: PEC
No. 200 Sieve (0.075 mm)	22.5	0	0		% Passing	1	4/15/2014
SEMI-VOLATILE ORGANIC COMPOUNDS			SW8270		Prep Date: 4/18/2014		Analyst: RM
2-Methylnaphthalene	ND	330	330		µg/Kg-dry	1	4/19/2014
Acenaphthene	ND	330	330		µg/Kg-dry	1	4/19/2014
Acenaphthylene	1,000	330	330		µg/Kg-dry	1	4/19/2014
Anthracene	5,400	330	330		µg/Kg-dry	10	4/22/2014
Benzo(a)anthracene	7,000	330	330		µg/Kg-dry	10	4/22/2014
Benzo(a)pyrene	6,600	330	330		µg/Kg-dry	10	4/22/2014
Benzo(b)fluoranthene	6,600	330	330		µg/Kg-dry	10	4/22/2014
Benzo(g,h,i)perylene	3,200	330	330		µg/Kg-dry	1	4/19/2014
Benzo(k)fluoranthene	2,400	330	330		µg/Kg-dry	1	4/19/2014
Chrysene	7,200	330	330		µg/Kg-dry	10	4/22/2014
Dibenzo(a,h)anthracene	890	330	330		µg/Kg-dry	1	4/19/2014
Fluoranthene	15,000	330	330		µg/Kg-dry	10	4/22/2014
Fluorene	560	330	330		µg/Kg-dry	1	4/19/2014
Indeno(1,2,3-cd)pyrene	3,700	330	330		µg/Kg-dry	1	4/19/2014
Naphthalene	ND	330	330		µg/Kg-dry	1	4/19/2014

Note: See Qualifiers page for a list of qualifiers and their definitions.

ALS Group USA, Corp

Date: 07-May-14

Client: ECT, Inc
Work Order: 1404645
Project: Sediments TC-C 4.9.14
Lab ID: 1404645-05

Client Sample ID: TP-C-6
Collection Date: 4/9/2014
Matrix: SEDIMENT

Analyses	Result	Report Limit	MDEQ OP Memo 2 TDL	Qual	Units	Dilution Factor	Date Analyzed
Phenanthrene	5,200	330	330		µg/Kg-dry	10	4/22/2014
Pyrene	11,000	330	330		µg/Kg-dry	10	4/22/2014
Surr: 2-Fluorobiphenyl	46.2	12-100			%REC	1	4/19/2014
Surr: 4-Terphenyl-d14	60.2	25-137			%REC	1	4/19/2014
Surr: Nitrobenzene-d5	42.2	37-107			%REC	1	4/19/2014
MOISTURE			A2540 G				Analyst: AT
Moisture	27	0.050	0		% of sample	1	4/14/2014

Note: See Qualifiers page for a list of qualifiers and their definitions.

ALS Group USA, Corp

Date: 07-May-14

Client: ECT, Inc
Project: Sediments TC-C 4.9.14
Sample ID: TP-C-3 TCLP
Collection Date: 4/9/2014

Work Order: 1404645
Lab ID: 1404645-06
Matrix: TCLP EXTRACT

Analyses	Result	Qual	Report Limit	Units	Dilution Factor	Date Analyzed
TCLP METALS ANALYSIS BY ICP-MS			SW6020A		Prep: SW3005A / 4/29/14	Analyst: RH
Zinc	0.77		0.10	mg/L	1	4/30/2014 05:53 AM
SEMI-VOLATILE ORGANIC COMPOUNDS			SW8270		Prep: SW3511 / 4/29/14	Analyst: RM
Fluoranthene	ND		1.0	µg/L	1	4/29/2014 07:01 PM
Pyrene	ND		5.0	µg/L	1	4/29/2014 07:01 PM
Surr: 2-Fluorobiphenyl	80.7		20-140	%REC	1	4/29/2014 07:01 PM
Surr: 4-Terphenyl-d14	120		22-172	%REC	1	4/29/2014 07:01 PM
Surr: Nitrobenzene-d5	99.1		8-140	%REC	1	4/29/2014 07:01 PM

Note: See Qualifiers page for a list of qualifiers and their definitions.

Revision: 1

ALS Group USA, Corp

Date: 07-May-14

Client: ECT, Inc
Project: Sediments TC-C 4.9.14
Sample ID: TP-C-4 TCLP
Collection Date: 4/9/2014

Work Order: 1404645
Lab ID: 1404645-07
Matrix: TCLP EXTRACT

Analyses	Result	Qual	Report Limit	Units	Dilution Factor	Date Analyzed
TCLP MERCURY BY CVAA			SW7470A		Prep: SW7470A / 5/5/14	Analyst: RH
Mercury	ND		0.0020	mg/L	1	5/5/2014 05:09 PM
TCLP METALS ANALYSIS BY ICP-MS			SW6020A		Prep: SW3005A / 4/29/14	Analyst: RH
Cadmium	0.0077		0.0020	mg/L	1	4/30/2014 06:00 AM
Zinc	1.0		0.10	mg/L	1	4/30/2014 06:00 AM
SEMI-VOLATILE ORGANIC COMPOUNDS			SW8270		Prep: SW3511 / 4/29/14	Analyst: RM
Anthracene	ND		5.0	µg/L	1	4/29/2014 07:27 PM
Fluoranthene	ND		1.0	µg/L	1	4/29/2014 07:27 PM
Phenanthrene	ND		2.0	µg/L	1	4/29/2014 07:27 PM
Pyrene	ND		5.0	µg/L	1	4/29/2014 07:27 PM
Surr: 2-Fluorobiphenyl	77.8		20-140	%REC	1	4/29/2014 07:27 PM
Surr: 4-Terphenyl-d14	111		22-172	%REC	1	4/29/2014 07:27 PM
Surr: Nitrobenzene-d5	95.3		8-140	%REC	1	4/29/2014 07:27 PM

Note: See Qualifiers page for a list of qualifiers and their definitions.

ALS Group USA, Corp

Date: 07-May-14

Client: ECT, Inc
Project: Sediments TC-C 4.9.14
Sample ID: TP-C-5 TCLP
Collection Date: 4/9/2014

Work Order: 1404645
Lab ID: 1404645-08
Matrix: TCLP EXTRACT

Analyses	Result	Qual	Report Limit	Units	Dilution Factor	Date Analyzed
TCLP MERCURY BY CVAA			SW7470A		Prep: SW7470A / 5/5/14	Analyst: RH
Mercury	ND		0.0020	mg/L	1	5/5/2014 05:11 PM
TCLP METALS ANALYSIS BY ICP-MS			SW6020A		Prep: SW3005A / 4/29/14	Analyst: RH
Zinc	0.71		0.10	mg/L	1	4/30/2014 06:06 AM
SEMI-VOLATILE ORGANIC COMPOUNDS			SW8270		Prep: SW3511 / 4/29/14	Analyst: RM
Acenaphthylene	ND		5.0	µg/L	1	4/29/2014 07:53 PM
Anthracene	ND		5.0	µg/L	1	4/29/2014 07:53 PM
Fluoranthene	ND		1.0	µg/L	1	4/29/2014 07:53 PM
Phenanthrene	ND		2.0	µg/L	1	4/29/2014 07:53 PM
Pyrene	ND		5.0	µg/L	1	4/29/2014 07:53 PM
Surr: 2-Fluorobiphenyl	81.9		20-140	%REC	1	4/29/2014 07:53 PM
Surr: 4-Terphenyl-d14	114		22-172	%REC	1	4/29/2014 07:53 PM
Surr: Nitrobenzene-d5	99.4		8-140	%REC	1	4/29/2014 07:53 PM

Note: See Qualifiers page for a list of qualifiers and their definitions.

ALS Group USA, Corp

Date: 07-May-14

Client: ECT, Inc
Project: Sediments TC-C 4.9.14
Sample ID: TP-C-6 TCLP
Collection Date: 4/9/2014

Work Order: 1404645
Lab ID: 1404645-09
Matrix: TCLP EXTRACT

Analyses	Result	Qual	Report Limit	Units	Dilution Factor	Date Analyzed
TCLP MERCURY BY CVAA			SW7470A		Prep: SW7470A / 5/5/14	Analyst: RH
Mercury	ND		0.0020	mg/L	1	5/5/2014 05:14 PM
TCLP METALS ANALYSIS BY ICP-MS			SW6020A		Prep: SW3005A / 4/29/14	Analyst: RH
Zinc	2.0		0.10	mg/L	1	4/30/2014 06:12 AM
SEMI-VOLATILE ORGANIC COMPOUNDS			SW8270		Prep: SW3511 / 4/29/14	Analyst: RM
Acenaphthylene	ND		5.0	µg/L	1	4/29/2014 08:20 PM
Anthracene	ND		5.0	µg/L	1	4/29/2014 08:20 PM
Fluoranthene	ND		1.0	µg/L	1	4/29/2014 08:20 PM
Fluorene	ND		5.0	µg/L	1	4/29/2014 08:20 PM
Phenanthrene	ND		2.0	µg/L	1	4/29/2014 08:20 PM
Pyrene	ND		5.0	µg/L	1	4/29/2014 08:20 PM
Surr: 2-Fluorobiphenyl	81.5		20-140	%REC	1	4/29/2014 08:20 PM
Surr: 4-Terphenyl-d14	111		22-172	%REC	1	4/29/2014 08:20 PM
Surr: Nitrobenzene-d5	97.8		8-140	%REC	1	4/29/2014 08:20 PM

Note: See Qualifiers page for a list of qualifiers and their definitions.

Revision: 1

Client: ECT, Inc
 Work Order: 1404645
 Project: Sediments TC-C 4.9.14

QC BATCH REPORT

Batch ID: **57799** Instrument ID **GC14** Method: **SW8082**

MBLK		Sample ID: PBLKS1-57799-57799				Units: µg/Kg		Analysis Date: 4/21/2014 04:18 PM		
Client ID:		Run ID: GC14_140421B				SeqNo: 2725825		Prep Date: 4/21/2014		DF: 1
Analyte	Result	PQL	SPK Val	SPK Ref Value	%REC	Control Limit	RPD Ref Value	%RPD	RPD Limit	Qual
Aroclor 1016	ND	83								
Aroclor 1221	ND	83								
Aroclor 1232	ND	83								
Aroclor 1242	ND	83								
Aroclor 1248	ND	83								
Aroclor 1254	ND	83								
Aroclor 1260	ND	83								
PCBs, Total	ND	0								
<i>Surr: Decachlorobiphenyl</i>	29.67	0	33.3	0	89.1	40-140	0			
<i>Surr: Tetrachloro-m-xylene</i>	29	0	33.3	0	87.1	45-124	0			

LCS		Sample ID: PLCSS1-57799-57799				Units: µg/Kg		Analysis Date: 4/21/2014 04:34 PM		
Client ID:		Run ID: GC14_140421B				SeqNo: 2725826		Prep Date: 4/21/2014		DF: 1
Analyte	Result	PQL	SPK Val	SPK Ref Value	%REC	Control Limit	RPD Ref Value	%RPD	RPD Limit	Qual
Aroclor 1016	898.7	83	833	0	108	50-130	0			
Aroclor 1260	917.7	83	833	0	110	50-130	0			
<i>Surr: Decachlorobiphenyl</i>	31	0	33.3	0	93.1	40-140	0			
<i>Surr: Tetrachloro-m-xylene</i>	31	0	33.3	0	93.1	45-124	0			

MS		Sample ID: 1404884-27C MS				Units: µg/Kg		Analysis Date: 4/21/2014 05:55 PM		
Client ID:		Run ID: GC14_140421B				SeqNo: 2725830		Prep Date: 4/21/2014		DF: 1
Analyte	Result	PQL	SPK Val	SPK Ref Value	%REC	Control Limit	RPD Ref Value	%RPD	RPD Limit	Qual
Aroclor 1016	869.6	82	819.1	0	106	40-140	0			
Aroclor 1260	901.7	82	819.1	0	110	40-140	0			
<i>Surr: Decachlorobiphenyl</i>	32.45	0	32.74	0	99.1	40-140	0			
<i>Surr: Tetrachloro-m-xylene</i>	31.47	0	32.74	0	96.1	45-124	0			

MSD		Sample ID: 1404884-27C MSD				Units: µg/Kg		Analysis Date: 4/21/2014 06:11 PM		
Client ID:		Run ID: GC14_140421B				SeqNo: 2725831		Prep Date: 4/21/2014		DF: 1
Analyte	Result	PQL	SPK Val	SPK Ref Value	%REC	Control Limit	RPD Ref Value	%RPD	RPD Limit	Qual
Aroclor 1016	886.4	80	803.5	0	110	40-140	869.6	1.92	50	
Aroclor 1260	922.1	80	803.5	0	115	40-140	901.7	2.24	50	
<i>Surr: Decachlorobiphenyl</i>	30.22	0	32.12	0	94.1	40-140	32.45	7.1	50	
<i>Surr: Tetrachloro-m-xylene</i>	29.26	0	32.12	0	91.1	45-124	31.47	7.27	50	

The following samples were analyzed in this batch:

1404645-01A	1404645-02A	1404645-03A
1404645-04A	1404645-05A	

Note: See Qualifiers Page for a list of Qualifiers and their explanation.

Revision: 1

Client: ECT, Inc
 Work Order: 1404645
 Project: Sediments TC-C 4.9.14

QC BATCH REPORT

Batch ID: **57963** Instrument ID **HG1** Method: **SW7471**

MBLK	Sample ID: MBLK-57963-57963				Units: mg/Kg			Analysis Date: 4/25/2014 10:57 AM		
Client ID:	Run ID: HG1_140425A			SeqNo: 2731918		Prep Date: 4/25/2014		DF: 1		
Analyte	Result	PQL	SPK Val	SPK Ref Value	%REC	Control Limit	RPD Ref Value	%RPD	RPD Limit	Qual

Mercury ND 0.020

LCS	Sample ID: LCS-57963-57963				Units: mg/Kg			Analysis Date: 4/25/2014 10:59 AM		
Client ID:	Run ID: HG1_140425A			SeqNo: 2731919		Prep Date: 4/25/2014		DF: 1		
Analyte	Result	PQL	SPK Val	SPK Ref Value	%REC	Control Limit	RPD Ref Value	%RPD	RPD Limit	Qual

Mercury 0.1848 0.020 0.1665 0 111 80-120 0

MS	Sample ID: 1404946-06BMS				Units: mg/Kg			Analysis Date: 4/25/2014 11:36 AM		
Client ID:	Run ID: HG1_140425A			SeqNo: 2731935		Prep Date: 4/25/2014		DF: 1		
Analyte	Result	PQL	SPK Val	SPK Ref Value	%REC	Control Limit	RPD Ref Value	%RPD	RPD Limit	Qual

Mercury 0.1253 0.013 0.1093 0.00505 110 75-125 0

MSD	Sample ID: 1404946-06BMSD				Units: mg/Kg			Analysis Date: 4/25/2014 11:38 AM		
Client ID:	Run ID: HG1_140425A			SeqNo: 2731936		Prep Date: 4/25/2014		DF: 1		
Analyte	Result	PQL	SPK Val	SPK Ref Value	%REC	Control Limit	RPD Ref Value	%RPD	RPD Limit	Qual

Mercury 0.1247 0.013 0.1085 0.00505 110 75-125 0.1253 0.501 35

The following samples were analyzed in this batch:

1404645-01A	1404645-02A	1404645-03A
1404645-04A	1404645-05A	

Note: See Qualifiers Page for a list of Qualifiers and their explanation.

Revision: 1

Client: ECT, Inc
 Work Order: 1404645
 Project: Sediments TC-C 4.9.14

QC BATCH REPORT

Batch ID: **58259** Instrument ID **HG1** Method: **SW7470A**

MBLK		Sample ID: MBLK-58259-58259				Units: mg/L		Analysis Date: 5/5/2014 04:41 PM		
Client ID:		Run ID: HG1_140505A				SeqNo: 2745967		Prep Date: 5/5/2014		DF: 1
Analyte	Result	PQL	SPK Val	SPK Ref Value	%REC	Control Limit	RPD Ref Value	%RPD	RPD Limit	Qual

Mercury ND 0.00020

LCS		Sample ID: LCS-58259-58259				Units: mg/L		Analysis Date: 5/5/2014 04:44 PM		
Client ID:		Run ID: HG1_140505A				SeqNo: 2745968		Prep Date: 5/5/2014		DF: 1
Analyte	Result	PQL	SPK Val	SPK Ref Value	%REC	Control Limit	RPD Ref Value	%RPD	RPD Limit	Qual

Mercury 0.001855 0.00020 0.002 0 92.8 80-120 0

MS		Sample ID: 14041490-01AMS				Units: mg/L		Analysis Date: 5/5/2014 04:48 PM		
Client ID:		Run ID: HG1_140505A				SeqNo: 2745970		Prep Date: 5/5/2014		DF: 1
Analyte	Result	PQL	SPK Val	SPK Ref Value	%REC	Control Limit	RPD Ref Value	%RPD	RPD Limit	Qual

Mercury 0.02075 0.0020 0.02 -0.00014 104 75-125 0

MSD		Sample ID: 14041490-01AMSD				Units: mg/L		Analysis Date: 5/5/2014 04:50 PM		
Client ID:		Run ID: HG1_140505A				SeqNo: 2745971		Prep Date: 5/5/2014		DF: 1
Analyte	Result	PQL	SPK Val	SPK Ref Value	%REC	Control Limit	RPD Ref Value	%RPD	RPD Limit	Qual

Mercury 0.02033 0.0020 0.02 -0.00014 102 75-125 0.02075 2.04 20

The following samples were analyzed in this batch: 1404645-07A 1404645-08A 1404645-09A

Client: ECT, Inc
 Work Order: 1404645
 Project: Sediments TC-C 4.9.14

QC BATCH REPORT

Batch ID: 57742 Instrument ID ICPMS1 Method: SW6020A

MBLK		Sample ID: MBLK-57742-57742				Units: mg/Kg		Analysis Date: 4/19/2014 10:29 AM		
Client ID:		Run ID: ICPMS1_140417A			SeqNo: 2721981		Prep Date: 4/18/2014		DF: 1	
Analyte	Result	PQL	SPK Val	SPK Ref Value	%REC	Control Limit	RPD Ref Value	%RPD	RPD Limit	Qual
Arsenic	ND	0.25								
Cadmium	ND	0.10								
Copper	ND	0.25								
Lead	0.01428	0.25								J
Selenium	ND	0.25								
Zinc	0.0573	0.50								J

LCS		Sample ID: LCS-57742-57742				Units: mg/Kg		Analysis Date: 4/19/2014 10:35 AM		
Client ID:		Run ID: ICPMS1_140417A			SeqNo: 2721982		Prep Date: 4/18/2014		DF: 1	
Analyte	Result	PQL	SPK Val	SPK Ref Value	%REC	Control Limit	RPD Ref Value	%RPD	RPD Limit	Qual
Cadmium	4.1	0.10	5	0	82	80-120	0			
Copper	4.532	0.25	5	0	90.6	80-120	0			
Lead	4.316	0.25	5	0	86.3	80-120	0			
Zinc	4.013	0.50	5	0	80.3	80-120	0			

LCS		Sample ID: LCS-57742-57742				Units: mg/Kg		Analysis Date: 4/21/2014 07:23 AM		
Client ID:		Run ID: ICPMS1_140420A			SeqNo: 2722194		Prep Date: 4/18/2014		DF: 1	
Analyte	Result	PQL	SPK Val	SPK Ref Value	%REC	Control Limit	RPD Ref Value	%RPD	RPD Limit	Qual
Arsenic	4.683	0.25	5	0	93.7	80-120	0			
Selenium	4.373	0.25	5	0	87.5	80-120	0			

MS		Sample ID: 1404925-02AMS				Units: mg/Kg		Analysis Date: 4/21/2014 09:37 PM		
Client ID:		Run ID: ICPMS1_140421A			SeqNo: 2724916		Prep Date: 4/18/2014		DF: 5	
Analyte	Result	PQL	SPK Val	SPK Ref Value	%REC	Control Limit	RPD Ref Value	%RPD	RPD Limit	Qual
Arsenic	14.16	1.9	7.776	4.935	119	75-125	0			
Cadmium	8.313	0.78	7.776	0.4575	101	75-125	0			
Copper	17.18	1.9	7.776	9.238	102	75-125	0			
Lead	19.86	1.9	7.776	10.67	118	75-125	0			
Selenium	8.55	1.9	7.776	1.099	95.8	75-125	0			
Zinc	64.66	3.9	7.776	52.95	151	75-125	0			SO

Note: See Qualifiers Page for a list of Qualifiers and their explanation.

Revision: 1

Client: ECT, Inc
Work Order: 1404645
Project: Sediments TC-C 4.9.14

QC BATCH REPORT

Batch ID: **57742** Instrument ID **ICPMS1** Method: **SW6020A**

MSD		Sample ID: 1404925-02AMSD				Units: mg/Kg		Analysis Date: 4/21/2014 09:43 PM		
Client ID:		Run ID: ICPMS1_140421A			SeqNo: 2724917		Prep Date: 4/18/2014		DF: 5	
Analyte	Result	PQL	SPK Val	SPK Ref Value	%REC	Control Limit	RPD Ref Value	%RPD	RPD Limit	Qual
Arsenic	13.59	2.0	7.825	4.935	111	75-125	14.16	4.13	25	
Cadmium	8.748	0.78	7.825	0.4575	106	75-125	8.313	5.1	25	
Copper	17.66	2.0	7.825	9.238	108	75-125	17.18	2.77	25	
Lead	20.13	2.0	7.825	10.67	121	75-125	19.86	1.33	25	
Selenium	8.466	2.0	7.825	1.099	94.2	75-125	8.55	0.98	25	
Zinc	64.95	3.9	7.825	52.95	153	75-125	64.66	0.443	25	SO

The following samples were analyzed in this batch:

1404645-01A	1404645-02A	1404645-03A
1404645-04A	1404645-05A	

Note: See Qualifiers Page for a list of Qualifiers and their explanation.

Revision: 1

Client: ECT, Inc
 Work Order: 1404645
 Project: Sediments TC-C 4.9.14

QC BATCH REPORT

Batch ID: **58069** Instrument ID **ICPMS2** Method: **SW6020A**

MBLK	Sample ID: MBLK-58069-58069				Units: mg/L		Analysis Date: 4/29/2014 03:49 PM			
Client ID:	Run ID: ICPMS2_140429A			SeqNo: 2736948		Prep Date: 4/29/2014		DF: 1		
Analyte	Result	PQL	SPK Val	SPK Ref Value	%REC	Control Limit	RPD Ref Value	%RPD	RPD Limit	Qual

Cadmium	ND	0.0020								
Zinc	ND	0.010								

LCS	Sample ID: LCS-58069-58069				Units: mg/L		Analysis Date: 4/29/2014 04:00 PM			
Client ID:	Run ID: ICPMS2_140429A			SeqNo: 2736949		Prep Date: 4/29/2014		DF: 1		
Analyte	Result	PQL	SPK Val	SPK Ref Value	%REC	Control Limit	RPD Ref Value	%RPD	RPD Limit	Qual

Cadmium	0.09952	0.0020	0.1	0	99.5	80-120	0			
Zinc	0.1043	0.010	0.1	0	104	80-120	0			

MS	Sample ID: 14041218-01EMS				Units: mg/L		Analysis Date: 4/29/2014 04:19 PM			
Client ID:	Run ID: ICPMS2_140429A			SeqNo: 2736952		Prep Date: 4/29/2014		DF: 5		
Analyte	Result	PQL	SPK Val	SPK Ref Value	%REC	Control Limit	RPD Ref Value	%RPD	RPD Limit	Qual

Cadmium	0.09655	0.010	0.1	0.000397	96.2	75-125	0			
Zinc	0.1408	0.050	0.1	0.0382	103	75-125	0			

MSD	Sample ID: 14041218-01EMSD				Units: mg/L		Analysis Date: 4/29/2014 04:25 PM			
Client ID:	Run ID: ICPMS2_140429A			SeqNo: 2736953		Prep Date: 4/29/2014		DF: 5		
Analyte	Result	PQL	SPK Val	SPK Ref Value	%REC	Control Limit	RPD Ref Value	%RPD	RPD Limit	Qual

Cadmium	0.0943	0.010	0.1	0.000397	93.9	75-125	0.09655	2.36	20	
Zinc	0.1359	0.050	0.1	0.0382	97.7	75-125	0.1408	3.54	20	

The following samples were analyzed in this batch:

1404645-06A	1404645-07A	1404645-08A
1404645-09A		

Client: ECT, Inc
 Work Order: 1404645
 Project: Sediments TC-C 4.9.14

QC BATCH REPORT

Batch ID: 57756 Instrument ID SVMS8 Method: SW8270

MBLK		Sample ID: SBLKS1-57756-57756				Units: µg/Kg		Analysis Date: 4/19/2014 02:14 PM		
Client ID:		Run ID: SVMS8_140419A			SeqNo: 2725163		Prep Date: 4/18/2014		DF: 1	
Analyte	Result	PQL	SPK Val	SPK Ref Value	%REC	Control Limit	RPD Ref Value	%RPD	RPD Limit	Qual
2-Methylnaphthalene	ND	6.7								
Acenaphthene	ND	6.7								
Acenaphthylene	ND	6.7								
Anthracene	ND	6.7								
Benzo(a)anthracene	ND	6.7								
Benzo(a)pyrene	ND	6.7								
Benzo(b)fluoranthene	ND	6.7								
Benzo(g,h,i)perylene	ND	6.7								
Benzo(k)fluoranthene	ND	6.7								
Chrysene	ND	6.7								
Dibenzo(a,h)anthracene	ND	6.7								
Fluoranthene	ND	6.7								
Fluorene	ND	6.7								
Indeno(1,2,3-cd)pyrene	ND	6.7								
Naphthalene	ND	6.7								
Phenanthrene	ND	6.7								
Pyrene	ND	6.7								
Surr: 2-Fluorobiphenyl	1204	0	1667	0	72.3	12-100		0		
Surr: 4-Terphenyl-d14	1611	0	1667	0	96.7	25-137		0		
Surr: Nitrobenzene-d5	1093	0	1667	0	65.6	37-107		0		

Note: See Qualifiers Page for a list of Qualifiers and their explanation.

Revision: 1

Client: ECT, Inc
 Work Order: 1404645
 Project: Sediments TC-C 4.9.14

QC BATCH REPORT

Batch ID: 57756 Instrument ID SVMS8 Method: SW8270

LCS		Sample ID: SLCSS1-57756-57756				Units: µg/Kg		Analysis Date: 4/19/2014 02:34 PM		
Client ID:		Run ID: SVMS8_140419A			SeqNo: 2725164		Prep Date: 4/18/2014		DF: 1	
Analyte	Result	PQL	SPK Val	SPK Ref Value	%REC	Control Limit	RPD Ref Value	%RPD	RPD Limit	Qual
2-Methylnaphthalene	484	6.7	666.7	0	72.6	45-105	0			
Acenaphthene	482.7	6.7	666.7	0	72.4	45-110	0			
Acenaphthylene	528.7	6.7	666.7	0	79.3	45-105	0			
Anthracene	555	6.7	666.7	0	83.2	55-105	0			
Benzo(a)anthracene	557.3	6.7	666.7	0	83.6	50-110	0			
Benzo(a)pyrene	703.3	6.7	666.7	0	105	50-110	0			
Benzo(b)fluoranthene	685.7	6.7	666.7	0	103	45-115	0			
Benzo(g,h,i)perylene	766	6.7	666.7	0	115	40-125	0			
Benzo(k)fluoranthene	699.7	6.7	666.7	0	105	45-115	0			
Chrysene	561.7	6.7	666.7	0	84.2	55-110	0			
Dibenzo(a,h)anthracene	747.7	6.7	666.7	0	112	40-125	0			
Fluoranthene	608.3	6.7	666.7	0	91.2	55-115	0			
Fluorene	492.3	6.7	666.7	0	73.8	50-110	0			
Indeno(1,2,3-cd)pyrene	789.7	6.7	666.7	0	118	40-120	0			
Naphthalene	479	6.7	666.7	0	71.8	40-105	0			
Phenanthrene	525	6.7	666.7	0	78.7	50-110	0			
Pyrene	607.7	6.7	666.7	0	91.1	45-125	0			
Surr: 2-Fluorobiphenyl	1142	0	1667	0	68.5	12-100	0			
Surr: 4-Terphenyl-d14	1543	0	1667	0	92.6	25-137	0			
Surr: Nitrobenzene-d5	1119	0	1667	0	67.2	37-107	0			

Note: See Qualifiers Page for a list of Qualifiers and their explanation.

Revision: 1

Client: ECT, Inc
 Work Order: 1404645
 Project: Sediments TC-C 4.9.14

QC BATCH REPORT

Batch ID: 57756 Instrument ID SVMS8 Method: SW8270

MS		Sample ID: 1404644-03A MS				Units: µg/Kg		Analysis Date: 4/19/2014 03:35 PM		
Client ID:		Run ID: SVMS8_140419A		SeqNo: 2725167		Prep Date: 4/18/2014		DF: 1		
Analyte	Result	PQL	SPK Val	SPK Ref Value	%REC	Control Limit	RPD Ref Value	%RPD	RPD Limit	Qual
2-Methylnaphthalene	910	13	1292	0	70.4	45-105	0			
Acenaphthene	862.8	13	1292	0	66.8	45-110	0			
Acenaphthylene	959.1	13	1292	0	74.2	45-105	0			
Anthracene	1060	13	1292	0	82.1	55-105	0			
Benzo(a)anthracene	1142	13	1292	131.4	78.3	50-110	0			
Benzo(a)pyrene	1296	13	1292	169.5	87.2	50-110	0			
Benzo(b)fluoranthene	1230	13	1292	127.6	85.3	45-115	0			
Benzo(g,h,i)perylene	1288	13	1292	101.6	91.9	40-125	0			
Benzo(k)fluoranthene	1162	13	1292	53.33	85.8	45-115	0			
Chrysene	1135	13	1292	105.4	79.7	55-110	0			
Dibenzo(a,h)anthracene	1238	13	1292	0	95.8	40-125	0			
Fluoranthene	1274	13	1292	120.6	89.3	55-115	0			
Fluorene	922.9	13	1292	0	71.4	50-110	0			
Indeno(1,2,3-cd)pyrene	1399	13	1292	115.6	99.3	40-120	0			
Naphthalene	864.1	13	1292	0	66.9	40-105	0			
Phenanthrene	1026	13	1292	55.87	75.1	50-110	0			
Pyrene	1246	13	1292	165.7	83.6	45-125	0			
Surr: 2-Fluorobiphenyl	1995	0	3229	0	61.8	12-100	0			
Surr: 4-Terphenyl-d14	2901	0	3229	0	89.8	25-137	0			
Surr: Nitrobenzene-d5	2053	0	3229	0	63.6	37-107	0			

Note: See Qualifiers Page for a list of Qualifiers and their explanation.

Revision: 1

Client: ECT, Inc
 Work Order: 1404645
 Project: Sediments TC-C 4.9.14

QC BATCH REPORT

Batch ID: 57756 Instrument ID SVMS8 Method: SW8270

MSD		Sample ID: 1404644-03A MSD				Units: µg/Kg		Analysis Date: 4/19/2014 03:56 PM		
Client ID:		Run ID: SVMS8_140419A			SeqNo: 2725168		Prep Date: 4/18/2014		DF: 1	
Analyte	Result	PQL	SPK Val	SPK Ref Value	%REC	Control Limit	RPD Ref Value	%RPD	RPD Limit	Qual
2-Methylnaphthalene	885	13	1280	0	69.1	45-105	910	2.78	30	
Acenaphthene	878.6	13	1280	0	68.6	45-110	862.8	1.81	30	
Acenaphthylene	969.5	13	1280	0	75.7	45-105	959.1	1.08	30	
Anthracene	1073	13	1280	0	83.8	55-105	1060	1.19	30	
Benzo(a)anthracene	1180	13	1280	131.4	81.9	50-110	1142	3.23	30	
Benzo(a)pyrene	1252	13	1280	169.5	84.6	50-110	1296	3.39	30	
Benzo(b)fluoranthene	1173	13	1280	127.6	81.7	45-115	1230	4.72	30	
Benzo(g,h,i)perylene	1285	13	1280	101.6	92.5	40-125	1288	0.27	30	
Benzo(k)fluoranthene	1124	13	1280	53.33	83.6	45-115	1162	3.34	30	
Chrysene	1143	13	1280	105.4	81.1	55-110	1135	0.661	30	
Dibenzo(a,h)anthracene	1320	13	1280	0	103	40-125	1238	6.42	30	
Fluoranthene	1231	13	1280	120.6	86.8	55-115	1274	3.43	30	
Fluorene	940.7	13	1280	0	73.5	50-110	922.9	1.91	30	
Indeno(1,2,3-cd)pyrene	1370	13	1280	115.6	98	40-120	1399	2.08	30	
Naphthalene	853	13	1280	0	66.6	40-105	864.1	1.29	30	
Phenanthrene	1008	13	1280	55.87	74.4	50-110	1026	1.74	30	
Pyrene	1263	13	1280	165.7	85.7	45-125	1246	1.34	30	
Surr: 2-Fluorobiphenyl	2064	0	3200	0	64.5	12-100	1995	3.42	40	
Surr: 4-Terphenyl-d14	2956	0	3200	0	92.4	25-137	2901	1.87	40	
Surr: Nitrobenzene-d5	2024	0	3200	0	63.3	37-107	2053	1.42	40	

The following samples were analyzed in this batch:

1404645-01A	1404645-02A	1404645-03A
1404645-04A	1404645-05A	

Note: See Qualifiers Page for a list of Qualifiers and their explanation.

Revision: 1

Client: ECT, Inc
 Work Order: 1404645
 Project: Sediments TC-C 4.9.14

QC BATCH REPORT

Batch ID: **58078** Instrument ID **SVMS6** Method: **SW8270**

MBLK		Sample ID: SBLKW1-58078-58078				Units: µg/L		Analysis Date: 4/29/2014 04:23 PM		
Client ID:		Run ID: SVMS6_140429A		SeqNo: 2737557		Prep Date: 4/29/2014		DF: 1		
Analyte	Result	PQL	SPK Val	SPK Ref Value	%REC	Control Limit	RPD Ref Value	%RPD	RPD Limit	Qual
Acenaphthylene	ND	5.0								
Anthracene	ND	5.0								
Fluoranthene	ND	5.0								
Fluorene	ND	5.0								
Phenanthrene	ND	5.0								
Pyrene	ND	5.0								
Surr: 2-Fluorobiphenyl	88.27	0	114	0	77.4	20-140	0			
Surr: 4-Terphenyl-d14	133.5	0	114	0	117	22-172	0			
Surr: Nitrobenzene-d5	105.4	0	114	0	92.4	8-140	0			

LCS		Sample ID: SLCSW1-58078-58078				Units: µg/L		Analysis Date: 4/29/2014 04:49 PM		
Client ID:		Run ID: SVMS6_140429A		SeqNo: 2737558		Prep Date: 4/29/2014		DF: 1		
Analyte	Result	PQL	SPK Val	SPK Ref Value	%REC	Control Limit	RPD Ref Value	%RPD	RPD Limit	Qual
Acenaphthylene	52.07	5.0	45.7	0	114	60-140	0			
Anthracene	43.68	5.0	45.7	0	95.6	60-140	0			
Fluoranthene	46.03	5.0	45.7	0	101	60-140	0			
Fluorene	45.94	5.0	45.7	0	101	60-140	0			
Phenanthrene	43.31	5.0	45.7	0	94.8	60-140	0			
Pyrene	46.4	5.0	45.7	0	102	60-140	0			
Surr: 2-Fluorobiphenyl	105.9	0	114	0	92.9	20-140	0			
Surr: 4-Terphenyl-d14	117.2	0	114	0	103	22-172	0			
Surr: Nitrobenzene-d5	115.3	0	114	0	101	8-140	0			

MS		Sample ID: 14041412-02B MS				Units: µg/L		Analysis Date: 4/29/2014 05:15 PM		
Client ID:		Run ID: SVMS6_140429A		SeqNo: 2737559		Prep Date: 4/29/2014		DF: 1		
Analyte	Result	PQL	SPK Val	SPK Ref Value	%REC	Control Limit	RPD Ref Value	%RPD	RPD Limit	Qual
Acenaphthylene	175.5	18	160	0	110	60-140	0			
Anthracene	150.6	18	160	0	94.1	60-140	0			
Fluoranthene	159.4	18	160	0	99.6	60-140	0			
Fluorene	158.7	18	160	3.109	97.3	60-140	0			
Phenanthrene	153	18	160	3.954	93.2	60-140	0			
Pyrene	157	18	160	0	98.1	60-140	0			
Surr: 2-Fluorobiphenyl	361.1	0	399	0	90.5	20-140	0			
Surr: 4-Terphenyl-d14	397.2	0	399	0	99.5	22-172	0			
Surr: Nitrobenzene-d5	392.6	0	399	0	98.4	8-140	0			

Note: See Qualifiers Page for a list of Qualifiers and their explanation.

Revision: 1

Client: ECT, Inc
 Work Order: 1404645
 Project: Sediments TC-C 4.9.14

QC BATCH REPORT

Batch ID: **58078** Instrument ID **SVMS6** Method: **SW8270**

MSD		Sample ID: 14041412-02B MSD				Units: µg/L		Analysis Date: 4/29/2014 05:42 PM		
Client ID:		Run ID: SVMS6_140429A			SeqNo: 2737560		Prep Date: 4/29/2014		DF: 1	
Analyte	Result	PQL	SPK Val	SPK Ref Value	%REC	Control Limit	RPD Ref Value	%RPD	RPD Limit	Qual
Acenaphthylene	181.3	18	160	0	113	60-140	175.5	3.23	30	
Anthracene	155	18	160	0	96.9	60-140	150.6	2.93	30	
Fluoranthene	165	18	160	0	103	60-140	159.4	3.45	30	
Fluorene	166.4	18	160	3.109	102	60-140	158.7	4.72	30	
Phenanthrene	158.1	18	160	3.954	96.4	60-140	153	3.24	30	
Pyrene	164.8	18	160	0	103	60-140	157	4.87	30	
<i>Surr: 2-Fluorobiphenyl</i>	368.5	0	399	0	92.4	20-140	361.1	2.02	30	
<i>Surr: 4-Terphenyl-d14</i>	405.1	0	399	0	102	22-172	397.2	1.97	30	
<i>Surr: Nitrobenzene-d5</i>	407.2	0	399	0	102	8-140	392.6	3.64	30	

The following samples were analyzed in this batch:

1404645-06A	1404645-07A	1404645-08A
1404645-09A		

Client: ECT, Inc
 Work Order: 1404645
 Project: Sediments TC-C 4.9.14

QC BATCH REPORT

Batch ID: **R138919** Instrument ID **MOIST** Method: **A2540 G**

MBLK	Sample ID: WBLKS-R138919				Units: % of sample			Analysis Date: 4/14/2014 02:41 PM		
Client ID:	Run ID: MOIST_140414B			SeqNo: 2712919		Prep Date:		DF: 1		
Analyte	Result	PQL	SPK Val	SPK Ref Value	%REC	Control Limit	RPD Ref Value	%RPD	RPD Limit	Qual

Moisture ND 0.050

LCS	Sample ID: LCS-R138919				Units: % of sample			Analysis Date: 4/14/2014 02:41 PM		
Client ID:	Run ID: MOIST_140414B			SeqNo: 2712917		Prep Date:		DF: 1		
Analyte	Result	PQL	SPK Val	SPK Ref Value	%REC	Control Limit	RPD Ref Value	%RPD	RPD Limit	Qual

Moisture 100 0.050 100 0 100 99.5-100.5 0

DUP	Sample ID: 1404633-01B DUP				Units: % of sample			Analysis Date: 4/14/2014 02:41 PM		
Client ID:	Run ID: MOIST_140414B			SeqNo: 2712843		Prep Date:		DF: 1		
Analyte	Result	PQL	SPK Val	SPK Ref Value	%REC	Control Limit	RPD Ref Value	%RPD	RPD Limit	Qual

Moisture 11.19 0.050 0 0 0 0-0 11.52 2.91 20

DUP	Sample ID: 1404633-02B DUP				Units: % of sample			Analysis Date: 4/14/2014 02:41 PM		
Client ID:	Run ID: MOIST_140414B			SeqNo: 2712848		Prep Date:		DF: 1		
Analyte	Result	PQL	SPK Val	SPK Ref Value	%REC	Control Limit	RPD Ref Value	%RPD	RPD Limit	Qual

Moisture 12.02 0.050 0 0 0 0-0 12.38 2.95 20

The following samples were analyzed in this batch:

1404645-01A	1404645-02A	1404645-03A
1404645-04A	1404645-05A	

Note: See Qualifiers Page for a list of Qualifiers and their explanation.

Revision: 1



Environmental

Cincinnati, OH
+1 513 733-5336

Everett, WA
+1 425 356 2600

Fort Collins, CO
+1 970 490 1511

Holland, MI
+1 616 399 6070

Chain of Custody Form

Page 1 of 1

COC ID: 104941

Houston, TX
+1 281 530 5656

Middletown, PA
+1 717 944 5541

Spring City, PA
+1 610 948 4903

Salt Lake City, UT
+1 801 266 7700

South Charleston, WV
+1 304 356 3168

York, PA
+1 717 505 5280

ALS Project Manager:

ALS Work Order #: 1049645

Customer Information		Project Information		Parameter/Method Request for Analysis												
Purchase Order		Project Name		A	MI 10 + Mn and Ni <u>As, Cd, Cr, Pb, Se, Zn, Hg</u>											
Work Order		Project Number		B	PNA _s											
Company Name	ECT, Inc	Bill To Company	ECT, Inc	C	PCBs											
Send Report To		Invoice Attn		D	Grain Size											
Address	2200 Commonwealth Blvd Suite 300	Address	2200 Commonwealth Blvd Suite 300	E	Moisture											
City/State/Zip	Ann Arbor, MI 48105	City/State/Zip	Ann Arbor, MI 48105	F												
Phone	(734) 769-3004	Phone	(734) 769-3004	G	TCLP 4/25/14											
Fax	(734) 769-3164	Fax	(734) 769-3164	H	TCLP Hg 5/1/14											
e-Mail Address		e-Mail Address		I												
				J												

No.	Sample Description	Date	Time	Matrix	Pres.	# Bottles	A	B	C	D	E	F	G	H	I	J	Hold
1	TP-C-1	4/9/14		SED/sol		2	X	X	X	X	X						
2	TP-C-3					2	X	X	X	X	X						
3	TP-C-4					2	X	X	X	X	X						
4	TP-C-5					2	X	X	X	X	X						
5	TP-C-6					2	X	X	X	X	X						
6																	
7																	
8																	
9																	
10																	

Sampler(s) Please Print & Sign <u>Jason Cunningham</u>		Shipment Method		Required Turnaround Time: (Check Box)				Results Due Date:			
				<input type="checkbox"/> Std 10 Wk Days <input type="checkbox"/> 5 Wk Days <input type="checkbox"/> 2 Wk Days <input type="checkbox"/> 24 Hour <input type="checkbox"/> Other							
Relinquished by:	Date: <u>4/9/14</u>	Time: <u>6:00</u>	Received by:	Notes:							
			<u>SAMPLER STORAGE</u>								
Relinquished by:	Date: <u>4-11-14</u>	Time: <u>17:00</u>	Received by (Laboratory):	4/12/14	0830	Cooler ID	Cooler Temp.	QC Package: (Check One Box Below)			
							<u>4.02</u>	<input type="checkbox"/> Level II Std QC <input type="checkbox"/> TRRP Check List <input type="checkbox"/> Level III Std QC/Raw Data <input type="checkbox"/> TRRP Level IV <input type="checkbox"/> Level IV SW846/CLP <input type="checkbox"/> Other			
Logged by (Laboratory):	Date: <u>4/12/14</u>	Time: <u>0945</u>	Checked by (Laboratory):								
Preservative Key: 1-HCl 2-HNO ₃ 3-H ₂ SO ₄ 4-NaOH 5-Na ₂ S ₂ O ₅ 6-NaHSO ₃ 7-Other 8-4°C 9-5035											

Note: 1. Any changes must be made in writing once samples and COC Form have been submitted to ALS Environmental.
2. Unless otherwise agreed in a formal contract, services provided by ALS Environmental are expressly limited to the terms and conditions stated on the reverse.
3. The Chain of Custody is a legal document. All information must be completed accurately.

Ann Preston

From: Thomas Konja [tkonja@ectinc.com]
Sent: Thursday, April 24, 2014 4:42 PM
To: Ann Preston
Subject: RE: 1404645 Sediments TC-C 4.9.14

Ann,

I have entered the data within my spreadsheet.
 TCLP analysis for:

TC-C-3	TC-C-4	TC-C-5	TC-C-6
Zinc	Cadmium	Zinc	Zinc
Fluoranthene	Zinc	Acenaphthylene	Acenaphthylene
Pyrene	Anthracene	Anthracene	Anthracene
	Fluoranthene	Fluoranthene	Fluoranthene
	Phenanthrene	Phenanthrene	Phenanthrene
	Pyrene	Pyrene	Pyrene
	Hg	Hg	Fluorene

added 5/1/14

Hg

As noted, I will wait for the selenium results. The results were above background, which would require TCLP analysis. If the TMDL is lowered and the results are lowered for selenium TCLP may be avoided.

I called and I forgot who answered the phone and I gave him the work order and noticed no mercury results were reported.

Thanks,

Thomas Konja
 Associate Scientist



2200 Commonwealth Blvd. | Ann Arbor, Michigan 48105
 734-272-3004 (Office) | 734-272-0290 (Direct) | 248-880-2977 (Mobile) | 734-769-3164 (Fax)
 TKonja@ectinc.com | www.ectinc.com
 Follow us: [linkedin](#) | [twitter.com/ectinc](#)

*7.2
 1404645*

From: Ann Preston [mailto:Ann.Preston@ALSGlobal.com]
Sent: Wednesday, April 23, 2014 6:17 PM
To: tkonja@ectinc.com
Subject: 1404645 Sediments TC-C 4.9.14

Hi Tom,

These samples are going out of hold today, so I am having samples -02 through -05 leached tonight for potential TCLP PNAs and Metals. (I also had them throw on 1404664-02, too, even though it is past hold.). Can you let me know tomorrow if you are going to want any analyses on the TCLP leached samples?

4/25/2014

Handwritten mark

Ann Preston

From: Meghan Price [mprice@ectinc.com]
Sent: Friday, April 11, 2014 11:43 AM
To: Brian Root; Ann Preston
Cc: 'Alice Bailey'; 'Catherine Weirauch'
Subject: Incoming samples

Ann and Brian,

The samples have been collected, and Chris (your courier) is picking them up today.

The attached COC is accompanying the samples. To clarify, the following is how we would like the samples processed.

Run all samples through the #200 sieve. If a sample has >10% material passing through the sieve, please have that sample analyzed for the parameters listed. Additional sample is provided in case we then need to run TCLP.

If possible, please keep me informed via email after each step (ie, sample 2, 4 and 9 had >10% pass through the sieve, and as such will be run for the requested metals, PCBs, and PNAs). Note my previous email for the requested detection limits for each parameter.

Meghan Price

Senior Associate Scientist II



33900 Harper Avenue, Suite 101 | Clinton Township, MI 48035
586-296-1010 (office) | 313-587-6409 (mobile) | 586-296-1212 (facsimile)
mprice@ectinc.com | www.ectinc.com

Follow us: [linkedin.com/company/environmental-consulting-&-technology-inc.](https://www.linkedin.com/company/environmental-consulting-&-technology-inc.) | twitter.com/ectinc

ALS Group: Click [here](#) to report this email as spam.

4/11/2014

Sample Receipt Checklist

Client Name: **ECT-AA**

Date/Time Received: **12-Apr-14 08:30**

Work Order: **1404645**

Received by: **DS**

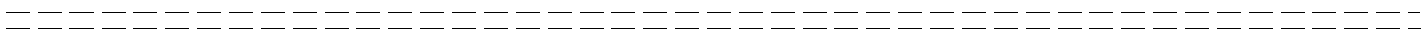
Checklist completed by Diane Shaw 12-Apr-14
eSignature Date

Reviewed by: Ann Preston 14-Apr-14
eSignature Date

Matrices: Sediment
 Carrier name: City Transfer

Shipping container/cooler in good condition?	Yes <input checked="" type="checkbox"/>	No <input type="checkbox"/>	Not Present <input type="checkbox"/>
Custody seals intact on shipping container/cooler?	Yes <input type="checkbox"/>	No <input type="checkbox"/>	Not Present <input checked="" type="checkbox"/>
Custody seals intact on sample bottles?	Yes <input type="checkbox"/>	No <input type="checkbox"/>	Not Present <input checked="" type="checkbox"/>
Chain of custody present?	Yes <input checked="" type="checkbox"/>	No <input type="checkbox"/>	
Chain of custody signed when relinquished and received?	Yes <input checked="" type="checkbox"/>	No <input type="checkbox"/>	
Chain of custody agrees with sample labels?	Yes <input checked="" type="checkbox"/>	No <input type="checkbox"/>	
Samples in proper container/bottle?	Yes <input checked="" type="checkbox"/>	No <input type="checkbox"/>	
Sample containers intact?	Yes <input checked="" type="checkbox"/>	No <input type="checkbox"/>	
Sufficient sample volume for indicated test?	Yes <input checked="" type="checkbox"/>	No <input type="checkbox"/>	
All samples received within holding time?	Yes <input checked="" type="checkbox"/>	No <input type="checkbox"/>	
Container/Temp Blank temperature in compliance?	Yes <input checked="" type="checkbox"/>	No <input type="checkbox"/>	
Sample(s) received on ice?	Yes <input checked="" type="checkbox"/>	No <input type="checkbox"/>	
Temperature(s)/Thermometer(s):	<input type="text" value="4.0 c"/>		
Cooler(s)/Kit(s):	<input type="text"/>		
Date/Time sample(s) sent to storage:	<input type="text" value="4/12/2014 9:59:45 AM"/>		
Water - VOA vials have zero headspace?	Yes <input type="checkbox"/>	No <input type="checkbox"/>	No VOA vials submitted <input checked="" type="checkbox"/>
Water - pH acceptable upon receipt?	Yes <input type="checkbox"/>	No <input type="checkbox"/>	N/A <input checked="" type="checkbox"/>
pH adjusted?	Yes <input type="checkbox"/>	No <input type="checkbox"/>	N/A <input checked="" type="checkbox"/>
pH adjusted by:	<input type="text"/>		

Login Notes:



Client Contacted: _____ Date Contacted: _____ Person Contacted: _____

Contacted By: _____ Regarding: _____

Comments:

CorrectiveAction:



19-Jun-2014

Thomas Konja
ECT, Inc
2200 Commonwealth Blvd
Suite 300
Ann Arbor, MI 48105

Re: **Stoney-Celeron Sediments 5.13.14**

Work Order: **1405785**

Dear Thomas,

Revision: **1**

ALS Environmental received 44 samples on 15-May-2014 08:30 AM for the analyses presented in the following report.

This is a REVISED REPORT. The Case Narrative provides information discussing the reason for issuing a revised report. The total number of pages in this revision is 111.

If you have any questions regarding these test results, please feel free to contact me.

Sincerely,

A handwritten signature in cursive script that reads "Ann Preston".

Electronically approved by: Ann Preston

Ann Preston
Project Manager



Certificate No: MI: 0022

Report of Laboratory Analysis

ADDRESS 3352 128th Avenue Holland, Michigan 49424-9263 | PHONE (616) 399-6070 | FAX (616) 399-6185

ALS GROUP USA, CORP Part of the ALS Laboratory Group A Campbell Brothers Limited Company

Client: ECT, Inc
 Project: Stoney-Celeron Sediments 5.13.14
 Work Order: 1405785

Work Order Sample Summary

<u>Lab Samp ID</u>	<u>Client Sample ID</u>	<u>Matrix</u>	<u>Tag Number</u>	<u>Collection Date</u>	<u>Date Received</u>	<u>Hold</u>
1405785-01	C27	Sediment		5/13/2014 09:28	5/15/2014 08:30	<input type="checkbox"/>
1405785-02	C26	Sediment		5/13/2014 09:38	5/15/2014 08:30	<input type="checkbox"/>
1405785-03	C25	Sediment		5/13/2014 09:50	5/15/2014 08:30	<input type="checkbox"/>
1405785-04	C24	Sediment		5/13/2014 10:00	5/15/2014 08:30	<input type="checkbox"/>
1405785-05	C23	Sediment		5/13/2014 10:08	5/15/2014 08:30	<input type="checkbox"/>
1405785-06	C22	Sediment		5/13/2014 10:20	5/15/2014 08:30	<input type="checkbox"/>
1405785-07	C21	Sediment		5/13/2014 10:27	5/15/2014 08:30	<input type="checkbox"/>
1405785-08	C20	Sediment		5/13/2014 10:35	5/15/2014 08:30	<input type="checkbox"/>
1405785-09	C19	Sediment		5/13/2014 10:45	5/15/2014 08:30	<input type="checkbox"/>
1405785-10	C18	Sediment		5/13/2014 10:51	5/15/2014 08:30	<input type="checkbox"/>
1405785-11	C17	Sediment		5/13/2014 11:00	5/15/2014 08:30	<input type="checkbox"/>
1405785-12	C14	Sediment		5/13/2014 11:10	5/15/2014 08:30	<input type="checkbox"/>
1405785-13	C15	Sediment		5/13/2014 11:20	5/15/2014 08:30	<input type="checkbox"/>
1405785-14	C13	Sediment		5/13/2014 11:36	5/15/2014 08:30	<input type="checkbox"/>
1405785-15	C12	Sediment		5/13/2014 11:45	5/15/2014 08:30	<input type="checkbox"/>
1405785-16	CN1	Sediment		5/13/2014 12:53	5/15/2014 08:30	<input type="checkbox"/>
1405785-17	CN2	Sediment		5/13/2014 13:00	5/15/2014 08:30	<input type="checkbox"/>
1405785-18	CN3	Sediment		5/13/2014 13:10	5/15/2014 08:30	<input type="checkbox"/>
1405785-19	C11	Sediment		5/13/2014 13:21	5/15/2014 08:30	<input type="checkbox"/>
1405785-20	C10	Sediment		5/13/2014 13:30	5/15/2014 08:30	<input type="checkbox"/>
1405785-21	C09	Sediment		5/13/2014 13:39	5/15/2014 08:30	<input type="checkbox"/>
1405785-22	C05	Sediment		5/13/2014 14:05	5/15/2014 08:30	<input type="checkbox"/>
1405785-23	C05 - TCLP	Tclp Extract		5/13/2014 14:05	5/15/2014 08:30	<input type="checkbox"/>
1405785-24	C09 - TCLP	Tclp Extract		5/13/2014 13:39	5/15/2014 08:30	<input type="checkbox"/>
1405785-25	C10 - TCLP	Tclp Extract		5/13/2014 13:03	5/15/2014 08:30	<input type="checkbox"/>
1405785-26	C11 - TCLP	Tclp Extract		5/13/2014 13:21	5/15/2014 08:30	<input type="checkbox"/>
1405785-27	C12 - TCLP	Tclp Extract		5/13/2014 11:45	5/15/2014 08:30	<input type="checkbox"/>
1405785-28	C13 - TCLP	Tclp Extract		5/13/2014 11:36	5/15/2014 08:30	<input type="checkbox"/>
1405785-29	C14 - TCLP	Tclp Extract		5/13/2014 11:10	5/15/2014 08:30	<input type="checkbox"/>
1405785-30	C15 - TCLP	Tclp Extract		5/13/2014 11:20	5/15/2014 08:30	<input type="checkbox"/>
1405785-31	C17 - TCLP	Tclp Extract		5/13/2014 11:00	5/15/2014 08:30	<input type="checkbox"/>
1405785-32	C18 - TCLP	Tclp Extract		5/13/2014 10:51	5/15/2014 08:30	<input type="checkbox"/>
1405785-33	C19 - TCLP	Tclp Extract		5/13/2014 10:45	5/15/2014 08:30	<input type="checkbox"/>
1405785-34	C20 - TCLP	Tclp Extract		5/13/2014 10:35	5/15/2014 08:30	<input type="checkbox"/>
1405785-35	C21 - TCLP	Tclp Extract		5/13/2014 10:27	5/15/2014 08:30	<input type="checkbox"/>
1405785-36	C22 - TCLP	Tclp Extract		5/13/2014 10:20	5/15/2014 08:30	<input type="checkbox"/>
1405785-37	C23 - TCLP	Tclp Extract		5/13/2014 10:08	5/15/2014 08:30	<input type="checkbox"/>
1405785-38	C24 - TCLP	Tclp Extract		5/13/2014 10:00	5/15/2014 08:30	<input type="checkbox"/>
1405785-39	C25 - TCLP	Tclp Extract		5/13/2014 09:50	5/15/2014 08:30	<input type="checkbox"/>

Client: ECT, Inc
Project: Stoney-Celeron Sediments 5.13.14
Work Order: 1405785

Work Order Sample Summary

<u>Lab Samp ID</u>	<u>Client Sample ID</u>	<u>Matrix</u>	<u>Tag Number</u>	<u>Collection Date</u>	<u>Date Received</u>	<u>Hold</u>
1405785-40	C26 - TCLP	Tclp Extract		5/13/2014 09:38	5/15/2014 08:30	<input type="checkbox"/>
1405785-41	C27 - TCLP	Tclp Extract		5/13/2014 09:28	5/15/2014 08:30	<input type="checkbox"/>
1405785-42	CN1 - TCLP	Tclp Extract		5/13/2014 12:53	5/15/2014 08:30	<input type="checkbox"/>
1405785-43	CN2 - TCLP	Tclp Extract		5/13/2014 13:00	5/15/2014 08:30	<input type="checkbox"/>
1405785-44	CN3 - TCLP	Tclp Extract		5/13/2014 13:10	5/15/2014 08:30	<input type="checkbox"/>

Client: ECT, Inc
Project: Stoney-Celeron Sediments 5.13.14
Work Order: 1405785

Case Narrative

Batch 58744 samples 1405785-01 through 1405785-9 reporting limits for Metals were elevated due to dilution for high concentrations of non-target analytes.

Batch 58788 samples 1405785-10 through 1405785-22 reporting limits for Metals were elevated due to dilution for high concentrations of non-target analytes.

All TCLP PNAs were activated after the hold time had expired, at the client's request.

All TCLP PNAs were re-analyzed with lower reporting limits in this revised report sent 6/19/14.

Client: ECT, Inc
Project: Stoney-Celeron Sediments 5.13.14
WorkOrder: 1405785

**QUALIFIERS,
ACRONYMS, UNITS**

<u>Qualifier</u>	<u>Description</u>
*	Value exceeds Regulatory Limit
a	Not accredited
B	Analyte detected in the associated Method Blank above the Reporting Limit
E	Value above quantitation range
H	Analyzed outside of Holding Time
J	Analyte is present at an estimated concentration between the MDL and Report Limit
n	Not offered for accreditation
ND	Not Detected at the Reporting Limit
O	Sample amount is > 4 times amount spiked
P	Dual Column results percent difference > 40%
R	RPD above laboratory control limit
S	Spike Recovery outside laboratory control limits
U	Analyzed but not detected above the MDL

<u>Acronym</u>	<u>Description</u>
DUP	Method Duplicate
LCS	Laboratory Control Sample
LCSD	Laboratory Control Sample Duplicate
LOD	Limit of Detection (see MDL)
LOQ	Limit of Quantitation (see PQL)
MBLK	Method Blank
MDL	Method Detection Limit
MS	Matrix Spike
MSD	Matrix Spike Duplicate
PQL	Practical Quantitation Limit
RPD	Relative Percent Difference
TDL	Target Detection Limit
TNTC	Too Numerous To Count
A	APHA Standard Methods
D	ASTM
E	EPA
SW	SW-846 Update III

<u>Units Reported</u>	<u>Description</u>
% of sample	Percent of Sample
% Passing	Percent Passing
µg/Kg-dry	Micrograms per Kilogram Dry Weight
µg/L	Micrograms per Liter
mg/Kg-dry	Milligrams per Kilogram Dry Weight
mg/L	Milligrams per Liter

ALS Group USA, Corp

Date: 19-Jun-14

Client: ECT, Inc
Work Order: 1405785
Project: Stoney-Celeron Sediments 5.13.14
Lab ID: 1405785-01

Client Sample ID: C27
Collection Date: 5/13/2014 9:28:00 AM
Matrix: SEDIMENT

Analyses	Result	Report Limit	MDEQ OP Memo 2 TDL	Qual	Units	Dilution Factor	Date Analyzed
PCBS			SW8082		Prep Date: 5/16/2014		Analyst:
Aroclor 1016	ND	330	330		µg/Kg-dry	1	5/18/2014
Aroclor 1221	ND	330	330		µg/Kg-dry	1	5/18/2014
Aroclor 1232	ND	330	330		µg/Kg-dry	1	5/18/2014
Aroclor 1242	ND	330	330		µg/Kg-dry	1	5/18/2014
Aroclor 1248	ND	330	330		µg/Kg-dry	1	5/18/2014
Aroclor 1254	ND	330	330		µg/Kg-dry	1	5/18/2014
Aroclor 1260	ND	330	330		µg/Kg-dry	1	5/18/2014
PCBs, Total	ND	330	330		µg/Kg-dry	1	5/18/2014
<i>Surr: Decachlorobiphenyl</i>	61.1	40-140			%REC	1	5/18/2014
<i>Surr: Tetrachloro-m-xylene</i>	78.1	45-124			%REC	1	5/18/2014
MERCURY BY CVAA			SW7471		Prep Date: 5/20/2014		Analyst: LR
Mercury	0.22	0.050	0.050		mg/Kg-dry	1	5/20/2014
METALS BY ICP-MS			SW6020A		Prep Date: 5/17/2014		Analyst: ML
Arsenic	4.1	2.7	0.10		mg/Kg-dry	5	5/19/2014
Cadmium	ND	1.1	0.20		mg/Kg-dry	5	5/19/2014
Copper	26	2.7	1.0		mg/Kg-dry	5	5/19/2014
Lead	16	2.7	1.0		mg/Kg-dry	5	5/19/2014
Selenium	ND	2.7	0.20		mg/Kg-dry	5	5/19/2014
Zinc	98	5.5	1.0		mg/Kg-dry	5	5/19/2014
PARTICLE-SIZE ANALYSIS OF SOILS			D422				Analyst: PEC
3 Inch Sieve	100	0	0		% Passing	1	5/21/2014
1.5 Inch Sieve	100	0	0		% Passing	1	5/21/2014
0.75 Inch Sieve	100	0	0		% Passing	1	5/21/2014
0.375 Inch Sieve	100	0	0		% Passing	1	5/21/2014
No. 4 Sieve (4.75 mm)	100	0	0		% Passing	1	5/21/2014
No. 10 Sieve (2.00 mm)	98.5	0	0		% Passing	1	5/21/2014
No. 16 Sieve (1.18 mm)	94.9	0	0		% Passing	1	5/21/2014
No. 30 Sieve (0.60 mm)	87.0	0	0		% Passing	1	5/21/2014
No. 40 Sieve (0.425 mm)	82.1	0	0		% Passing	1	5/21/2014
No. 50 Sieve (0.30 mm)	74.4	0	0		% Passing	1	5/21/2014
No. 60 Sieve (0.25 mm)	69.8	0	0		% Passing	1	5/21/2014
No. 100 Sieve (0.15 mm)	52.1	0	0		% Passing	1	5/21/2014
No. 200 Sieve (0.075 mm)	26.2	0	0		% Passing	1	5/21/2014
% Gravel	1.46	0	0		% Passing	1	5/21/2014
% Sand	72.3	0	0		% Passing	1	5/21/2014
% Silt, Clay, Colloids	26.2	0	0		% Passing	1	5/21/2014
SEMI-VOLATILE ORGANIC COMPOUNDS			SW8270		Prep Date: 5/19/2014		Analyst: RM

Note: See Qualifiers page for a list of qualifiers and their definitions.

Revision: 1

ALS Group USA, Corp

Date: 19-Jun-14

Client: ECT, Inc
Work Order: 1405785
Project: Stoney-Celeron Sediments 5.13.14
Lab ID: 1405785-01

Client Sample ID: C27
Collection Date: 5/13/2014 9:28:00 AM
Matrix: SEDIMENT

Analyses	Result	Report Limit	MDEQ OP Memo 2 TDL	Qual	Units	Dilution Factor	Date Analyzed
2-Methylnaphthalene	ND	330	330		µg/Kg-dry	5	5/21/2014
Acenaphthene	ND	330	330		µg/Kg-dry	5	5/21/2014
Acenaphthylene	840	330	330		µg/Kg-dry	5	5/21/2014
Anthracene	450	330	330		µg/Kg-dry	5	5/21/2014
Benzo(a)anthracene	1,700	330	330		µg/Kg-dry	5	5/21/2014
Benzo(a)pyrene	1,300	330	330		µg/Kg-dry	5	5/21/2014
Benzo(b)fluoranthene	1,600	330	330		µg/Kg-dry	5	5/21/2014
Benzo(g,h,i)perylene	340	330	330		µg/Kg-dry	5	5/21/2014
Benzo(k)fluoranthene	420	330	330		µg/Kg-dry	5	5/21/2014
Chrysene	420	330	330		µg/Kg-dry	5	5/21/2014
Dibenzo(a,h)anthracene	ND	330	330		µg/Kg-dry	5	5/21/2014
Fluoranthene	1,400	330	330		µg/Kg-dry	5	5/21/2014
Fluorene	ND	330	330		µg/Kg-dry	5	5/21/2014
Indeno(1,2,3-cd)pyrene	ND	330	330		µg/Kg-dry	5	5/21/2014
Naphthalene	ND	330	330		µg/Kg-dry	5	5/21/2014
Phenanthrene	520	330	330		µg/Kg-dry	5	5/21/2014
Pyrene	810	330	330		µg/Kg-dry	5	5/21/2014
Surr: 2-Fluorobiphenyl	66.6	12-100			%REC	5	5/21/2014
Surr: 4-Terphenyl-d14	82.9	25-137			%REC	5	5/21/2014
Surr: Nitrobenzene-d5	80.9	37-107			%REC	5	5/21/2014
MOISTURE			A2540 G				Analyst: AT
Moisture	40	0.050	0		% of sample	1	5/16/2014

Note: See Qualifiers page for a list of qualifiers and their definitions.

ALS Group USA, Corp

Date: 19-Jun-14

Client: ECT, Inc
Work Order: 1405785
Project: Stoney-Celeron Sediments 5.13.14
Lab ID: 1405785-02

Client Sample ID: C26
Collection Date: 5/13/2014 9:38:00 AM
Matrix: SEDIMENT

Analyses	Result	Report Limit	MDEQ OP Memo 2 TDL	Qual	Units	Dilution Factor	Date Analyzed
PCBS			SW8082		Prep Date: 5/16/2014		Analyst:
Aroclor 1016	ND	330	330		µg/Kg-dry	1	5/18/2014
Aroclor 1221	ND	330	330		µg/Kg-dry	1	5/18/2014
Aroclor 1232	ND	330	330		µg/Kg-dry	1	5/18/2014
Aroclor 1242	ND	330	330		µg/Kg-dry	1	5/18/2014
Aroclor 1248	ND	330	330		µg/Kg-dry	1	5/18/2014
Aroclor 1254	ND	330	330		µg/Kg-dry	1	5/18/2014
Aroclor 1260	ND	330	330		µg/Kg-dry	1	5/18/2014
PCBs, Total	ND	330	330		µg/Kg-dry	1	5/18/2014
<i>Surr: Decachlorobiphenyl</i>	74.1	40-140			%REC	1	5/18/2014
<i>Surr: Tetrachloro-m-xylene</i>	85.1	45-124			%REC	1	5/18/2014
MERCURY BY CVAA			SW7471		Prep Date: 5/20/2014		Analyst: LR
Mercury	0.19	0.050	0.050		mg/Kg-dry	1	5/20/2014
METALS BY ICP-MS			SW6020A		Prep Date: 5/17/2014		Analyst: ML
Arsenic	4.0	2.9	0.10		mg/Kg-dry	5	5/19/2014
Cadmium	ND	1.2	0.20		mg/Kg-dry	5	5/19/2014
Copper	30	2.9	1.0		mg/Kg-dry	5	5/19/2014
Lead	18	2.9	1.0		mg/Kg-dry	5	5/19/2014
Selenium	ND	2.9	0.20		mg/Kg-dry	5	5/19/2014
Zinc	100	5.9	1.0		mg/Kg-dry	5	5/19/2014
PARTICLE-SIZE ANALYSIS OF SOILS			D422				Analyst: PEC
3 Inch Sieve	100	0	0		% Passing	1	5/21/2014
1.5 Inch Sieve	100	0	0		% Passing	1	5/21/2014
0.75 Inch Sieve	100	0	0		% Passing	1	5/21/2014
0.375 Inch Sieve	100	0	0		% Passing	1	5/21/2014
No. 4 Sieve (4.75 mm)	99.7	0	0		% Passing	1	5/21/2014
No. 10 Sieve (2.00 mm)	93.1	0	0		% Passing	1	5/21/2014
No. 16 Sieve (1.18 mm)	88.7	0	0		% Passing	1	5/21/2014
No. 30 Sieve (0.60 mm)	81.8	0	0		% Passing	1	5/21/2014
No. 40 Sieve (0.425 mm)	78.4	0	0		% Passing	1	5/21/2014
No. 50 Sieve (0.30 mm)	73.2	0	0		% Passing	1	5/21/2014
No. 60 Sieve (0.25 mm)	69.9	0	0		% Passing	1	5/21/2014
No. 100 Sieve (0.15 mm)	52.1	0	0		% Passing	1	5/21/2014
No. 200 Sieve (0.075 mm)	19.2	0	0		% Passing	1	5/21/2014
% Gravel	6.88	0	0		% Passing	1	5/21/2014
% Sand	73.9	0	0		% Passing	1	5/21/2014
% Silt, Clay, Colloids	19.2	0	0		% Passing	1	5/21/2014
SEMI-VOLATILE ORGANIC COMPOUNDS			SW8270		Prep Date: 5/19/2014		Analyst: RM

Note: See Qualifiers page for a list of qualifiers and their definitions.

Revision: 1

ALS Group USA, Corp

Date: 19-Jun-14

Client: ECT, Inc
Work Order: 1405785
Project: Stoney-Celeron Sediments 5.13.14
Lab ID: 1405785-02

Client Sample ID: C26
Collection Date: 5/13/2014 9:38:00 AM
Matrix: SEDIMENT

Analyses	Result	Report Limit	MDEQ OP Memo 2 TDL	Qual	Units	Dilution Factor	Date Analyzed
2-Methylnaphthalene	870	330	330		µg/Kg-dry	5	5/21/2014
Acenaphthene	ND	330	330		µg/Kg-dry	5	5/21/2014
Acenaphthylene	3,400	330	330		µg/Kg-dry	5	5/21/2014
Anthracene	2,100	330	330		µg/Kg-dry	5	5/21/2014
Benzo(a)anthracene	8,500	330	330		µg/Kg-dry	5	5/21/2014
Benzo(a)pyrene	8,500	330	330		µg/Kg-dry	5	5/21/2014
Benzo(b)fluoranthene	9,500	330	330		µg/Kg-dry	5	5/21/2014
Benzo(g,h,i)perylene	3,100	330	330		µg/Kg-dry	5	5/21/2014
Benzo(k)fluoranthene	2,700	330	330		µg/Kg-dry	5	5/21/2014
Chrysene	6,100	330	330		µg/Kg-dry	5	5/21/2014
Dibenzo(a,h)anthracene	840	330	330		µg/Kg-dry	5	5/21/2014
Fluoranthene	13,000	330	330		µg/Kg-dry	5	5/21/2014
Fluorene	400	330	330		µg/Kg-dry	5	5/21/2014
Indeno(1,2,3-cd)pyrene	3,100	330	330		µg/Kg-dry	5	5/21/2014
Naphthalene	450	330	330		µg/Kg-dry	5	5/21/2014
Phenanthrene	4,200	330	330		µg/Kg-dry	5	5/21/2014
Pyrene	15,000	330	330		µg/Kg-dry	5	5/21/2014
Surr: 2-Fluorobiphenyl	64.8	12-100			%REC	5	5/21/2014
Surr: 4-Terphenyl-d14	97.0	25-137			%REC	5	5/21/2014
Surr: Nitrobenzene-d5	97.1	37-107			%REC	5	5/21/2014
MOISTURE			A2540 G				Analyst: AT
Moisture	40	0.050	0		% of sample	1	5/16/2014

Note: See Qualifiers page for a list of qualifiers and their definitions.

ALS Group USA, Corp

Date: 19-Jun-14

Client: ECT, Inc
Work Order: 1405785
Project: Stoney-Celeron Sediments 5.13.14
Lab ID: 1405785-03

Client Sample ID: C25
Collection Date: 5/13/2014 9:50:00 AM
Matrix: SEDIMENT

Analyses	Result	Report Limit	MDEQ OP Memo 2 TDL	Qual	Units	Dilution Factor	Date Analyzed
PCBS			SW8082		Prep Date: 5/16/2014		Analyst:
Aroclor 1016	ND	330	330		µg/Kg-dry	1	5/18/2014
Aroclor 1221	ND	330	330		µg/Kg-dry	1	5/18/2014
Aroclor 1232	ND	330	330		µg/Kg-dry	1	5/18/2014
Aroclor 1242	ND	330	330		µg/Kg-dry	1	5/18/2014
Aroclor 1248	ND	330	330		µg/Kg-dry	1	5/18/2014
Aroclor 1254	ND	330	330		µg/Kg-dry	1	5/18/2014
Aroclor 1260	ND	330	330		µg/Kg-dry	1	5/18/2014
PCBs, Total	ND	330	330		µg/Kg-dry	1	5/18/2014
<i>Surr: Decachlorobiphenyl</i>	92.1	40-140			%REC	1	5/18/2014
<i>Surr: Tetrachloro-m-xylene</i>	95.1	45-124			%REC	1	5/18/2014
MERCURY BY CVAA			SW7471		Prep Date: 5/20/2014		Analyst: LR
Mercury	0.17	0.050	0.050		mg/Kg-dry	1	5/20/2014
METALS BY ICP-MS			SW6020A		Prep Date: 5/17/2014		Analyst: ML
Arsenic	2.7	2.3	0.10		mg/Kg-dry	5	5/19/2014
Cadmium	ND	0.94	0.20		mg/Kg-dry	5	5/19/2014
Copper	17	2.3	1.0		mg/Kg-dry	5	5/19/2014
Lead	11	2.3	1.0		mg/Kg-dry	5	5/19/2014
Selenium	ND	2.3	0.20		mg/Kg-dry	5	5/19/2014
Zinc	77	4.7	1.0		mg/Kg-dry	5	5/19/2014
PARTICLE-SIZE ANALYSIS OF SOILS			D422				Analyst: PEC
3 Inch Sieve	100	0	0		% Passing	1	5/21/2014
1.5 Inch Sieve	100	0	0		% Passing	1	5/21/2014
0.75 Inch Sieve	100	0	0		% Passing	1	5/21/2014
0.375 Inch Sieve	100	0	0		% Passing	1	5/21/2014
No. 4 Sieve (4.75 mm)	99.8	0	0		% Passing	1	5/21/2014
No. 10 Sieve (2.00 mm)	97.3	0	0		% Passing	1	5/21/2014
No. 16 Sieve (1.18 mm)	94.6	0	0		% Passing	1	5/21/2014
No. 30 Sieve (0.60 mm)	89.1	0	0		% Passing	1	5/21/2014
No. 40 Sieve (0.425 mm)	83.0	0	0		% Passing	1	5/21/2014
No. 50 Sieve (0.30 mm)	71.3	0	0		% Passing	1	5/21/2014
No. 60 Sieve (0.25 mm)	64.1	0	0		% Passing	1	5/21/2014
No. 100 Sieve (0.15 mm)	42.4	0	0		% Passing	1	5/21/2014
No. 200 Sieve (0.075 mm)	13.0	0	0		% Passing	1	5/21/2014
% Gravel	2.73	0	0		% Passing	1	5/21/2014
% Sand	84.3	0	0		% Passing	1	5/21/2014
% Silt, Clay, Colloids	13.0	0	0		% Passing	1	5/21/2014
SEMI-VOLATILE ORGANIC COMPOUNDS			SW8270		Prep Date: 5/19/2014		Analyst: RM

Note: See Qualifiers page for a list of qualifiers and their definitions.

Revision: 1

ALS Group USA, Corp

Date: 19-Jun-14

Client: ECT, Inc
Work Order: 1405785
Project: Stoney-Celeron Sediments 5.13.14
Lab ID: 1405785-03

Client Sample ID: C25
Collection Date: 5/13/2014 9:50:00 AM
Matrix: SEDIMENT

Analyses	Result	Report Limit	MDEQ OP Memo 2 TDL	Qual	Units	Dilution Factor	Date Analyzed
2-Methylnaphthalene	ND	330	330		µg/Kg-dry	1	5/21/2014
Acenaphthene	ND	330	330		µg/Kg-dry	1	5/21/2014
Acenaphthylene	490	330	330		µg/Kg-dry	1	5/21/2014
Anthracene	530	330	330		µg/Kg-dry	1	5/21/2014
Benzo(a)anthracene	2,100	330	330		µg/Kg-dry	1	5/21/2014
Benzo(a)pyrene	2,200	330	330		µg/Kg-dry	1	5/21/2014
Benzo(b)fluoranthene	2,900	330	330		µg/Kg-dry	1	5/21/2014
Benzo(g,h,i)perylene	930	330	330		µg/Kg-dry	1	5/21/2014
Benzo(k)fluoranthene	1,000	330	330		µg/Kg-dry	1	5/21/2014
Chrysene	2,000	330	330		µg/Kg-dry	1	5/21/2014
Dibenzo(a,h)anthracene	ND	330	330		µg/Kg-dry	1	5/21/2014
Fluoranthene	2,800	330	330		µg/Kg-dry	1	5/21/2014
Fluorene	ND	330	330		µg/Kg-dry	1	5/21/2014
Indeno(1,2,3-cd)pyrene	1,100	330	330		µg/Kg-dry	1	5/21/2014
Naphthalene	ND	330	330		µg/Kg-dry	1	5/21/2014
Phenanthrene	810	330	330		µg/Kg-dry	1	5/21/2014
Pyrene	2,400	330	330		µg/Kg-dry	1	5/21/2014
Surr: 2-Fluorobiphenyl	72.6	12-100			%REC	1	5/21/2014
Surr: 4-Terphenyl-d14	112	25-137			%REC	1	5/21/2014
Surr: Nitrobenzene-d5	97.5	37-107			%REC	1	5/21/2014
MOISTURE			A2540 G				Analyst: AT
Moisture	25	0.050	0		% of sample	1	5/16/2014

Note: See Qualifiers page for a list of qualifiers and their definitions.

ALS Group USA, Corp

Date: 19-Jun-14

Client: ECT, Inc
Work Order: 1405785
Project: Stoney-Celeron Sediments 5.13.14
Lab ID: 1405785-04

Client Sample ID: C24
Collection Date: 5/13/2014 10:00:00 AM
Matrix: SEDIMENT

Analyses	Result	Report Limit	MDEQ OP Memo 2 TDL	Qual	Units	Dilution Factor	Date Analyzed
PCBS			SW8082		Prep Date: 5/16/2014		Analyst:
Aroclor 1016	ND	330	330		µg/Kg-dry	1	5/18/2014
Aroclor 1221	ND	330	330		µg/Kg-dry	1	5/18/2014
Aroclor 1232	ND	330	330		µg/Kg-dry	1	5/18/2014
Aroclor 1242	ND	330	330		µg/Kg-dry	1	5/18/2014
Aroclor 1248	ND	330	330		µg/Kg-dry	1	5/18/2014
Aroclor 1254	ND	330	330		µg/Kg-dry	1	5/18/2014
Aroclor 1260	ND	330	330		µg/Kg-dry	1	5/18/2014
PCBs, Total	ND	330	330		µg/Kg-dry	1	5/18/2014
<i>Surr: Decachlorobiphenyl</i>	100	40-140			%REC	1	5/18/2014
<i>Surr: Tetrachloro-m-xylene</i>	89.1	45-124			%REC	1	5/18/2014
MERCURY BY CVAA			SW7471		Prep Date: 5/20/2014		Analyst: LR
Mercury	0.16	0.050	0.050		mg/Kg-dry	1	5/20/2014
METALS BY ICP-MS			SW6020A		Prep Date: 5/17/2014		Analyst: ML
Arsenic	3.0	2.7	0.10		mg/Kg-dry	5	5/19/2014
Cadmium	ND	1.1	0.20		mg/Kg-dry	5	5/19/2014
Copper	17	2.7	1.0		mg/Kg-dry	5	5/19/2014
Lead	12	2.7	1.0		mg/Kg-dry	5	5/19/2014
Selenium	ND	2.7	0.20		mg/Kg-dry	5	5/19/2014
Zinc	79	5.3	1.0		mg/Kg-dry	5	5/19/2014
PARTICLE-SIZE ANALYSIS OF SOILS			D422				Analyst: PEC
3 Inch Sieve	100	0	0		% Passing	1	5/21/2014
1.5 Inch Sieve	100	0	0		% Passing	1	5/21/2014
0.75 Inch Sieve	100	0	0		% Passing	1	5/21/2014
0.375 Inch Sieve	100	0	0		% Passing	1	5/21/2014
No. 4 Sieve (4.75 mm)	99.9	0	0		% Passing	1	5/21/2014
No. 10 Sieve (2.00 mm)	94.8	0	0		% Passing	1	5/21/2014
No. 16 Sieve (1.18 mm)	93.8	0	0		% Passing	1	5/21/2014
No. 30 Sieve (0.60 mm)	88.6	0	0		% Passing	1	5/21/2014
No. 40 Sieve (0.425 mm)	84.9	0	0		% Passing	1	5/21/2014
No. 50 Sieve (0.30 mm)	76.8	0	0		% Passing	1	5/21/2014
No. 60 Sieve (0.25 mm)	71.8	0	0		% Passing	1	5/21/2014
No. 100 Sieve (0.15 mm)	56.0	0	0		% Passing	1	5/21/2014
No. 200 Sieve (0.075 mm)	18.6	0	0		% Passing	1	5/21/2014
% Gravel	5.23	0	0		% Passing	1	5/21/2014
% Sand	76.1	0	0		% Passing	1	5/21/2014
% Silt, Clay, Colloids	18.6	0	0		% Passing	1	5/21/2014
SEMI-VOLATILE ORGANIC COMPOUNDS			SW8270		Prep Date: 5/19/2014		Analyst: RM

Note: See Qualifiers page for a list of qualifiers and their definitions.

Revision: 1

ALS Group USA, Corp

Date: 19-Jun-14

Client: ECT, Inc
Work Order: 1405785
Project: Stoney-Celeron Sediments 5.13.14
Lab ID: 1405785-04

Client Sample ID: C24
Collection Date: 5/13/2014 10:00:00 AM
Matrix: SEDIMENT

Analyses	Result	Report Limit	MDEQ OP Memo 2 TDL	Qual	Units	Dilution Factor	Date Analyzed
2-Methylnaphthalene	1,700	330	330		µg/Kg-dry	10	5/21/2014
Acenaphthene	560	330	330		µg/Kg-dry	10	5/21/2014
Acenaphthylene	2,500	330	330		µg/Kg-dry	10	5/21/2014
Anthracene	3,300	330	330		µg/Kg-dry	10	5/21/2014
Benzo(a)anthracene	7,900	330	330		µg/Kg-dry	10	5/21/2014
Benzo(a)pyrene	7,800	330	330		µg/Kg-dry	10	5/21/2014
Benzo(b)fluoranthene	8,200	330	330		µg/Kg-dry	10	5/21/2014
Benzo(g,h,i)perylene	2,900	330	330		µg/Kg-dry	10	5/21/2014
Benzo(k)fluoranthene	2,500	330	330		µg/Kg-dry	10	5/21/2014
Chrysene	5,100	330	330		µg/Kg-dry	10	5/21/2014
Dibenzo(a,h)anthracene	680	330	330		µg/Kg-dry	10	5/21/2014
Fluoranthene	13,000	330	330		µg/Kg-dry	10	5/21/2014
Fluorene	620	330	330		µg/Kg-dry	10	5/21/2014
Indeno(1,2,3-cd)pyrene	2,400	330	330		µg/Kg-dry	10	5/21/2014
Naphthalene	ND	330	330		µg/Kg-dry	10	5/21/2014
Phenanthrene	8,500	330	330		µg/Kg-dry	10	5/21/2014
Pyrene	16,000	330	330		µg/Kg-dry	10	5/21/2014
Surr: 2-Fluorobiphenyl	44.4	12-100			%REC	10	5/21/2014
Surr: 4-Terphenyl-d14	88.8	25-137			%REC	10	5/21/2014
Surr: Nitrobenzene-d5	96.6	37-107			%REC	10	5/21/2014
MOISTURE			A2540 G				Analyst: AT
Moisture	33	0.050	0		% of sample	1	5/16/2014

Note: See Qualifiers page for a list of qualifiers and their definitions.

ALS Group USA, Corp

Date: 19-Jun-14

Client: ECT, Inc
Work Order: 1405785
Project: Stoney-Celeron Sediments 5.13.14
Lab ID: 1405785-05

Client Sample ID: C23
Collection Date: 5/13/2014 10:08:00 AM
Matrix: SEDIMENT

Analyses	Result	Report Limit	MDEQ OP Memo 2 TDL	Qual	Units	Dilution Factor	Date Analyzed
PCBS			SW8082		Prep Date: 5/16/2014		Analyst:
Aroclor 1016	ND	330	330		µg/Kg-dry	1	5/18/2014
Aroclor 1221	ND	330	330		µg/Kg-dry	1	5/18/2014
Aroclor 1232	ND	330	330		µg/Kg-dry	1	5/18/2014
Aroclor 1242	ND	330	330		µg/Kg-dry	1	5/18/2014
Aroclor 1248	ND	330	330		µg/Kg-dry	1	5/18/2014
Aroclor 1254	ND	330	330		µg/Kg-dry	1	5/18/2014
Aroclor 1260	ND	330	330		µg/Kg-dry	1	5/18/2014
PCBs, Total	ND	330	330		µg/Kg-dry	1	5/18/2014
<i>Surr: Decachlorobiphenyl</i>	89.1	40-140			%REC	1	5/18/2014
<i>Surr: Tetrachloro-m-xylene</i>	94.1	45-124			%REC	1	5/18/2014
MERCURY BY CVAA			SW7471		Prep Date: 5/20/2014		Analyst: LR
Mercury	0.22	0.050	0.050		mg/Kg-dry	1	5/20/2014
METALS BY ICP-MS			SW6020A		Prep Date: 5/17/2014		Analyst: ML
Arsenic	3.6	2.8	0.10		mg/Kg-dry	5	5/19/2014
Cadmium	ND	1.1	0.20		mg/Kg-dry	5	5/19/2014
Copper	20	2.8	1.0		mg/Kg-dry	5	5/19/2014
Lead	16	2.8	1.0		mg/Kg-dry	5	5/19/2014
Selenium	ND	2.8	0.20		mg/Kg-dry	5	5/19/2014
Zinc	100	5.7	1.0		mg/Kg-dry	5	5/19/2014
PARTICLE-SIZE ANALYSIS OF SOILS			D422				Analyst: PEC
3 Inch Sieve	100	0	0		% Passing	1	5/21/2014
1.5 Inch Sieve	100	0	0		% Passing	1	5/21/2014
0.75 Inch Sieve	100	0	0		% Passing	1	5/21/2014
0.375 Inch Sieve	100	0	0		% Passing	1	5/21/2014
No. 4 Sieve (4.75 mm)	99.6	0	0		% Passing	1	5/21/2014
No. 10 Sieve (2.00 mm)	96.3	0	0		% Passing	1	5/21/2014
No. 16 Sieve (1.18 mm)	95.2	0	0		% Passing	1	5/21/2014
No. 30 Sieve (0.60 mm)	93.2	0	0		% Passing	1	5/21/2014
No. 40 Sieve (0.425 mm)	91.3	0	0		% Passing	1	5/21/2014
No. 50 Sieve (0.30 mm)	87.9	0	0		% Passing	1	5/21/2014
No. 60 Sieve (0.25 mm)	85.4	0	0		% Passing	1	5/21/2014
No. 100 Sieve (0.15 mm)	75.2	0	0		% Passing	1	5/21/2014
No. 200 Sieve (0.075 mm)	29.7	0	0		% Passing	1	5/21/2014
% Gravel	ND	0	0		% Passing	1	5/21/2014
% Sand	66.5	0	0		% Passing	1	5/21/2014
% Silt, Clay, Colloids	29.7	0	0		% Passing	1	5/21/2014
SEMI-VOLATILE ORGANIC COMPOUNDS			SW8270		Prep Date: 5/19/2014		Analyst: RM

Note: See Qualifiers page for a list of qualifiers and their definitions.

Revision: 1

ALS Group USA, Corp

Date: 19-Jun-14

Client: ECT, Inc
Work Order: 1405785
Project: Stoney-Celeron Sediments 5.13.14
Lab ID: 1405785-05

Client Sample ID: C23
Collection Date: 5/13/2014 10:08:00 AM
Matrix: SEDIMENT

Analyses	Result	Report Limit	MDEQ OP Memo 2 TDL	Qual	Units	Dilution Factor	Date Analyzed
2-Methylnaphthalene	ND	330	330		µg/Kg-dry	1	5/21/2014
Acenaphthene	ND	330	330		µg/Kg-dry	1	5/21/2014
Acenaphthylene	380	330	330		µg/Kg-dry	1	5/21/2014
Anthracene	350	330	330		µg/Kg-dry	1	5/21/2014
Benzo(a)anthracene	1,400	330	330		µg/Kg-dry	1	5/21/2014
Benzo(a)pyrene	1,400	330	330		µg/Kg-dry	1	5/21/2014
Benzo(b)fluoranthene	1,900	330	330		µg/Kg-dry	1	5/21/2014
Benzo(g,h,i)perylene	600	330	330		µg/Kg-dry	1	5/21/2014
Benzo(k)fluoranthene	610	330	330		µg/Kg-dry	1	5/21/2014
Chrysene	1,100	330	330		µg/Kg-dry	1	5/21/2014
Dibenzo(a,h)anthracene	ND	330	330		µg/Kg-dry	1	5/21/2014
Fluoranthene	1,900	330	330		µg/Kg-dry	1	5/21/2014
Fluorene	ND	330	330		µg/Kg-dry	1	5/21/2014
Indeno(1,2,3-cd)pyrene	670	330	330		µg/Kg-dry	1	5/21/2014
Naphthalene	ND	330	330		µg/Kg-dry	1	5/21/2014
Phenanthrene	570	330	330		µg/Kg-dry	1	5/21/2014
Pyrene	1,800	330	330		µg/Kg-dry	1	5/21/2014
Surr: 2-Fluorobiphenyl	43.9	12-100			%REC	1	5/21/2014
Surr: 4-Terphenyl-d14	69.7	25-137			%REC	1	5/21/2014
Surr: Nitrobenzene-d5	58.4	37-107			%REC	1	5/21/2014
MOISTURE			A2540 G				Analyst: AT
Moisture	36	0.050	0		% of sample	1	5/16/2014

Note: See Qualifiers page for a list of qualifiers and their definitions.

ALS Group USA, Corp

Date: 19-Jun-14

Client: ECT, Inc
Work Order: 1405785
Project: Stoney-Celeron Sediments 5.13.14
Lab ID: 1405785-06

Client Sample ID: C22
Collection Date: 5/13/2014 10:20:00 AM
Matrix: SEDIMENT

Analyses	Result	Report Limit	MDEQ OP Memo 2 TDL	Qual	Units	Dilution Factor	Date Analyzed
PCBS			SW8082		Prep Date: 5/16/2014		Analyst:
Aroclor 1016	ND	330	330		µg/Kg-dry	1	5/18/2014
Aroclor 1221	ND	330	330		µg/Kg-dry	1	5/18/2014
Aroclor 1232	ND	330	330		µg/Kg-dry	1	5/18/2014
Aroclor 1242	ND	330	330		µg/Kg-dry	1	5/18/2014
Aroclor 1248	ND	330	330		µg/Kg-dry	1	5/18/2014
Aroclor 1254	ND	330	330		µg/Kg-dry	1	5/18/2014
Aroclor 1260	ND	330	330		µg/Kg-dry	1	5/18/2014
PCBs, Total	ND	330	330		µg/Kg-dry	1	5/18/2014
<i>Surr: Decachlorobiphenyl</i>	86.1	40-140			%REC	1	5/18/2014
<i>Surr: Tetrachloro-m-xylene</i>	95.1	45-124			%REC	1	5/18/2014
MERCURY BY CVAA			SW7471		Prep Date: 5/20/2014		Analyst: LR
Mercury	0.21	0.050	0.050		mg/Kg-dry	1	5/20/2014
METALS BY ICP-MS			SW6020A		Prep Date: 5/17/2014		Analyst: ML
Arsenic	3.1	2.3	0.10		mg/Kg-dry	5	5/19/2014
Cadmium	ND	0.94	0.20		mg/Kg-dry	5	5/19/2014
Copper	12	2.3	1.0		mg/Kg-dry	5	5/19/2014
Lead	17	2.3	1.0		mg/Kg-dry	5	5/19/2014
Selenium	ND	2.3	0.20		mg/Kg-dry	5	5/19/2014
Zinc	68	4.7	1.0		mg/Kg-dry	5	5/19/2014
PARTICLE-SIZE ANALYSIS OF SOILS			D422				Analyst: PEC
3 Inch Sieve	100	0	0		% Passing	1	5/21/2014
1.5 Inch Sieve	100	0	0		% Passing	1	5/21/2014
0.75 Inch Sieve	100	0	0		% Passing	1	5/21/2014
0.375 Inch Sieve	100	0	0		% Passing	1	5/21/2014
No. 4 Sieve (4.75 mm)	96.1	0	0		% Passing	1	5/21/2014
No. 10 Sieve (2.00 mm)	94.1	0	0		% Passing	1	5/21/2014
No. 16 Sieve (1.18 mm)	92.2	0	0		% Passing	1	5/21/2014
No. 30 Sieve (0.60 mm)	87.5	0	0		% Passing	1	5/21/2014
No. 40 Sieve (0.425 mm)	83.1	0	0		% Passing	1	5/21/2014
No. 50 Sieve (0.30 mm)	74.0	0	0		% Passing	1	5/21/2014
No. 60 Sieve (0.25 mm)	67.6	0	0		% Passing	1	5/21/2014
No. 100 Sieve (0.15 mm)	47.3	0	0		% Passing	1	5/21/2014
No. 200 Sieve (0.075 mm)	12.9	0	0		% Passing	1	5/21/2014
% Gravel	5.95	0	0		% Passing	1	5/21/2014
% Sand	81.1	0	0		% Passing	1	5/21/2014
% Silt, Clay, Colloids	12.9	0	0		% Passing	1	5/21/2014
SEMI-VOLATILE ORGANIC COMPOUNDS			SW8270		Prep Date: 5/20/2014		Analyst: RM

Note: See Qualifiers page for a list of qualifiers and their definitions.

Revision: 1

ALS Group USA, Corp

Date: 19-Jun-14

Client: ECT, Inc
Work Order: 1405785
Project: Stoney-Celeron Sediments 5.13.14
Lab ID: 1405785-06

Client Sample ID: C22
Collection Date: 5/13/2014 10:20:00 AM
Matrix: SEDIMENT

Analyses	Result	Report Limit	MDEQ OP Memo 2 TDL	Qual	Units	Dilution Factor	Date Analyzed
2-Methylnaphthalene	ND	330	330		µg/Kg-dry	1	5/21/2014
Acenaphthene	ND	330	330		µg/Kg-dry	1	5/21/2014
Acenaphthylene	1,400	330	330		µg/Kg-dry	1	5/21/2014
Anthracene	2,100	330	330		µg/Kg-dry	1	5/21/2014
Benzo(a)anthracene	8,700	330	330		µg/Kg-dry	10	5/23/2014
Benzo(a)pyrene	9,100	330	330		µg/Kg-dry	10	5/23/2014
Benzo(b)fluoranthene	9,000	330	330		µg/Kg-dry	10	5/23/2014
Benzo(g,h,i)perylene	5,400	330	330		µg/Kg-dry	10	5/23/2014
Benzo(k)fluoranthene	8,800	330	330		µg/Kg-dry	10	5/23/2014
Chrysene	8,300	330	330		µg/Kg-dry	10	5/23/2014
Dibenzo(a,h)anthracene	1,100	330	330		µg/Kg-dry	1	5/21/2014
Fluoranthene	13,000	330	330		µg/Kg-dry	10	5/23/2014
Fluorene	520	330	330		µg/Kg-dry	1	5/21/2014
Indeno(1,2,3-cd)pyrene	5,900	330	330		µg/Kg-dry	10	5/23/2014
Naphthalene	700	330	330		µg/Kg-dry	1	5/21/2014
Phenanthrene	5,200	330	330		µg/Kg-dry	10	5/23/2014
Pyrene	12,000	330	330		µg/Kg-dry	10	5/23/2014
Surr: 2-Fluorobiphenyl	76.1	12-100			%REC	1	5/21/2014
Surr: 4-Terphenyl-d14	96.8	25-137			%REC	1	5/21/2014
Surr: Nitrobenzene-d5	58.4	37-107			%REC	1	5/21/2014
MOISTURE			A2540 G				Analyst: AT
Moisture	28	0.050	0		% of sample	1	5/16/2014

Note: See Qualifiers page for a list of qualifiers and their definitions.

ALS Group USA, Corp

Date: 19-Jun-14

Client: ECT, Inc
Work Order: 1405785
Project: Stoney-Celeron Sediments 5.13.14
Lab ID: 1405785-07

Client Sample ID: C21
Collection Date: 5/13/2014 10:27:00 AM
Matrix: SEDIMENT

Analyses	Result	Report Limit	MDEQ OP Memo 2 TDL	Qual	Units	Dilution Factor	Date Analyzed
PCBS			SW8082		Prep Date: 5/16/2014		Analyst:
Aroclor 1016	ND	330	330		µg/Kg-dry	1	5/18/2014
Aroclor 1221	ND	330	330		µg/Kg-dry	1	5/18/2014
Aroclor 1232	ND	330	330		µg/Kg-dry	1	5/18/2014
Aroclor 1242	ND	330	330		µg/Kg-dry	1	5/18/2014
Aroclor 1248	ND	330	330		µg/Kg-dry	1	5/18/2014
Aroclor 1254	ND	330	330		µg/Kg-dry	1	5/18/2014
Aroclor 1260	ND	330	330		µg/Kg-dry	1	5/18/2014
PCBs, Total	ND	330	330		µg/Kg-dry	1	5/18/2014
Surr: Decachlorobiphenyl	96.1	40-140			%REC	1	5/18/2014
Surr: Tetrachloro-m-xylene	103	45-124			%REC	1	5/18/2014
MERCURY BY CVAA			SW7471		Prep Date: 5/21/2014		Analyst: LR
Mercury	0.15	0.050	0.050		mg/Kg-dry	1	5/21/2014
METALS BY ICP-MS			SW6020A		Prep Date: 5/17/2014		Analyst: ML
Arsenic	3.1	2.6	0.10		mg/Kg-dry	5	5/19/2014
Cadmium	ND	1.0	0.20		mg/Kg-dry	5	5/19/2014
Copper	18	2.6	1.0		mg/Kg-dry	5	5/19/2014
Lead	13	2.6	1.0		mg/Kg-dry	5	5/19/2014
Selenium	ND	2.6	0.20		mg/Kg-dry	5	5/19/2014
Zinc	79	5.1	1.0		mg/Kg-dry	5	5/19/2014
PARTICLE-SIZE ANALYSIS OF SOILS			D422				Analyst: PEC
3 Inch Sieve	100	0	0		% Passing	1	5/21/2014
1.5 Inch Sieve	100	0	0		% Passing	1	5/21/2014
0.75 Inch Sieve	100	0	0		% Passing	1	5/21/2014
0.375 Inch Sieve	100	0	0		% Passing	1	5/21/2014
No. 4 Sieve (4.75 mm)	97.2	0	0		% Passing	1	5/21/2014
No. 10 Sieve (2.00 mm)	96.3	0	0		% Passing	1	5/21/2014
No. 16 Sieve (1.18 mm)	94.7	0	0		% Passing	1	5/21/2014
No. 30 Sieve (0.60 mm)	91.1	0	0		% Passing	1	5/21/2014
No. 40 Sieve (0.425 mm)	87.3	0	0		% Passing	1	5/21/2014
No. 50 Sieve (0.30 mm)	79.3	0	0		% Passing	1	5/21/2014
No. 60 Sieve (0.25 mm)	73.9	0	0		% Passing	1	5/21/2014
No. 100 Sieve (0.15 mm)	54.9	0	0		% Passing	1	5/21/2014
No. 200 Sieve (0.075 mm)	15.6	0	0		% Passing	1	5/21/2014
% Gravel	3.71	0	0		% Passing	1	5/21/2014
% Sand	80.6	0	0		% Passing	1	5/21/2014
% Silt, Clay, Colloids	15.6	0	0		% Passing	1	5/21/2014
SEMI-VOLATILE ORGANIC COMPOUNDS			SW8270		Prep Date: 5/20/2014		Analyst: RM

Note: See Qualifiers page for a list of qualifiers and their definitions.

Revision: 1

ALS Group USA, Corp

Date: 19-Jun-14

Client: ECT, Inc
Work Order: 1405785
Project: Stoney-Celeron Sediments 5.13.14
Lab ID: 1405785-07

Client Sample ID: C21
Collection Date: 5/13/2014 10:27:00 AM
Matrix: SEDIMENT

Analyses	Result	Report Limit	MDEQ OP Memo 2 TDL	Qual	Units	Dilution Factor	Date Analyzed
2-Methylnaphthalene	ND	330	330		µg/Kg-dry	1	5/21/2014
Acenaphthene	ND	330	330		µg/Kg-dry	1	5/21/2014
Acenaphthylene	1,200	330	330		µg/Kg-dry	1	5/21/2014
Anthracene	1,500	330	330		µg/Kg-dry	1	5/21/2014
Benzo(a)anthracene	4,100	330	330		µg/Kg-dry	1	5/21/2014
Benzo(a)pyrene	4,000	330	330		µg/Kg-dry	1	5/21/2014
Benzo(b)fluoranthene	4,800	330	330		µg/Kg-dry	1	5/21/2014
Benzo(g,h,i)perylene	1,600	330	330		µg/Kg-dry	1	5/21/2014
Benzo(k)fluoranthene	1,700	330	330		µg/Kg-dry	1	5/21/2014
Chrysene	3,800	330	330		µg/Kg-dry	1	5/21/2014
Dibenzo(a,h)anthracene	460	330	330		µg/Kg-dry	1	5/21/2014
Fluoranthene	5,300	330	330		µg/Kg-dry	1	5/21/2014
Fluorene	ND	330	330		µg/Kg-dry	1	5/21/2014
Indeno(1,2,3-cd)pyrene	1,900	330	330		µg/Kg-dry	1	5/21/2014
Naphthalene	ND	330	330		µg/Kg-dry	1	5/21/2014
Phenanthrene	3,400	330	330		µg/Kg-dry	1	5/21/2014
Pyrene	5,000	330	330		µg/Kg-dry	1	5/21/2014
Surr: 2-Fluorobiphenyl	52.3	12-100			%REC	1	5/21/2014
Surr: 4-Terphenyl-d14	98.2	25-137			%REC	1	5/21/2014
Surr: Nitrobenzene-d5	65.8	37-107			%REC	1	5/21/2014
MOISTURE			A2540 G				Analyst: AT
Moisture	29	0.050	0		% of sample	1	5/16/2014

Note: See Qualifiers page for a list of qualifiers and their definitions.

ALS Group USA, Corp

Date: 19-Jun-14

Client: ECT, Inc
Work Order: 1405785
Project: Stoney-Celeron Sediments 5.13.14
Lab ID: 1405785-08

Client Sample ID: C20
Collection Date: 5/13/2014 10:35:00 AM
Matrix: SEDIMENT

Analyses	Result	Report Limit	MDEQ OP Memo 2 TDL	Qual	Units	Dilution Factor	Date Analyzed
PCBS			SW8082		Prep Date: 5/16/2014		Analyst:
Aroclor 1016	ND	330	330		µg/Kg-dry	1	5/18/2014
Aroclor 1221	ND	330	330		µg/Kg-dry	1	5/18/2014
Aroclor 1232	ND	330	330		µg/Kg-dry	1	5/18/2014
Aroclor 1242	ND	330	330		µg/Kg-dry	1	5/18/2014
Aroclor 1248	ND	330	330		µg/Kg-dry	1	5/18/2014
Aroclor 1254	ND	330	330		µg/Kg-dry	1	5/18/2014
Aroclor 1260	ND	330	330		µg/Kg-dry	1	5/18/2014
PCBs, Total	ND	330	330		µg/Kg-dry	1	5/18/2014
<i>Surr: Decachlorobiphenyl</i>	84.1	40-140			%REC	1	5/18/2014
<i>Surr: Tetrachloro-m-xylene</i>	87.1	45-124			%REC	1	5/18/2014
MERCURY BY CVAA			SW7471		Prep Date: 5/21/2014		Analyst: LR
Mercury	0.22	0.050	0.050		mg/Kg-dry	1	5/21/2014
METALS BY ICP-MS			SW6020A		Prep Date: 5/17/2014		Analyst: ML
Arsenic	3.1	2.6	0.10		mg/Kg-dry	5	5/19/2014
Cadmium	ND	1.0	0.20		mg/Kg-dry	5	5/19/2014
Copper	22	2.6	1.0		mg/Kg-dry	5	5/19/2014
Lead	18	2.6	1.0		mg/Kg-dry	5	5/19/2014
Selenium	ND	2.6	0.20		mg/Kg-dry	5	5/19/2014
Zinc	89	5.2	1.0		mg/Kg-dry	5	5/19/2014
PARTICLE-SIZE ANALYSIS OF SOILS			D422				Analyst: PEC
3 Inch Sieve	100	0	0		% Passing	1	5/21/2014
1.5 Inch Sieve	100	0	0		% Passing	1	5/21/2014
0.75 Inch Sieve	100	0	0		% Passing	1	5/21/2014
0.375 Inch Sieve	100	0	0		% Passing	1	5/21/2014
No. 4 Sieve (4.75 mm)	99.5	0	0		% Passing	1	5/21/2014
No. 10 Sieve (2.00 mm)	97.5	0	0		% Passing	1	5/21/2014
No. 16 Sieve (1.18 mm)	93.1	0	0		% Passing	1	5/21/2014
No. 30 Sieve (0.60 mm)	86.8	0	0		% Passing	1	5/21/2014
No. 40 Sieve (0.425 mm)	82.2	0	0		% Passing	1	5/21/2014
No. 50 Sieve (0.30 mm)	73.6	0	0		% Passing	1	5/21/2014
No. 60 Sieve (0.25 mm)	67.5	0	0		% Passing	1	5/21/2014
No. 100 Sieve (0.15 mm)	49.4	0	0		% Passing	1	5/21/2014
No. 200 Sieve (0.075 mm)	17.4	0	0		% Passing	1	5/21/2014
% Gravel	2.54	0	0		% Passing	1	5/21/2014
% Sand	80.1	0	0		% Passing	1	5/21/2014
% Silt, Clay, Colloids	17.4	0	0		% Passing	1	5/21/2014
SEMI-VOLATILE ORGANIC COMPOUNDS			SW8270		Prep Date: 5/20/2014		Analyst: RM

Note: See Qualifiers page for a list of qualifiers and their definitions.

Revision: 1

ALS Group USA, Corp

Date: 19-Jun-14

Client: ECT, Inc
Work Order: 1405785
Project: Stoney-Celeron Sediments 5.13.14
Lab ID: 1405785-08

Client Sample ID: C20
Collection Date: 5/13/2014 10:35:00 AM
Matrix: SEDIMENT

Analyses	Result	Report Limit	MDEQ OP Memo 2 TDL	Qual	Units	Dilution Factor	Date Analyzed
2-Methylnaphthalene	480	330	330		µg/Kg-dry	1	5/21/2014
Acenaphthene	ND	330	330		µg/Kg-dry	1	5/21/2014
Acenaphthylene	3,600	330	330		µg/Kg-dry	1	5/21/2014
Anthracene	4,400	330	330		µg/Kg-dry	1	5/21/2014
Benzo(a)anthracene	18,000	330	330		µg/Kg-dry	10	5/23/2014
Benzo(a)pyrene	17,000	330	330		µg/Kg-dry	10	5/23/2014
Benzo(b)fluoranthene	16,000	330	330		µg/Kg-dry	10	5/23/2014
Benzo(g,h,i)perylene	8,600	330	330		µg/Kg-dry	10	5/23/2014
Benzo(k)fluoranthene	6,200	330	330		µg/Kg-dry	10	5/23/2014
Chrysene	16,000	330	330		µg/Kg-dry	10	5/23/2014
Dibenzo(a,h)anthracene	1,900	330	330		µg/Kg-dry	1	5/21/2014
Fluoranthene	27,000	330	330		µg/Kg-dry	10	5/23/2014
Fluorene	980	330	330		µg/Kg-dry	1	5/21/2014
Indeno(1,2,3-cd)pyrene	9,600	330	330		µg/Kg-dry	10	5/23/2014
Naphthalene	860	330	330		µg/Kg-dry	1	5/21/2014
Phenanthrene	8,700	330	330		µg/Kg-dry	10	5/23/2014
Pyrene	25,000	330	330		µg/Kg-dry	10	5/23/2014
Surr: 2-Fluorobiphenyl	70.0	12-100			%REC	1	5/21/2014
Surr: 4-Terphenyl-d14	103	25-137			%REC	1	5/21/2014
Surr: Nitrobenzene-d5	90.0	37-107			%REC	1	5/21/2014
MOISTURE			A2540 G				Analyst: AT
Moisture	35	0.050	0		% of sample	1	5/16/2014

Note: See Qualifiers page for a list of qualifiers and their definitions.

ALS Group USA, Corp

Date: 19-Jun-14

Client: ECT, Inc
Work Order: 1405785
Project: Stoney-Celeron Sediments 5.13.14
Lab ID: 1405785-09

Client Sample ID: C19
Collection Date: 5/13/2014 10:45:00 AM
Matrix: SEDIMENT

Analyses	Result	Report Limit	MDEQ OP Memo 2 TDL	Qual	Units	Dilution Factor	Date Analyzed
PCBS			SW8082		Prep Date: 5/16/2014		Analyst:
Aroclor 1016	ND	330	330		µg/Kg-dry	1	5/18/2014
Aroclor 1221	ND	330	330		µg/Kg-dry	1	5/18/2014
Aroclor 1232	ND	330	330		µg/Kg-dry	1	5/18/2014
Aroclor 1242	ND	330	330		µg/Kg-dry	1	5/18/2014
Aroclor 1248	ND	330	330		µg/Kg-dry	1	5/18/2014
Aroclor 1254	ND	330	330		µg/Kg-dry	1	5/18/2014
Aroclor 1260	ND	330	330		µg/Kg-dry	1	5/18/2014
PCBs, Total	ND	330	330		µg/Kg-dry	1	5/18/2014
<i>Surr: Decachlorobiphenyl</i>	96.1	40-140			%REC	1	5/18/2014
<i>Surr: Tetrachloro-m-xylene</i>	93.1	45-124			%REC	1	5/18/2014
MERCURY BY CVAA			SW7471		Prep Date: 5/21/2014		Analyst: LR
Mercury	0.086	0.050	0.050		mg/Kg-dry	1	5/21/2014
METALS BY ICP-MS			SW6020A		Prep Date: 5/17/2014		Analyst: ML
Arsenic	4.3	2.1	0.10		mg/Kg-dry	5	5/19/2014
Cadmium	ND	0.84	0.20		mg/Kg-dry	5	5/19/2014
Copper	8.9	2.1	1.0		mg/Kg-dry	5	5/19/2014
Lead	7.6	2.1	1.0		mg/Kg-dry	5	5/19/2014
Selenium	ND	2.1	0.20		mg/Kg-dry	5	5/19/2014
Zinc	41	4.2	1.0		mg/Kg-dry	5	5/19/2014
PARTICLE-SIZE ANALYSIS OF SOILS			D422				Analyst: PEC
3 Inch Sieve	100	0	0		% Passing	1	5/21/2014
1.5 Inch Sieve	100	0	0		% Passing	1	5/21/2014
0.75 Inch Sieve	100	0	0		% Passing	1	5/21/2014
0.375 Inch Sieve	100	0	0		% Passing	1	5/21/2014
No. 4 Sieve (4.75 mm)	100	0	0		% Passing	1	5/21/2014
No. 10 Sieve (2.00 mm)	70.8	0	0		% Passing	1	5/21/2014
No. 16 Sieve (1.18 mm)	67.7	0	0		% Passing	1	5/21/2014
No. 30 Sieve (0.60 mm)	61.8	0	0		% Passing	1	5/21/2014
No. 40 Sieve (0.425 mm)	55.9	0	0		% Passing	1	5/21/2014
No. 50 Sieve (0.30 mm)	45.3	0	0		% Passing	1	5/21/2014
No. 60 Sieve (0.25 mm)	38.8	0	0		% Passing	1	5/21/2014
No. 100 Sieve (0.15 mm)	23.0	0	0		% Passing	1	5/21/2014
No. 200 Sieve (0.075 mm)	8.06	0	0		% Passing	1	5/21/2014
% Gravel	29.2	0	0		% Passing	1	5/21/2014
% Sand	62.8	0	0		% Passing	1	5/21/2014
% Silt, Clay, Colloids	8.06	0	0		% Passing	1	5/21/2014
SEMI-VOLATILE ORGANIC COMPOUNDS			SW8270		Prep Date: 5/20/2014		Analyst: RM

Note: See Qualifiers page for a list of qualifiers and their definitions.

ALS Group USA, Corp

Date: 19-Jun-14

Client: ECT, Inc
Work Order: 1405785
Project: Stoney-Celeron Sediments 5.13.14
Lab ID: 1405785-09

Client Sample ID: C19
Collection Date: 5/13/2014 10:45:00 AM
Matrix: SEDIMENT

Analyses	Result	Report Limit	MDEQ OP Memo 2 TDL	Qual	Units	Dilution Factor	Date Analyzed
2-Methylnaphthalene	ND	330	330		µg/Kg-dry	1	5/21/2014
Acenaphthene	ND	330	330		µg/Kg-dry	1	5/21/2014
Acenaphthylene	710	330	330		µg/Kg-dry	1	5/21/2014
Anthracene	600	330	330		µg/Kg-dry	1	5/21/2014
Benzo(a)anthracene	3,200	330	330		µg/Kg-dry	1	5/21/2014
Benzo(a)pyrene	3,300	330	330		µg/Kg-dry	1	5/21/2014
Benzo(b)fluoranthene	4,100	330	330		µg/Kg-dry	1	5/21/2014
Benzo(g,h,i)perylene	1,400	330	330		µg/Kg-dry	1	5/21/2014
Benzo(k)fluoranthene	1,500	330	330		µg/Kg-dry	1	5/21/2014
Chrysene	2,900	330	330		µg/Kg-dry	1	5/21/2014
Dibenzo(a,h)anthracene	390	330	330		µg/Kg-dry	1	5/21/2014
Fluoranthene	3,800	330	330		µg/Kg-dry	1	5/21/2014
Fluorene	ND	330	330		µg/Kg-dry	1	5/21/2014
Indeno(1,2,3-cd)pyrene	1,600	330	330		µg/Kg-dry	1	5/21/2014
Naphthalene	350	330	330		µg/Kg-dry	1	5/21/2014
Phenanthrene	1,300	330	330		µg/Kg-dry	1	5/21/2014
Pyrene	3,900	330	330		µg/Kg-dry	1	5/21/2014
Surr: 2-Fluorobiphenyl	56.8	12-100			%REC	1	5/21/2014
Surr: 4-Terphenyl-d14	99.3	25-137			%REC	1	5/21/2014
Surr: Nitrobenzene-d5	72.5	37-107			%REC	1	5/21/2014
MOISTURE			A2540 G				Analyst: AT
Moisture	22	0.050	0		% of sample	1	5/16/2014

Note: See Qualifiers page for a list of qualifiers and their definitions.

ALS Group USA, Corp

Date: 19-Jun-14

Client: ECT, Inc
Work Order: 1405785
Project: Stoney-Celeron Sediments 5.13.14
Lab ID: 1405785-10

Client Sample ID: C18
Collection Date: 5/13/2014 10:51:00 AM
Matrix: SEDIMENT

Analyses	Result	Report Limit	MDEQ OP Memo 2 TDL	Qual	Units	Dilution Factor	Date Analyzed
PCBS			SW8082		Prep Date: 5/16/2014		Analyst:
Aroclor 1016	ND	330	330		µg/Kg-dry	1	5/18/2014
Aroclor 1221	ND	330	330		µg/Kg-dry	1	5/18/2014
Aroclor 1232	ND	330	330		µg/Kg-dry	1	5/18/2014
Aroclor 1242	ND	330	330		µg/Kg-dry	1	5/18/2014
Aroclor 1248	ND	330	330		µg/Kg-dry	1	5/18/2014
Aroclor 1254	ND	330	330		µg/Kg-dry	1	5/18/2014
Aroclor 1260	ND	330	330		µg/Kg-dry	1	5/18/2014
PCBs, Total	ND	330	330		µg/Kg-dry	1	5/18/2014
Surr: Decachlorobiphenyl	85.1	40-140			%REC	1	5/18/2014
Surr: Tetrachloro-m-xylene	87.1	45-124			%REC	1	5/18/2014
MERCURY BY CVAA			SW7471		Prep Date: 5/21/2014		Analyst: LR
Mercury	0.28	0.050	0.050		mg/Kg-dry	1	5/21/2014
METALS BY ICP-MS			SW6020A		Prep Date: 5/19/2014		Analyst: ML
Arsenic	3.9	2.7	0.10		mg/Kg-dry	5	5/20/2014
Cadmium	ND	1.1	0.20		mg/Kg-dry	5	5/20/2014
Copper	17	2.7	1.0		mg/Kg-dry	5	5/20/2014
Lead	11	2.7	1.0		mg/Kg-dry	5	5/20/2014
Selenium	ND	2.7	0.20		mg/Kg-dry	5	5/20/2014
Zinc	69	5.5	1.0		mg/Kg-dry	5	5/20/2014
PARTICLE-SIZE ANALYSIS OF SOILS			D422				Analyst: PEC
3 Inch Sieve	100	0	0		% Passing	1	5/21/2014
1.5 Inch Sieve	100	0	0		% Passing	1	5/21/2014
0.75 Inch Sieve	100	0	0		% Passing	1	5/21/2014
0.375 Inch Sieve	100	0	0		% Passing	1	5/21/2014
No. 4 Sieve (4.75 mm)	100	0	0		% Passing	1	5/21/2014
No. 10 Sieve (2.00 mm)	99.5	0	0		% Passing	1	5/21/2014
No. 16 Sieve (1.18 mm)	98.5	0	0		% Passing	1	5/21/2014
No. 30 Sieve (0.60 mm)	94.4	0	0		% Passing	1	5/21/2014
No. 40 Sieve (0.425 mm)	91.1	0	0		% Passing	1	5/21/2014
No. 50 Sieve (0.30 mm)	83.5	0	0		% Passing	1	5/21/2014
No. 60 Sieve (0.25 mm)	78.9	0	0		% Passing	1	5/21/2014
No. 100 Sieve (0.15 mm)	60.8	0	0		% Passing	1	5/21/2014
No. 200 Sieve (0.075 mm)	20.5	0	0		% Passing	1	5/21/2014
% Gravel	0.476	0	0		% Passing	1	5/21/2014
% Sand	79.0	0	0		% Passing	1	5/21/2014
% Silt, Clay, Colloids	20.5	0	0		% Passing	1	5/21/2014
SEMI-VOLATILE ORGANIC COMPOUNDS			SW8270		Prep Date: 5/20/2014		Analyst: RM

Note: See Qualifiers page for a list of qualifiers and their definitions.

Revision: 1

ALS Group USA, Corp

Date: 19-Jun-14

Client: ECT, Inc
Work Order: 1405785
Project: Stoney-Celeron Sediments 5.13.14
Lab ID: 1405785-10

Client Sample ID: C18
Collection Date: 5/13/2014 10:51:00 AM
Matrix: SEDIMENT

Analyses	Result	Report Limit	MDEQ OP Memo 2 TDL	Qual	Units	Dilution Factor	Date Analyzed
2-Methylnaphthalene	ND	330	330		µg/Kg-dry	1	5/21/2014
Acenaphthene	ND	330	330		µg/Kg-dry	1	5/21/2014
Acenaphthylene	1,100	330	330		µg/Kg-dry	1	5/21/2014
Anthracene	1,300	330	330		µg/Kg-dry	1	5/21/2014
Benzo(a)anthracene	6,900	330	330		µg/Kg-dry	10	5/23/2014
Benzo(a)pyrene	7,100	330	330		µg/Kg-dry	10	5/23/2014
Benzo(b)fluoranthene	7,800	330	330		µg/Kg-dry	10	5/23/2014
Benzo(g,h,i)perylene	2,800	330	330		µg/Kg-dry	1	5/21/2014
Benzo(k)fluoranthene	2,900	330	330		µg/Kg-dry	1	5/21/2014
Chrysene	6,600	330	330		µg/Kg-dry	10	5/23/2014
Dibenzo(a,h)anthracene	810	330	330		µg/Kg-dry	1	5/21/2014
Fluoranthene	11,000	330	330		µg/Kg-dry	10	5/23/2014
Fluorene	ND	330	330		µg/Kg-dry	1	5/21/2014
Indeno(1,2,3-cd)pyrene	3,400	330	330		µg/Kg-dry	1	5/21/2014
Naphthalene	390	330	330		µg/Kg-dry	1	5/21/2014
Phenanthrene	3,000	330	330		µg/Kg-dry	1	5/21/2014
Pyrene	7,700	330	330		µg/Kg-dry	10	5/23/2014
Surr: 2-Fluorobiphenyl	63.6	12-100			%REC	1	5/21/2014
Surr: 4-Terphenyl-d14	122	25-137			%REC	1	5/21/2014
Surr: Nitrobenzene-d5	78.4	37-107			%REC	1	5/21/2014
MOISTURE			A2540 G				Analyst: AT
Moisture	31	0.050	0		% of sample	1	5/16/2014

Note: See Qualifiers page for a list of qualifiers and their definitions.

ALS Group USA, Corp

Date: 19-Jun-14

Client: ECT, Inc
Work Order: 1405785
Project: Stoney-Celeron Sediments 5.13.14
Lab ID: 1405785-11

Client Sample ID: C17
Collection Date: 5/13/2014 11:00:00 AM
Matrix: SEDIMENT

Analyses	Result	Report Limit	MDEQ OP Memo 2 TDL	Qual	Units	Dilution Factor	Date Analyzed
PCBS			SW8082		Prep Date: 5/16/2014		Analyst:
Aroclor 1016	ND	330	330		µg/Kg-dry	1	5/18/2014
Aroclor 1221	ND	330	330		µg/Kg-dry	1	5/18/2014
Aroclor 1232	ND	330	330		µg/Kg-dry	1	5/18/2014
Aroclor 1242	ND	330	330		µg/Kg-dry	1	5/18/2014
Aroclor 1248	ND	330	330		µg/Kg-dry	1	5/18/2014
Aroclor 1254	ND	330	330		µg/Kg-dry	1	5/18/2014
Aroclor 1260	ND	330	330		µg/Kg-dry	1	5/18/2014
PCBs, Total	ND	330	330		µg/Kg-dry	1	5/18/2014
Surr: Decachlorobiphenyl	104	40-140			%REC	1	5/18/2014
Surr: Tetrachloro-m-xylene	106	45-124			%REC	1	5/18/2014
MERCURY BY CVAA			SW7471		Prep Date: 5/21/2014		Analyst: LR
Mercury	0.32	0.050	0.050		mg/Kg-dry	1	5/21/2014
METALS BY ICP-MS			SW6020A		Prep Date: 5/19/2014		Analyst: ML
Arsenic	3.6	2.5	0.10		mg/Kg-dry	5	5/20/2014
Cadmium	1.0	1.0	0.20		mg/Kg-dry	5	5/20/2014
Copper	21	2.5	1.0		mg/Kg-dry	5	5/20/2014
Lead	15	2.5	1.0		mg/Kg-dry	5	5/20/2014
Selenium	ND	2.5	0.20		mg/Kg-dry	5	5/20/2014
Zinc	96	5.0	1.0		mg/Kg-dry	5	5/20/2014
PARTICLE-SIZE ANALYSIS OF SOILS			D422				Analyst: PEC
3 Inch Sieve	100	0	0		% Passing	1	5/21/2014
1.5 Inch Sieve	100	0	0		% Passing	1	5/21/2014
0.75 Inch Sieve	100	0	0		% Passing	1	5/21/2014
0.375 Inch Sieve	100	0	0		% Passing	1	5/21/2014
No. 4 Sieve (4.75 mm)	98.8	0	0		% Passing	1	5/21/2014
No. 10 Sieve (2.00 mm)	96.7	0	0		% Passing	1	5/21/2014
No. 16 Sieve (1.18 mm)	92.7	0	0		% Passing	1	5/21/2014
No. 30 Sieve (0.60 mm)	82.7	0	0		% Passing	1	5/21/2014
No. 40 Sieve (0.425 mm)	72.4	0	0		% Passing	1	5/21/2014
No. 50 Sieve (0.30 mm)	55.9	0	0		% Passing	1	5/21/2014
No. 60 Sieve (0.25 mm)	49.2	0	0		% Passing	1	5/21/2014
No. 100 Sieve (0.15 mm)	37.9	0	0		% Passing	1	5/21/2014
No. 200 Sieve (0.075 mm)	12.1	0	0		% Passing	1	5/21/2014
% Gravel	3.28	0	0		% Passing	1	5/21/2014
% Sand	84.7	0	0		% Passing	1	5/21/2014
% Silt, Clay, Colloids	12.1	0	0		% Passing	1	5/21/2014
SEMI-VOLATILE ORGANIC COMPOUNDS			SW8270		Prep Date: 5/20/2014		Analyst: RM

Note: See Qualifiers page for a list of qualifiers and their definitions.

Revision: 1

ALS Group USA, Corp

Date: 19-Jun-14

Client: ECT, Inc
Work Order: 1405785
Project: Stoney-Celeron Sediments 5.13.14
Lab ID: 1405785-11

Client Sample ID: C17
Collection Date: 5/13/2014 11:00:00 AM
Matrix: SEDIMENT

Analyses	Result	Report Limit	MDEQ OP Memo 2 TDL	Qual	Units	Dilution Factor	Date Analyzed
2-Methylnaphthalene	460	330	330		µg/Kg-dry	1	5/21/2014
Acenaphthene	630	330	330		µg/Kg-dry	1	5/21/2014
Acenaphthylene	1,700	330	330		µg/Kg-dry	1	5/21/2014
Anthracene	3,700	330	330		µg/Kg-dry	1	5/21/2014
Benzo(a)anthracene	12,000	330	330		µg/Kg-dry	10	5/23/2014
Benzo(a)pyrene	12,000	330	330		µg/Kg-dry	10	5/23/2014
Benzo(b)fluoranthene	13,000	330	330		µg/Kg-dry	10	5/23/2014
Benzo(g,h,i)perylene	5,100	330	330		µg/Kg-dry	1	5/21/2014
Benzo(k)fluoranthene	4,200	330	330		µg/Kg-dry	1	5/21/2014
Chrysene	11,000	330	330		µg/Kg-dry	10	5/23/2014
Dibenzo(a,h)anthracene	1,500	330	330		µg/Kg-dry	1	5/21/2014
Fluoranthene	19,000	330	330		µg/Kg-dry	10	5/23/2014
Fluorene	920	330	330		µg/Kg-dry	1	5/21/2014
Indeno(1,2,3-cd)pyrene	5,900	330	330		µg/Kg-dry	1	5/21/2014
Naphthalene	1,200	330	330		µg/Kg-dry	1	5/21/2014
Phenanthrene	5,400	330	330		µg/Kg-dry	1	5/21/2014
Pyrene	14,000	330	330		µg/Kg-dry	10	5/23/2014
Surr: 2-Fluorobiphenyl	66.1	12-100			%REC	1	5/21/2014
Surr: 4-Terphenyl-d14	129	25-137			%REC	1	5/21/2014
Surr: Nitrobenzene-d5	81.9	37-107			%REC	1	5/21/2014
MOISTURE			A2540 G				Analyst: AT
Moisture	35	0.050	0		% of sample	1	5/16/2014

Note: See Qualifiers page for a list of qualifiers and their definitions.

ALS Group USA, Corp

Date: 19-Jun-14

Client: ECT, Inc
Work Order: 1405785
Project: Stoney-Celeron Sediments 5.13.14
Lab ID: 1405785-12

Client Sample ID: C14
Collection Date: 5/13/2014 11:10:00 AM
Matrix: SEDIMENT

Analyses	Result	Report Limit	MDEQ OP Memo 2 TDL	Qual	Units	Dilution Factor	Date Analyzed
PCBS			SW8082		Prep Date: 5/19/2014		Analyst: JC
Aroclor 1016	ND	330	330		µg/Kg-dry	1	5/22/2014
Aroclor 1221	ND	330	330		µg/Kg-dry	1	5/22/2014
Aroclor 1232	ND	330	330		µg/Kg-dry	1	5/22/2014
Aroclor 1242	ND	330	330		µg/Kg-dry	1	5/22/2014
Aroclor 1248	ND	330	330		µg/Kg-dry	1	5/22/2014
Aroclor 1254	ND	330	330		µg/Kg-dry	1	5/22/2014
Aroclor 1260	ND	330	330		µg/Kg-dry	1	5/22/2014
PCBs, Total	ND	330	330		µg/Kg-dry	1	5/22/2014
<i>Surr: Decachlorobiphenyl</i>	71.1	40-140			%REC	1	5/22/2014
<i>Surr: Tetrachloro-m-xylene</i>	84.1	45-124			%REC	1	5/22/2014
MERCURY BY CVAA			SW7471		Prep Date: 5/21/2014		Analyst: LR
Mercury	0.23	0.050	0.050		mg/Kg-dry	1	5/21/2014
METALS BY ICP-MS			SW6020A		Prep Date: 5/19/2014		Analyst: ML
Arsenic	4.1	2.8	0.10		mg/Kg-dry	5	5/20/2014
Cadmium	ND	1.1	0.20		mg/Kg-dry	5	5/20/2014
Copper	20	2.8	1.0		mg/Kg-dry	5	5/20/2014
Lead	16	2.8	1.0		mg/Kg-dry	5	5/20/2014
Selenium	ND	2.8	0.20		mg/Kg-dry	5	5/20/2014
Zinc	95	5.7	1.0		mg/Kg-dry	5	5/20/2014
PARTICLE-SIZE ANALYSIS OF SOILS			D422				Analyst: PEC
3 Inch Sieve	100	0	0		% Passing	1	5/21/2014
1.5 Inch Sieve	100	0	0		% Passing	1	5/21/2014
0.75 Inch Sieve	100	0	0		% Passing	1	5/21/2014
0.375 Inch Sieve	100	0	0		% Passing	1	5/21/2014
No. 4 Sieve (4.75 mm)	99.9	0	0		% Passing	1	5/21/2014
No. 10 Sieve (2.00 mm)	97.4	0	0		% Passing	1	5/21/2014
No. 16 Sieve (1.18 mm)	94.5	0	0		% Passing	1	5/21/2014
No. 30 Sieve (0.60 mm)	90.7	0	0		% Passing	1	5/21/2014
No. 40 Sieve (0.425 mm)	87.2	0	0		% Passing	1	5/21/2014
No. 50 Sieve (0.30 mm)	81.2	0	0		% Passing	1	5/21/2014
No. 60 Sieve (0.25 mm)	77.1	0	0		% Passing	1	5/21/2014
No. 100 Sieve (0.15 mm)	55.6	0	0		% Passing	1	5/21/2014
No. 200 Sieve (0.075 mm)	15.3	0	0		% Passing	1	5/21/2014
% Gravel	2.62	0	0		% Passing	1	5/21/2014
% Sand	82.1	0	0		% Passing	1	5/21/2014
% Silt, Clay, Colloids	15.3	0	0		% Passing	1	5/21/2014
SEMI-VOLATILE ORGANIC COMPOUNDS			SW8270		Prep Date: 5/20/2014		Analyst: RM

Note: See Qualifiers page for a list of qualifiers and their definitions.

Revision: 1

ALS Group USA, Corp

Date: 19-Jun-14

Client: ECT, Inc
Work Order: 1405785
Project: Stoney-Celeron Sediments 5.13.14
Lab ID: 1405785-12

Client Sample ID: C14
Collection Date: 5/13/2014 11:10:00 AM
Matrix: SEDIMENT

Analyses	Result	Report Limit	MDEQ OP Memo 2 TDL	Qual	Units	Dilution Factor	Date Analyzed
2-Methylnaphthalene	430	330	330		µg/Kg-dry	1	5/21/2014
Acenaphthene	ND	330	330		µg/Kg-dry	1	5/21/2014
Acenaphthylene	1,700	330	330		µg/Kg-dry	1	5/21/2014
Anthracene	2,300	330	330		µg/Kg-dry	1	5/21/2014
Benzo(a)anthracene	11,000	330	330		µg/Kg-dry	10	5/23/2014
Benzo(a)pyrene	12,000	330	330		µg/Kg-dry	10	5/23/2014
Benzo(b)fluoranthene	11,000	330	330		µg/Kg-dry	10	5/23/2014
Benzo(g,h,i)perylene	5,500	330	330		µg/Kg-dry	1	5/21/2014
Benzo(k)fluoranthene	3,600	330	330		µg/Kg-dry	1	5/21/2014
Chrysene	10,000	330	330		µg/Kg-dry	10	5/23/2014
Dibenzo(a,h)anthracene	1,600	330	330		µg/Kg-dry	1	5/21/2014
Fluoranthene	12,000	330	330		µg/Kg-dry	10	5/23/2014
Fluorene	480	330	330		µg/Kg-dry	1	5/21/2014
Indeno(1,2,3-cd)pyrene	5,900	330	330		µg/Kg-dry	1	5/21/2014
Naphthalene	1,200	330	330		µg/Kg-dry	1	5/21/2014
Phenanthrene	3,700	330	330		µg/Kg-dry	1	5/21/2014
Pyrene	10,000	330	330		µg/Kg-dry	10	5/23/2014
Surr: 2-Fluorobiphenyl	67.0	12-100			%REC	1	5/21/2014
Surr: 4-Terphenyl-d14	137	25-137			%REC	1	5/21/2014
Surr: Nitrobenzene-d5	79.1	37-107			%REC	1	5/21/2014
MOISTURE			A2540 G				Analyst: AT
Moisture	33	0.050	0		% of sample	1	5/16/2014

Note: See Qualifiers page for a list of qualifiers and their definitions.

ALS Group USA, Corp

Date: 19-Jun-14

Client: ECT, Inc
Work Order: 1405785
Project: Stoney-Celeron Sediments 5.13.14
Lab ID: 1405785-13

Client Sample ID: C15
Collection Date: 5/13/2014 11:20:00 AM
Matrix: SEDIMENT

Analyses	Result	Report Limit	MDEQ OP Memo 2 TDL	Qual	Units	Dilution Factor	Date Analyzed
PCBS			SW8082		Prep Date: 5/19/2014		Analyst: JC
Aroclor 1016	ND	330	330		µg/Kg-dry	1	5/22/2014
Aroclor 1221	ND	330	330		µg/Kg-dry	1	5/22/2014
Aroclor 1232	ND	330	330		µg/Kg-dry	1	5/22/2014
Aroclor 1242	ND	330	330		µg/Kg-dry	1	5/22/2014
Aroclor 1248	ND	330	330		µg/Kg-dry	1	5/22/2014
Aroclor 1254	ND	330	330		µg/Kg-dry	1	5/22/2014
Aroclor 1260	ND	330	330		µg/Kg-dry	1	5/22/2014
PCBs, Total	ND	330	330		µg/Kg-dry	1	5/22/2014
<i>Surr: Decachlorobiphenyl</i>	65.1	40-140			%REC	1	5/22/2014
<i>Surr: Tetrachloro-m-xylene</i>	83.1	45-124			%REC	1	5/22/2014
MERCURY BY CVA			SW7471		Prep Date: 5/21/2014		Analyst: LR
Mercury	0.16	0.050	0.050		mg/Kg-dry	1	5/21/2014
METALS BY ICP-MS			SW6020A		Prep Date: 5/19/2014		Analyst: ML
Arsenic	2.8	2.5	0.10		mg/Kg-dry	5	5/20/2014
Cadmium	ND	1.0	0.20		mg/Kg-dry	5	5/20/2014
Copper	12	2.5	1.0		mg/Kg-dry	5	5/20/2014
Lead	9.0	2.5	1.0		mg/Kg-dry	5	5/20/2014
Selenium	2.6	2.5	0.20		mg/Kg-dry	5	5/20/2014
Zinc	65	5.1	1.0		mg/Kg-dry	5	5/20/2014
PARTICLE-SIZE ANALYSIS OF SOILS			D422				Analyst: PEC
3 Inch Sieve	100	0	0		% Passing	1	5/21/2014
1.5 Inch Sieve	100	0	0		% Passing	1	5/21/2014
0.75 Inch Sieve	100	0	0		% Passing	1	5/21/2014
0.375 Inch Sieve	100	0	0		% Passing	1	5/21/2014
No. 4 Sieve (4.75 mm)	98.0	0	0		% Passing	1	5/21/2014
No. 10 Sieve (2.00 mm)	94.3	0	0		% Passing	1	5/21/2014
No. 16 Sieve (1.18 mm)	90.9	0	0		% Passing	1	5/21/2014
No. 30 Sieve (0.60 mm)	86.1	0	0		% Passing	1	5/21/2014
No. 40 Sieve (0.425 mm)	81.8	0	0		% Passing	1	5/21/2014
No. 50 Sieve (0.30 mm)	73.0	0	0		% Passing	1	5/21/2014
No. 60 Sieve (0.25 mm)	66.1	0	0		% Passing	1	5/21/2014
No. 100 Sieve (0.15 mm)	34.4	0	0		% Passing	1	5/21/2014
No. 200 Sieve (0.075 mm)	6.75	0	0		% Passing	1	5/21/2014
% Gravel	5.71	0	0		% Passing	1	5/21/2014
% Sand	87.5	0	0		% Passing	1	5/21/2014
% Silt, Clay, Colloids	6.75	0	0		% Passing	1	5/21/2014
SEMI-VOLATILE ORGANIC COMPOUNDS			SW8270		Prep Date: 5/20/2014		Analyst: RM

Note: See Qualifiers page for a list of qualifiers and their definitions.

Revision: 1

ALS Group USA, Corp

Date: 19-Jun-14

Client: ECT, Inc
Work Order: 1405785
Project: Stoney-Celeron Sediments 5.13.14
Lab ID: 1405785-13

Client Sample ID: C15
Collection Date: 5/13/2014 11:20:00 AM
Matrix: SEDIMENT

Analyses	Result	Report Limit	MDEQ OP Memo 2 TDL	Qual	Units	Dilution Factor	Date Analyzed
2-Methylnaphthalene	380	330	330		µg/Kg-dry	1	5/21/2014
Acenaphthene	ND	330	330		µg/Kg-dry	1	5/21/2014
Acenaphthylene	960	330	330		µg/Kg-dry	1	5/21/2014
Anthracene	1,300	330	330		µg/Kg-dry	1	5/21/2014
Benzo(a)anthracene	4,400	330	330		µg/Kg-dry	1	5/21/2014
Benzo(a)pyrene	4,900	330	330		µg/Kg-dry	1	5/21/2014
Benzo(b)fluoranthene	5,500	330	330		µg/Kg-dry	1	5/21/2014
Benzo(g,h,i)perylene	2,600	330	330		µg/Kg-dry	1	5/21/2014
Benzo(k)fluoranthene	2,200	330	330		µg/Kg-dry	1	5/21/2014
Chrysene	4,500	330	330		µg/Kg-dry	1	5/21/2014
Dibenzo(a,h)anthracene	730	330	330		µg/Kg-dry	1	5/21/2014
Fluoranthene	4,300	330	330		µg/Kg-dry	1	5/21/2014
Fluorene	ND	330	330		µg/Kg-dry	1	5/21/2014
Indeno(1,2,3-cd)pyrene	3,000	330	330		µg/Kg-dry	1	5/21/2014
Naphthalene	690	330	330		µg/Kg-dry	1	5/21/2014
Phenanthrene	2,700	330	330		µg/Kg-dry	1	5/21/2014
Pyrene	5,500	330	330		µg/Kg-dry	1	5/21/2014
Surr: 2-Fluorobiphenyl	72.3	12-100			%REC	1	5/21/2014
Surr: 4-Terphenyl-d14	113	25-137			%REC	1	5/21/2014
Surr: Nitrobenzene-d5	86.7	37-107			%REC	1	5/21/2014
MOISTURE			A2540 G				Analyst: AT
Moisture	31	0.050	0		% of sample	1	5/16/2014

Note: See Qualifiers page for a list of qualifiers and their definitions.

ALS Group USA, Corp

Date: 19-Jun-14

Client: ECT, Inc
Work Order: 1405785
Project: Stoney-Celeron Sediments 5.13.14
Lab ID: 1405785-14

Client Sample ID: C13
Collection Date: 5/13/2014 11:36:00 AM
Matrix: SEDIMENT

Analyses	Result	Report Limit	MDEQ OP Memo 2 TDL	Qual	Units	Dilution Factor	Date Analyzed
PCBS			SW8082		Prep Date: 5/19/2014		Analyst: JC
Aroclor 1016	ND	330	330		µg/Kg-dry	1	5/22/2014
Aroclor 1221	ND	330	330		µg/Kg-dry	1	5/22/2014
Aroclor 1232	ND	330	330		µg/Kg-dry	1	5/22/2014
Aroclor 1242	ND	330	330		µg/Kg-dry	1	5/22/2014
Aroclor 1248	ND	330	330		µg/Kg-dry	1	5/22/2014
Aroclor 1254	ND	330	330		µg/Kg-dry	1	5/22/2014
Aroclor 1260	ND	330	330		µg/Kg-dry	1	5/22/2014
PCBs, Total	ND	330	330		µg/Kg-dry	1	5/22/2014
<i>Surr: Decachlorobiphenyl</i>	110	40-140			%REC	1	5/22/2014
<i>Surr: Tetrachloro-m-xylene</i>	107	45-124			%REC	1	5/22/2014
MERCURY BY CVA			SW7471		Prep Date: 5/21/2014		Analyst: LR
Mercury	0.059	0.050	0.050		mg/Kg-dry	1	5/21/2014
METALS BY ICP-MS			SW6020A		Prep Date: 5/19/2014		Analyst: ML
Arsenic	3.5	2.3	0.10		mg/Kg-dry	5	5/20/2014
Cadmium	ND	0.92	0.20		mg/Kg-dry	5	5/20/2014
Copper	7.9	2.3	1.0		mg/Kg-dry	5	5/20/2014
Lead	7.8	2.3	1.0		mg/Kg-dry	5	5/20/2014
Selenium	ND	2.3	0.20		mg/Kg-dry	5	5/20/2014
Zinc	49	4.6	1.0		mg/Kg-dry	5	5/20/2014
PARTICLE-SIZE ANALYSIS OF SOILS			D422				Analyst: PEC
3 Inch Sieve	100	0	0		% Passing	1	5/21/2014
1.5 Inch Sieve	100	0	0		% Passing	1	5/21/2014
0.75 Inch Sieve	100	0	0		% Passing	1	5/21/2014
0.375 Inch Sieve	100	0	0		% Passing	1	5/21/2014
No. 4 Sieve (4.75 mm)	100	0	0		% Passing	1	5/21/2014
No. 10 Sieve (2.00 mm)	100	0	0		% Passing	1	5/21/2014
No. 16 Sieve (1.18 mm)	99.9	0	0		% Passing	1	5/21/2014
No. 30 Sieve (0.60 mm)	99.6	0	0		% Passing	1	5/21/2014
No. 40 Sieve (0.425 mm)	99.3	0	0		% Passing	1	5/21/2014
No. 50 Sieve (0.30 mm)	98.0	0	0		% Passing	1	5/21/2014
No. 60 Sieve (0.25 mm)	95.1	0	0		% Passing	1	5/21/2014
No. 100 Sieve (0.15 mm)	58.8	0	0		% Passing	1	5/21/2014
No. 200 Sieve (0.075 mm)	1.71	0	0		% Passing	1	5/21/2014
% Gravel	ND	0	0		% Passing	1	5/21/2014
% Sand	98.3	0	0		% Passing	1	5/21/2014
% Silt, Clay, Colloids	1.71	0	0		% Passing	1	5/21/2014
SEMI-VOLATILE ORGANIC COMPOUNDS			SW8270		Prep Date: 5/20/2014		Analyst: RM

Note: See Qualifiers page for a list of qualifiers and their definitions.

Revision: 1

ALS Group USA, Corp

Date: 19-Jun-14

Client: ECT, Inc
Work Order: 1405785
Project: Stoney-Celeron Sediments 5.13.14
Lab ID: 1405785-14

Client Sample ID: C13
Collection Date: 5/13/2014 11:36:00 AM
Matrix: SEDIMENT

Analyses	Result	Report Limit	MDEQ OP Memo 2 TDL	Qual	Units	Dilution Factor	Date Analyzed
2-Methylnaphthalene	ND	330	330		µg/Kg-dry	1	5/21/2014
Acenaphthene	ND	330	330		µg/Kg-dry	1	5/21/2014
Acenaphthylene	ND	330	330		µg/Kg-dry	1	5/21/2014
Anthracene	ND	330	330		µg/Kg-dry	1	5/21/2014
Benzo(a)anthracene	ND	330	330		µg/Kg-dry	1	5/21/2014
Benzo(a)pyrene	ND	330	330		µg/Kg-dry	1	5/21/2014
Benzo(b)fluoranthene	380	330	330		µg/Kg-dry	1	5/21/2014
Benzo(g,h,i)perylene	ND	330	330		µg/Kg-dry	1	5/21/2014
Benzo(k)fluoranthene	ND	330	330		µg/Kg-dry	1	5/21/2014
Chrysene	ND	330	330		µg/Kg-dry	1	5/21/2014
Dibenzo(a,h)anthracene	ND	330	330		µg/Kg-dry	1	5/21/2014
Fluoranthene	440	330	330		µg/Kg-dry	1	5/21/2014
Fluorene	ND	330	330		µg/Kg-dry	1	5/21/2014
Indeno(1,2,3-cd)pyrene	ND	330	330		µg/Kg-dry	1	5/21/2014
Naphthalene	ND	330	330		µg/Kg-dry	1	5/21/2014
Phenanthrene	ND	330	330		µg/Kg-dry	1	5/21/2014
Pyrene	ND	330	330		µg/Kg-dry	1	5/21/2014
Surr: 2-Fluorobiphenyl	61.1	12-100			%REC	1	5/21/2014
Surr: 4-Terphenyl-d14	79.5	25-137			%REC	1	5/21/2014
Surr: Nitrobenzene-d5	94.5	37-107			%REC	1	5/21/2014
MOISTURE			A2540 G				Analyst: AT
Moisture	28	0.050	0		% of sample	1	5/16/2014

Note: See Qualifiers page for a list of qualifiers and their definitions.

ALS Group USA, Corp

Date: 19-Jun-14

Client: ECT, Inc
Work Order: 1405785
Project: Stoney-Celeron Sediments 5.13.14
Lab ID: 1405785-15

Client Sample ID: C12
Collection Date: 5/13/2014 11:45:00 AM
Matrix: SEDIMENT

Analyses	Result	Report Limit	MDEQ OP Memo 2 TDL	Qual	Units	Dilution Factor	Date Analyzed
PCBS			SW8082		Prep Date: 5/19/2014		Analyst: JC
Aroclor 1016	ND	330	330		µg/Kg-dry	1	5/22/2014
Aroclor 1221	ND	330	330		µg/Kg-dry	1	5/22/2014
Aroclor 1232	ND	330	330		µg/Kg-dry	1	5/22/2014
Aroclor 1242	ND	330	330		µg/Kg-dry	1	5/22/2014
Aroclor 1248	ND	330	330		µg/Kg-dry	1	5/22/2014
Aroclor 1254	ND	330	330		µg/Kg-dry	1	5/22/2014
Aroclor 1260	ND	330	330		µg/Kg-dry	1	5/22/2014
PCBs, Total	ND	330	330		µg/Kg-dry	1	5/22/2014
Surr: Decachlorobiphenyl	119	40-140			%REC	1	5/22/2014
Surr: Tetrachloro-m-xylene	82.1	45-124			%REC	1	5/22/2014
MERCURY BY CVA			SW7471		Prep Date: 5/21/2014		Analyst: LR
Mercury	0.17	0.050	0.050		mg/Kg-dry	1	5/21/2014
METALS BY ICP-MS			SW6020A		Prep Date: 5/19/2014		Analyst: ML
Arsenic	ND	2.4	0.10		mg/Kg-dry	5	5/20/2014
Cadmium	ND	0.98	0.20		mg/Kg-dry	5	5/20/2014
Copper	4.4	2.4	1.0		mg/Kg-dry	5	5/20/2014
Lead	5.0	2.4	1.0		mg/Kg-dry	5	5/20/2014
Selenium	ND	2.4	0.20		mg/Kg-dry	5	5/20/2014
Zinc	30	4.9	1.0		mg/Kg-dry	5	5/20/2014
PARTICLE-SIZE ANALYSIS OF SOILS			D422				Analyst: PEC
3 Inch Sieve	100	0	0		% Passing	1	5/21/2014
1.5 Inch Sieve	100	0	0		% Passing	1	5/21/2014
0.75 Inch Sieve	100	0	0		% Passing	1	5/21/2014
0.375 Inch Sieve	100	0	0		% Passing	1	5/21/2014
No. 4 Sieve (4.75 mm)	99.8	0	0		% Passing	1	5/21/2014
No. 10 Sieve (2.00 mm)	97.4	0	0		% Passing	1	5/21/2014
No. 16 Sieve (1.18 mm)	95.4	0	0		% Passing	1	5/21/2014
No. 30 Sieve (0.60 mm)	89.8	0	0		% Passing	1	5/21/2014
No. 40 Sieve (0.425 mm)	83.0	0	0		% Passing	1	5/21/2014
No. 50 Sieve (0.30 mm)	69.5	0	0		% Passing	1	5/21/2014
No. 60 Sieve (0.25 mm)	61.9	0	0		% Passing	1	5/21/2014
No. 100 Sieve (0.15 mm)	33.9	0	0		% Passing	1	5/21/2014
No. 200 Sieve (0.075 mm)	6.72	0	0		% Passing	1	5/21/2014
% Gravel	2.56	0	0		% Passing	1	5/21/2014
% Sand	90.7	0	0		% Passing	1	5/21/2014
% Silt, Clay, Colloids	6.72	0	0		% Passing	1	5/21/2014
SEMI-VOLATILE ORGANIC COMPOUNDS			SW8270		Prep Date: 5/20/2014		Analyst: RM

Note: See Qualifiers page for a list of qualifiers and their definitions.

Revision: 1

ALS Group USA, Corp

Date: 19-Jun-14

Client: ECT, Inc
Work Order: 1405785
Project: Stoney-Celeron Sediments 5.13.14
Lab ID: 1405785-15

Client Sample ID: C12
Collection Date: 5/13/2014 11:45:00 AM
Matrix: SEDIMENT

Analyses	Result	Report Limit	MDEQ OP Memo 2 TDL	Qual	Units	Dilution Factor	Date Analyzed
2-Methylnaphthalene	ND	330	330		µg/Kg-dry	1	5/21/2014
Acenaphthene	ND	330	330		µg/Kg-dry	1	5/21/2014
Acenaphthylene	830	330	330		µg/Kg-dry	1	5/21/2014
Anthracene	720	330	330		µg/Kg-dry	1	5/21/2014
Benzo(a)anthracene	3,600	330	330		µg/Kg-dry	1	5/21/2014
Benzo(a)pyrene	3,800	330	330		µg/Kg-dry	1	5/21/2014
Benzo(b)fluoranthene	4,400	330	330		µg/Kg-dry	1	5/21/2014
Benzo(g,h,i)perylene	1,800	330	330		µg/Kg-dry	1	5/21/2014
Benzo(k)fluoranthene	1,700	330	330		µg/Kg-dry	1	5/21/2014
Chrysene	3,700	330	330		µg/Kg-dry	1	5/21/2014
Dibenzo(a,h)anthracene	490	330	330		µg/Kg-dry	1	5/21/2014
Fluoranthene	3,600	330	330		µg/Kg-dry	1	5/21/2014
Fluorene	ND	330	330		µg/Kg-dry	1	5/21/2014
Indeno(1,2,3-cd)pyrene	2,100	330	330		µg/Kg-dry	1	5/21/2014
Naphthalene	410	330	330		µg/Kg-dry	1	5/21/2014
Phenanthrene	1,300	330	330		µg/Kg-dry	1	5/21/2014
Pyrene	4,400	330	330		µg/Kg-dry	1	5/21/2014
Surr: 2-Fluorobiphenyl	75.8	12-100			%REC	1	5/21/2014
Surr: 4-Terphenyl-d14	120	25-137			%REC	1	5/21/2014
Surr: Nitrobenzene-d5	81.8	37-107			%REC	1	5/21/2014
MOISTURE			A2540 G				Analyst: AT
Moisture	28	0.050	0		% of sample	1	5/16/2014

Note: See Qualifiers page for a list of qualifiers and their definitions.

ALS Group USA, Corp

Date: 19-Jun-14

Client: ECT, Inc
Work Order: 1405785
Project: Stoney-Celeron Sediments 5.13.14
Lab ID: 1405785-16

Client Sample ID: CN1
Collection Date: 5/13/2014 12:53:00 PM
Matrix: SEDIMENT

Analyses	Result	Report Limit	MDEQ OP Memo 2 TDL	Qual	Units	Dilution Factor	Date Analyzed
PCBS			SW8082		Prep Date: 5/19/2014		Analyst: JC
Aroclor 1016	ND	330	330		µg/Kg-dry	1	5/22/2014
Aroclor 1221	ND	330	330		µg/Kg-dry	1	5/22/2014
Aroclor 1232	ND	330	330		µg/Kg-dry	1	5/22/2014
Aroclor 1242	ND	330	330		µg/Kg-dry	1	5/22/2014
Aroclor 1248	ND	330	330		µg/Kg-dry	1	5/22/2014
Aroclor 1254	ND	330	330		µg/Kg-dry	1	5/22/2014
Aroclor 1260	ND	330	330		µg/Kg-dry	1	5/22/2014
PCBs, Total	ND	330	330		µg/Kg-dry	1	5/22/2014
<i>Surr: Decachlorobiphenyl</i>	81.1	40-140			%REC	1	5/22/2014
<i>Surr: Tetrachloro-m-xylene</i>	91.1	45-124			%REC	1	5/22/2014
MERCURY BY CVAA			SW7471		Prep Date: 5/21/2014		Analyst: LR
Mercury	ND	0.050	0.050		mg/Kg-dry	1	5/21/2014
METALS BY ICP-MS			SW6020A		Prep Date: 5/19/2014		Analyst: ML
Arsenic	2.2	2.0	0.10		mg/Kg-dry	5	5/20/2014
Cadmium	ND	0.79	0.20		mg/Kg-dry	5	5/20/2014
Copper	3.1	2.0	1.0		mg/Kg-dry	5	5/20/2014
Lead	5.4	2.0	1.0		mg/Kg-dry	5	5/20/2014
Selenium	ND	2.0	0.20		mg/Kg-dry	5	5/20/2014
Zinc	25	4.0	1.0		mg/Kg-dry	5	5/20/2014
PARTICLE-SIZE ANALYSIS OF SOILS			D422				Analyst: PEC
3 Inch Sieve	100	0	0		% Passing	1	5/21/2014
1.5 Inch Sieve	100	0	0		% Passing	1	5/21/2014
0.75 Inch Sieve	100	0	0		% Passing	1	5/21/2014
0.375 Inch Sieve	80.8	0	0		% Passing	1	5/21/2014
No. 4 Sieve (4.75 mm)	66.9	0	0		% Passing	1	5/21/2014
No. 10 Sieve (2.00 mm)	57.0	0	0		% Passing	1	5/21/2014
No. 16 Sieve (1.18 mm)	49.0	0	0		% Passing	1	5/21/2014
No. 30 Sieve (0.60 mm)	33.4	0	0		% Passing	1	5/21/2014
No. 40 Sieve (0.425 mm)	23.2	0	0		% Passing	1	5/21/2014
No. 50 Sieve (0.30 mm)	14.2	0	0		% Passing	1	5/21/2014
No. 60 Sieve (0.25 mm)	10.5	0	0		% Passing	1	5/21/2014
No. 100 Sieve (0.15 mm)	2.53	0	0		% Passing	1	5/21/2014
No. 200 Sieve (0.075 mm)	1.14	0	0		% Passing	1	5/21/2014
% Gravel	43.0	0	0		% Passing	1	5/21/2014
% Sand	55.9	0	0		% Passing	1	5/21/2014
% Silt, Clay, Colloids	1.14	0	0		% Passing	1	5/21/2014
SEMI-VOLATILE ORGANIC COMPOUNDS			SW8270		Prep Date: 5/20/2014		Analyst: RM

Note: See Qualifiers page for a list of qualifiers and their definitions.

Revision: 1

ALS Group USA, Corp

Date: 19-Jun-14

Client: ECT, Inc
Work Order: 1405785
Project: Stoney-Celeron Sediments 5.13.14
Lab ID: 1405785-16

Client Sample ID: CN1
Collection Date: 5/13/2014 12:53:00 PM
Matrix: SEDIMENT

Analyses	Result	Report Limit	MDEQ OP Memo 2 TDL	Qual	Units	Dilution Factor	Date Analyzed
2-Methylnaphthalene	ND	330	330		µg/Kg-dry	1	5/21/2014
Acenaphthene	ND	330	330		µg/Kg-dry	1	5/21/2014
Acenaphthylene	ND	330	330		µg/Kg-dry	1	5/21/2014
Anthracene	ND	330	330		µg/Kg-dry	1	5/21/2014
Benzo(a)anthracene	ND	330	330		µg/Kg-dry	1	5/21/2014
Benzo(a)pyrene	ND	330	330		µg/Kg-dry	1	5/21/2014
Benzo(b)fluoranthene	ND	330	330		µg/Kg-dry	1	5/21/2014
Benzo(g,h,i)perylene	ND	330	330		µg/Kg-dry	1	5/21/2014
Benzo(k)fluoranthene	ND	330	330		µg/Kg-dry	1	5/21/2014
Chrysene	ND	330	330		µg/Kg-dry	1	5/21/2014
Dibenzo(a,h)anthracene	ND	330	330		µg/Kg-dry	1	5/21/2014
Fluoranthene	ND	330	330		µg/Kg-dry	1	5/21/2014
Fluorene	ND	330	330		µg/Kg-dry	1	5/21/2014
Indeno(1,2,3-cd)pyrene	ND	330	330		µg/Kg-dry	1	5/21/2014
Naphthalene	ND	330	330		µg/Kg-dry	1	5/21/2014
Phenanthrene	ND	330	330		µg/Kg-dry	1	5/21/2014
Pyrene	ND	330	330		µg/Kg-dry	1	5/21/2014
Surr: 2-Fluorobiphenyl	58.6	12-100			%REC	1	5/21/2014
Surr: 4-Terphenyl-d14	115	25-137			%REC	1	5/21/2014
Surr: Nitrobenzene-d5	78.2	37-107			%REC	1	5/21/2014
MOISTURE			A2540 G				Analyst: AT
Moisture	18	0.050	0		% of sample	1	5/16/2014

Note: See Qualifiers page for a list of qualifiers and their definitions.

ALS Group USA, Corp

Date: 19-Jun-14

Client: ECT, Inc
Work Order: 1405785
Project: Stoney-Celeron Sediments 5.13.14
Lab ID: 1405785-17

Client Sample ID: CN2
Collection Date: 5/13/2014 1:00:00 PM
Matrix: SEDIMENT

Analyses	Result	Report Limit	MDEQ OP Memo 2 TDL	Qual	Units	Dilution Factor	Date Analyzed
PCBS			SW8082		Prep Date: 5/19/2014		Analyst: JC
Aroclor 1016	ND	330	330		µg/Kg-dry	1	5/22/2014
Aroclor 1221	ND	330	330		µg/Kg-dry	1	5/22/2014
Aroclor 1232	ND	330	330		µg/Kg-dry	1	5/22/2014
Aroclor 1242	ND	330	330		µg/Kg-dry	1	5/22/2014
Aroclor 1248	ND	330	330		µg/Kg-dry	1	5/22/2014
Aroclor 1254	ND	330	330		µg/Kg-dry	1	5/22/2014
Aroclor 1260	ND	330	330		µg/Kg-dry	1	5/22/2014
PCBs, Total	ND	330	330		µg/Kg-dry	1	5/22/2014
<i>Surr: Decachlorobiphenyl</i>	119	40-140			%REC	1	5/22/2014
<i>Surr: Tetrachloro-m-xylene</i>	98.1	45-124			%REC	1	5/22/2014
MERCURY BY CVAA			SW7471		Prep Date: 5/21/2014		Analyst: LR
Mercury	ND	0.050	0.050		mg/Kg-dry	1	5/21/2014
METALS BY ICP-MS			SW6020A		Prep Date: 5/19/2014		Analyst: ML
Arsenic	ND	2.0	0.10		mg/Kg-dry	5	5/20/2014
Cadmium	ND	0.81	0.20		mg/Kg-dry	5	5/20/2014
Copper	ND	2.0	1.0		mg/Kg-dry	5	5/20/2014
Lead	4.2	2.0	1.0		mg/Kg-dry	5	5/20/2014
Selenium	ND	2.0	0.20		mg/Kg-dry	5	5/20/2014
Zinc	20	4.1	1.0		mg/Kg-dry	5	5/20/2014
PARTICLE-SIZE ANALYSIS OF SOILS			D422				Analyst: PEC
3 Inch Sieve	100	0	0		% Passing	1	5/21/2014
1.5 Inch Sieve	100	0	0		% Passing	1	5/21/2014
0.75 Inch Sieve	100	0	0		% Passing	1	5/21/2014
0.375 Inch Sieve	100	0	0		% Passing	1	5/21/2014
No. 4 Sieve (4.75 mm)	86.5	0	0		% Passing	1	5/21/2014
No. 10 Sieve (2.00 mm)	80.8	0	0		% Passing	1	5/21/2014
No. 16 Sieve (1.18 mm)	74.6	0	0		% Passing	1	5/21/2014
No. 30 Sieve (0.60 mm)	58.2	0	0		% Passing	1	5/21/2014
No. 40 Sieve (0.425 mm)	39.3	0	0		% Passing	1	5/21/2014
No. 50 Sieve (0.30 mm)	14.4	0	0		% Passing	1	5/21/2014
No. 60 Sieve (0.25 mm)	7.22	0	0		% Passing	1	5/21/2014
No. 100 Sieve (0.15 mm)	1.20	0	0		% Passing	1	5/21/2014
No. 200 Sieve (0.075 mm)	0.185	0	0		% Passing	1	5/21/2014
% Gravel	19.2	0	0		% Passing	1	5/21/2014
% Sand	80.6	0	0		% Passing	1	5/21/2014
% Silt, Clay, Colloids	0.185	0	0		% Passing	1	5/21/2014
SEMI-VOLATILE ORGANIC COMPOUNDS			SW8270		Prep Date: 5/20/2014		Analyst: RM

Note: See Qualifiers page for a list of qualifiers and their definitions.

Revision: 1

ALS Group USA, Corp

Date: 19-Jun-14

Client: ECT, Inc
Work Order: 1405785
Project: Stoney-Celeron Sediments 5.13.14
Lab ID: 1405785-17

Client Sample ID: CN2
Collection Date: 5/13/2014 1:00:00 PM
Matrix: SEDIMENT

Analyses	Result	Report Limit	MDEQ OP Memo 2 TDL	Qual	Units	Dilution Factor	Date Analyzed
2-Methylnaphthalene	ND	330	330		µg/Kg-dry	1	5/21/2014
Acenaphthene	ND	330	330		µg/Kg-dry	1	5/21/2014
Acenaphthylene	ND	330	330		µg/Kg-dry	1	5/21/2014
Anthracene	ND	330	330		µg/Kg-dry	1	5/21/2014
Benzo(a)anthracene	ND	330	330		µg/Kg-dry	1	5/21/2014
Benzo(a)pyrene	ND	330	330		µg/Kg-dry	1	5/21/2014
Benzo(b)fluoranthene	ND	330	330		µg/Kg-dry	1	5/21/2014
Benzo(g,h,i)perylene	ND	330	330		µg/Kg-dry	1	5/21/2014
Benzo(k)fluoranthene	ND	330	330		µg/Kg-dry	1	5/21/2014
Chrysene	ND	330	330		µg/Kg-dry	1	5/21/2014
Dibenzo(a,h)anthracene	ND	330	330		µg/Kg-dry	1	5/21/2014
Fluoranthene	ND	330	330		µg/Kg-dry	1	5/21/2014
Fluorene	ND	330	330		µg/Kg-dry	1	5/21/2014
Indeno(1,2,3-cd)pyrene	ND	330	330		µg/Kg-dry	1	5/21/2014
Naphthalene	ND	330	330		µg/Kg-dry	1	5/21/2014
Phenanthrene	ND	330	330		µg/Kg-dry	1	5/21/2014
Pyrene	ND	330	330		µg/Kg-dry	1	5/21/2014
Surr: 2-Fluorobiphenyl	64.4	12-100			%REC	1	5/21/2014
Surr: 4-Terphenyl-d14	103	25-137			%REC	1	5/21/2014
Surr: Nitrobenzene-d5	95.9	37-107			%REC	1	5/21/2014
MOISTURE			A2540 G				Analyst: AT
Moisture	18	0.050	0		% of sample	1	5/16/2014

Note: See Qualifiers page for a list of qualifiers and their definitions.

ALS Group USA, Corp

Date: 19-Jun-14

Client: ECT, Inc
Work Order: 1405785
Project: Stoney-Celeron Sediments 5.13.14
Lab ID: 1405785-18

Client Sample ID: CN3
Collection Date: 5/13/2014 1:10:00 PM
Matrix: SEDIMENT

Analyses	Result	Report Limit	MDEQ OP Memo 2 TDL	Qual	Units	Dilution Factor	Date Analyzed
PCBS			SW8082		Prep Date: 5/19/2014		Analyst: JC
Aroclor 1016	ND	330	330		µg/Kg-dry	1	5/22/2014
Aroclor 1221	ND	330	330		µg/Kg-dry	1	5/22/2014
Aroclor 1232	ND	330	330		µg/Kg-dry	1	5/22/2014
Aroclor 1242	ND	330	330		µg/Kg-dry	1	5/22/2014
Aroclor 1248	ND	330	330		µg/Kg-dry	1	5/22/2014
Aroclor 1254	ND	330	330		µg/Kg-dry	1	5/22/2014
Aroclor 1260	ND	330	330		µg/Kg-dry	1	5/22/2014
PCBs, Total	ND	330	330		µg/Kg-dry	1	5/22/2014
<i>Surr: Decachlorobiphenyl</i>	100	40-140			%REC	1	5/22/2014
<i>Surr: Tetrachloro-m-xylene</i>	89.1	45-124			%REC	1	5/22/2014
MERCURY BY CVAA			SW7471		Prep Date: 5/21/2014		Analyst: LR
Mercury	ND	0.050	0.050		mg/Kg-dry	1	5/21/2014
METALS BY ICP-MS			SW6020A		Prep Date: 5/19/2014		Analyst: ML
Arsenic	ND	2.5	0.10		mg/Kg-dry	5	5/20/2014
Cadmium	ND	1.0	0.20		mg/Kg-dry	5	5/20/2014
Copper	3.6	2.5	1.0		mg/Kg-dry	5	5/20/2014
Lead	4.4	2.5	1.0		mg/Kg-dry	5	5/20/2014
Selenium	ND	2.5	0.20		mg/Kg-dry	5	5/20/2014
Zinc	20	5.1	1.0		mg/Kg-dry	5	5/20/2014
PARTICLE-SIZE ANALYSIS OF SOILS			D422				Analyst: PEC
3 Inch Sieve	100	0	0		% Passing	1	5/21/2014
1.5 Inch Sieve	100	0	0		% Passing	1	5/21/2014
0.75 Inch Sieve	100	0	0		% Passing	1	5/21/2014
0.375 Inch Sieve	100	0	0		% Passing	1	5/21/2014
No. 4 Sieve (4.75 mm)	99.8	0	0		% Passing	1	5/21/2014
No. 10 Sieve (2.00 mm)	98.0	0	0		% Passing	1	5/21/2014
No. 16 Sieve (1.18 mm)	94.9	0	0		% Passing	1	5/21/2014
No. 30 Sieve (0.60 mm)	83.7	0	0		% Passing	1	5/21/2014
No. 40 Sieve (0.425 mm)	68.4	0	0		% Passing	1	5/21/2014
No. 50 Sieve (0.30 mm)	30.0	0	0		% Passing	1	5/21/2014
No. 60 Sieve (0.25 mm)	13.6	0	0		% Passing	1	5/21/2014
No. 100 Sieve (0.15 mm)	4.01	0	0		% Passing	1	5/21/2014
No. 200 Sieve (0.075 mm)	2.06	0	0		% Passing	1	5/21/2014
% Gravel	1.95	0	0		% Passing	1	5/21/2014
% Sand	96.0	0	0		% Passing	1	5/21/2014
% Silt, Clay, Colloids	2.06	0	0		% Passing	1	5/21/2014
SEMI-VOLATILE ORGANIC COMPOUNDS			SW8270		Prep Date: 5/20/2014		Analyst: RM

Note: See Qualifiers page for a list of qualifiers and their definitions.

Revision: 1

ALS Group USA, Corp

Date: 19-Jun-14

Client: ECT, Inc
Work Order: 1405785
Project: Stoney-Celeron Sediments 5.13.14
Lab ID: 1405785-18

Client Sample ID: CN3
Collection Date: 5/13/2014 1:10:00 PM
Matrix: SEDIMENT

Analyses	Result	Report Limit	MDEQ OP Memo 2 TDL	Qual	Units	Dilution Factor	Date Analyzed
2-Methylnaphthalene	ND	330	330		µg/Kg-dry	1	5/21/2014
Acenaphthene	ND	330	330		µg/Kg-dry	1	5/21/2014
Acenaphthylene	ND	330	330		µg/Kg-dry	1	5/21/2014
Anthracene	ND	330	330		µg/Kg-dry	1	5/21/2014
Benzo(a)anthracene	ND	330	330		µg/Kg-dry	1	5/21/2014
Benzo(a)pyrene	ND	330	330		µg/Kg-dry	1	5/21/2014
Benzo(b)fluoranthene	350	330	330		µg/Kg-dry	1	5/21/2014
Benzo(g,h,i)perylene	ND	330	330		µg/Kg-dry	1	5/21/2014
Benzo(k)fluoranthene	ND	330	330		µg/Kg-dry	1	5/21/2014
Chrysene	ND	330	330		µg/Kg-dry	1	5/21/2014
Dibenzo(a,h)anthracene	ND	330	330		µg/Kg-dry	1	5/21/2014
Fluoranthene	ND	330	330		µg/Kg-dry	1	5/21/2014
Fluorene	ND	330	330		µg/Kg-dry	1	5/21/2014
Indeno(1,2,3-cd)pyrene	ND	330	330		µg/Kg-dry	1	5/21/2014
Naphthalene	ND	330	330		µg/Kg-dry	1	5/21/2014
Phenanthrene	ND	330	330		µg/Kg-dry	1	5/21/2014
Pyrene	ND	330	330		µg/Kg-dry	1	5/21/2014
Surr: 2-Fluorobiphenyl	63.8	12-100			%REC	1	5/21/2014
Surr: 4-Terphenyl-d14	93.1	25-137			%REC	1	5/21/2014
Surr: Nitrobenzene-d5	92.5	37-107			%REC	1	5/21/2014
MOISTURE			A2540 G				Analyst: AT
Moisture	23	0.050	0		% of sample	1	5/16/2014

Note: See Qualifiers page for a list of qualifiers and their definitions.

ALS Group USA, Corp

Date: 19-Jun-14

Client: ECT, Inc
Work Order: 1405785
Project: Stoney-Celeron Sediments 5.13.14
Lab ID: 1405785-19

Client Sample ID: C11
Collection Date: 5/13/2014 1:21:00 PM
Matrix: SEDIMENT

Analyses	Result	Report Limit	MDEQ OP Memo 2 TDL	Qual	Units	Dilution Factor	Date Analyzed
PCBS			SW8082		Prep Date: 5/19/2014		Analyst: JC
Aroclor 1016	ND	330	330		µg/Kg-dry	1	5/22/2014
Aroclor 1221	ND	330	330		µg/Kg-dry	1	5/22/2014
Aroclor 1232	ND	330	330		µg/Kg-dry	1	5/22/2014
Aroclor 1242	ND	330	330		µg/Kg-dry	1	5/22/2014
Aroclor 1248	ND	330	330		µg/Kg-dry	1	5/22/2014
Aroclor 1254	ND	330	330		µg/Kg-dry	1	5/22/2014
Aroclor 1260	ND	330	330		µg/Kg-dry	1	5/22/2014
PCBs, Total	ND	330	330		µg/Kg-dry	1	5/22/2014
<i>Surr: Decachlorobiphenyl</i>	115	40-140			%REC	1	5/22/2014
<i>Surr: Tetrachloro-m-xylene</i>	115	45-124			%REC	1	5/22/2014
MERCURY BY CVAA			SW7471		Prep Date: 5/21/2014		Analyst: LR
Mercury	0.16	0.050	0.050		mg/Kg-dry	1	5/21/2014
METALS BY ICP-MS			SW6020A		Prep Date: 5/19/2014		Analyst: ML
Arsenic	ND	2.8	0.10		mg/Kg-dry	5	5/20/2014
Cadmium	ND	1.1	0.20		mg/Kg-dry	5	5/20/2014
Copper	9.9	2.8	1.0		mg/Kg-dry	5	5/20/2014
Lead	10	2.8	1.0		mg/Kg-dry	5	5/20/2014
Selenium	ND	2.8	0.20		mg/Kg-dry	5	5/20/2014
Zinc	64	5.6	1.0		mg/Kg-dry	5	5/20/2014
PARTICLE-SIZE ANALYSIS OF SOILS			D422				Analyst: PEC
3 Inch Sieve	100	0	0		% Passing	1	5/21/2014
1.5 Inch Sieve	100	0	0		% Passing	1	5/21/2014
0.75 Inch Sieve	100	0	0		% Passing	1	5/21/2014
0.375 Inch Sieve	100	0	0		% Passing	1	5/21/2014
No. 4 Sieve (4.75 mm)	99.9	0	0		% Passing	1	5/21/2014
No. 10 Sieve (2.00 mm)	99.7	0	0		% Passing	1	5/21/2014
No. 16 Sieve (1.18 mm)	99.2	0	0		% Passing	1	5/21/2014
No. 30 Sieve (0.60 mm)	98.1	0	0		% Passing	1	5/21/2014
No. 40 Sieve (0.425 mm)	96.8	0	0		% Passing	1	5/21/2014
No. 50 Sieve (0.30 mm)	95.0	0	0		% Passing	1	5/21/2014
No. 60 Sieve (0.25 mm)	93.6	0	0		% Passing	1	5/21/2014
No. 100 Sieve (0.15 mm)	79.6	0	0		% Passing	1	5/21/2014
No. 200 Sieve (0.075 mm)	6.04	0	0		% Passing	1	5/21/2014
% Gravel	0.318	0	0		% Passing	1	5/21/2014
% Sand	93.6	0	0		% Passing	1	5/21/2014
% Silt, Clay, Colloids	6.04	0	0		% Passing	1	5/21/2014
SEMI-VOLATILE ORGANIC COMPOUNDS			SW8270		Prep Date: 5/20/2014		Analyst: RM

Note: See Qualifiers page for a list of qualifiers and their definitions.

Revision: 1

ALS Group USA, Corp

Date: 19-Jun-14

Client: ECT, Inc
Work Order: 1405785
Project: Stoney-Celeron Sediments 5.13.14
Lab ID: 1405785-19

Client Sample ID: C11
Collection Date: 5/13/2014 1:21:00 PM
Matrix: SEDIMENT

Analyses	Result	Report Limit	MDEQ OP Memo 2 TDL	Qual	Units	Dilution Factor	Date Analyzed
2-Methylnaphthalene	ND	330	330		µg/Kg-dry	1	5/21/2014
Acenaphthene	ND	330	330		µg/Kg-dry	1	5/21/2014
Acenaphthylene	700	330	330		µg/Kg-dry	1	5/21/2014
Anthracene	820	330	330		µg/Kg-dry	1	5/21/2014
Benzo(a)anthracene	2,800	330	330		µg/Kg-dry	1	5/21/2014
Benzo(a)pyrene	2,600	330	330		µg/Kg-dry	1	5/21/2014
Benzo(b)fluoranthene	2,900	330	330		µg/Kg-dry	1	5/21/2014
Benzo(g,h,i)perylene	1,200	330	330		µg/Kg-dry	1	5/21/2014
Benzo(k)fluoranthene	990	330	330		µg/Kg-dry	1	5/21/2014
Chrysene	2,800	330	330		µg/Kg-dry	1	5/21/2014
Dibenzo(a,h)anthracene	ND	330	330		µg/Kg-dry	1	5/21/2014
Fluoranthene	2,800	330	330		µg/Kg-dry	1	5/21/2014
Fluorene	ND	330	330		µg/Kg-dry	1	5/21/2014
Indeno(1,2,3-cd)pyrene	1,400	330	330		µg/Kg-dry	1	5/21/2014
Naphthalene	520	330	330		µg/Kg-dry	1	5/21/2014
Phenanthrene	1,600	330	330		µg/Kg-dry	1	5/21/2014
Pyrene	2,800	330	330		µg/Kg-dry	1	5/21/2014
Surr: 2-Fluorobiphenyl	80.2	12-100			%REC	1	5/21/2014
Surr: 4-Terphenyl-d14	101	25-137			%REC	1	5/21/2014
Surr: Nitrobenzene-d5	93.4	37-107			%REC	1	5/21/2014
MOISTURE			A2540 G				Analyst: AT
Moisture	31	0.050	0		% of sample	1	5/16/2014

Note: See Qualifiers page for a list of qualifiers and their definitions.

ALS Group USA, Corp

Date: 19-Jun-14

Client: ECT, Inc
Work Order: 1405785
Project: Stoney-Celeron Sediments 5.13.14
Lab ID: 1405785-20

Client Sample ID: C10
Collection Date: 5/13/2014 1:30:00 PM
Matrix: SEDIMENT

Analyses	Result	Report Limit	MDEQ OP Memo 2 TDL	Qual	Units	Dilution Factor	Date Analyzed
PCBS			SW8082		Prep Date: 5/19/2014		Analyst: JC
Aroclor 1016	ND	330	330		µg/Kg-dry	1	5/22/2014
Aroclor 1221	ND	330	330		µg/Kg-dry	1	5/22/2014
Aroclor 1232	ND	330	330		µg/Kg-dry	1	5/22/2014
Aroclor 1242	ND	330	330		µg/Kg-dry	1	5/22/2014
Aroclor 1248	ND	330	330		µg/Kg-dry	1	5/22/2014
Aroclor 1254	ND	330	330		µg/Kg-dry	1	5/22/2014
Aroclor 1260	ND	330	330		µg/Kg-dry	1	5/22/2014
PCBs, Total	ND	330	330		µg/Kg-dry	1	5/22/2014
<i>Surr: Decachlorobiphenyl</i>	128	40-140			%REC	1	5/22/2014
<i>Surr: Tetrachloro-m-xylene</i>	92.1	45-124			%REC	1	5/22/2014
MERCURY BY CVAA			SW7471		Prep Date: 5/21/2014		Analyst: LR
Mercury	0.064	0.050	0.050		mg/Kg-dry	1	5/21/2014
METALS BY ICP-MS			SW6020A		Prep Date: 5/19/2014		Analyst: ML
Arsenic	ND	2.2	0.10		mg/Kg-dry	5	5/20/2014
Cadmium	ND	0.88	0.20		mg/Kg-dry	5	5/20/2014
Copper	2.6	2.2	1.0		mg/Kg-dry	5	5/20/2014
Lead	4.7	2.2	1.0		mg/Kg-dry	5	5/20/2014
Selenium	ND	2.2	0.20		mg/Kg-dry	5	5/20/2014
Zinc	25	4.4	1.0		mg/Kg-dry	5	5/20/2014
PARTICLE-SIZE ANALYSIS OF SOILS			D422				Analyst: PEC
3 Inch Sieve	100	0	0		% Passing	1	5/21/2014
1.5 Inch Sieve	100	0	0		% Passing	1	5/21/2014
0.75 Inch Sieve	100	0	0		% Passing	1	5/21/2014
0.375 Inch Sieve	100	0	0		% Passing	1	5/21/2014
No. 4 Sieve (4.75 mm)	100	0	0		% Passing	1	5/21/2014
No. 10 Sieve (2.00 mm)	99.9	0	0		% Passing	1	5/21/2014
No. 16 Sieve (1.18 mm)	99.8	0	0		% Passing	1	5/21/2014
No. 30 Sieve (0.60 mm)	99.6	0	0		% Passing	1	5/21/2014
No. 40 Sieve (0.425 mm)	99.4	0	0		% Passing	1	5/21/2014
No. 50 Sieve (0.30 mm)	98.9	0	0		% Passing	1	5/21/2014
No. 60 Sieve (0.25 mm)	96.0	0	0		% Passing	1	5/21/2014
No. 100 Sieve (0.15 mm)	16.7	0	0		% Passing	1	5/21/2014
No. 200 Sieve (0.075 mm)	1.11	0	0		% Passing	1	5/21/2014
% Gravel	0.101	0	0		% Passing	1	5/21/2014
% Sand	98.8	0	0		% Passing	1	5/21/2014
% Silt, Clay, Colloids	1.11	0	0		% Passing	1	5/21/2014
SEMI-VOLATILE ORGANIC COMPOUNDS			SW8270		Prep Date: 5/20/2014		Analyst: RM

Note: See Qualifiers page for a list of qualifiers and their definitions.

Revision: 1

ALS Group USA, Corp

Date: 19-Jun-14

Client: ECT, Inc
Work Order: 1405785
Project: Stoney-Celeron Sediments 5.13.14
Lab ID: 1405785-20

Client Sample ID: C10
Collection Date: 5/13/2014 1:30:00 PM
Matrix: SEDIMENT

Analyses	Result	Report Limit	MDEQ OP Memo 2 TDL	Qual	Units	Dilution Factor	Date Analyzed
2-Methylnaphthalene	ND	330	330		µg/Kg-dry	1	5/21/2014
Acenaphthene	ND	330	330		µg/Kg-dry	1	5/21/2014
Acenaphthylene	ND	330	330		µg/Kg-dry	1	5/21/2014
Anthracene	ND	330	330		µg/Kg-dry	1	5/21/2014
Benzo(a)anthracene	ND	330	330		µg/Kg-dry	1	5/21/2014
Benzo(a)pyrene	ND	330	330		µg/Kg-dry	1	5/21/2014
Benzo(b)fluoranthene	ND	330	330		µg/Kg-dry	1	5/21/2014
Benzo(g,h,i)perylene	ND	330	330		µg/Kg-dry	1	5/21/2014
Benzo(k)fluoranthene	ND	330	330		µg/Kg-dry	1	5/21/2014
Chrysene	ND	330	330		µg/Kg-dry	1	5/21/2014
Dibenzo(a,h)anthracene	ND	330	330		µg/Kg-dry	1	5/21/2014
Fluoranthene	ND	330	330		µg/Kg-dry	1	5/21/2014
Fluorene	ND	330	330		µg/Kg-dry	1	5/21/2014
Indeno(1,2,3-cd)pyrene	ND	330	330		µg/Kg-dry	1	5/21/2014
Naphthalene	ND	330	330		µg/Kg-dry	1	5/21/2014
Phenanthrene	ND	330	330		µg/Kg-dry	1	5/21/2014
Pyrene	ND	330	330		µg/Kg-dry	1	5/21/2014
Surr: 2-Fluorobiphenyl	78.2	12-100			%REC	1	5/21/2014
Surr: 4-Terphenyl-d14	101	25-137			%REC	1	5/21/2014
Surr: Nitrobenzene-d5	79.5	37-107			%REC	1	5/21/2014
MOISTURE			A2540 G				Analyst: AT
Moisture	24	0.050	0		% of sample	1	5/16/2014

Note: See Qualifiers page for a list of qualifiers and their definitions.

ALS Group USA, Corp

Date: 19-Jun-14

Client: ECT, Inc
Work Order: 1405785
Project: Stoney-Celeron Sediments 5.13.14
Lab ID: 1405785-21

Client Sample ID: C09
Collection Date: 5/13/2014 1:39:00 PM
Matrix: SEDIMENT

Analyses	Result	Report Limit	MDEQ OP Memo 2 TDL	Qual	Units	Dilution Factor	Date Analyzed
PCBS			SW8082		Prep Date: 5/19/2014		Analyst: JC
Aroclor 1016	ND	330	330		µg/Kg-dry	1	5/22/2014
Aroclor 1221	ND	330	330		µg/Kg-dry	1	5/22/2014
Aroclor 1232	ND	330	330		µg/Kg-dry	1	5/22/2014
Aroclor 1242	ND	330	330		µg/Kg-dry	1	5/22/2014
Aroclor 1248	ND	330	330		µg/Kg-dry	1	5/22/2014
Aroclor 1254	ND	330	330		µg/Kg-dry	1	5/22/2014
Aroclor 1260	ND	330	330		µg/Kg-dry	1	5/22/2014
PCBs, Total	ND	330	330		µg/Kg-dry	1	5/22/2014
<i>Surr: Decachlorobiphenyl</i>	93.1	40-140			%REC	1	5/22/2014
<i>Surr: Tetrachloro-m-xylene</i>	95.1	45-124			%REC	1	5/22/2014
MERCURY BY CVAA			SW7471		Prep Date: 5/21/2014		Analyst: LR
Mercury	0.17	0.050	0.050		mg/Kg-dry	1	5/21/2014
METALS BY ICP-MS			SW6020A		Prep Date: 5/19/2014		Analyst: ML
Arsenic	3.0	2.3	0.10		mg/Kg-dry	5	5/20/2014
Cadmium	ND	0.91	0.20		mg/Kg-dry	5	5/20/2014
Copper	4.6	2.3	1.0		mg/Kg-dry	5	5/20/2014
Lead	7.1	2.3	1.0		mg/Kg-dry	5	5/20/2014
Selenium	ND	2.3	0.20		mg/Kg-dry	5	5/20/2014
Zinc	42	4.6	1.0		mg/Kg-dry	5	5/20/2014
PARTICLE-SIZE ANALYSIS OF SOILS			D422				Analyst: PEC
3 Inch Sieve	100	0	0		% Passing	1	5/21/2014
1.5 Inch Sieve	100	0	0		% Passing	1	5/21/2014
0.75 Inch Sieve	100	0	0		% Passing	1	5/21/2014
0.375 Inch Sieve	100	0	0		% Passing	1	5/21/2014
No. 4 Sieve (4.75 mm)	100	0	0		% Passing	1	5/21/2014
No. 10 Sieve (2.00 mm)	99.8	0	0		% Passing	1	5/21/2014
No. 16 Sieve (1.18 mm)	99.3	0	0		% Passing	1	5/21/2014
No. 30 Sieve (0.60 mm)	96.7	0	0		% Passing	1	5/21/2014
No. 40 Sieve (0.425 mm)	94.5	0	0		% Passing	1	5/21/2014
No. 50 Sieve (0.30 mm)	85.6	0	0		% Passing	1	5/21/2014
No. 60 Sieve (0.25 mm)	68.6	0	0		% Passing	1	5/21/2014
No. 100 Sieve (0.15 mm)	15.4	0	0		% Passing	1	5/21/2014
No. 200 Sieve (0.075 mm)	4.12	0	0		% Passing	1	5/21/2014
% Gravel	0.196	0	0		% Passing	1	5/21/2014
% Sand	95.7	0	0		% Passing	1	5/21/2014
% Silt, Clay, Colloids	4.12	0	0		% Passing	1	5/21/2014
SEMI-VOLATILE ORGANIC COMPOUNDS			SW8270		Prep Date: 5/20/2014		Analyst: RM

Note: See Qualifiers page for a list of qualifiers and their definitions.

Revision: 1

ALS Group USA, Corp

Date: 19-Jun-14

Client: ECT, Inc
Work Order: 1405785
Project: Stoney-Celeron Sediments 5.13.14
Lab ID: 1405785-21

Client Sample ID: C09
Collection Date: 5/13/2014 1:39:00 PM
Matrix: SEDIMENT

Analyses	Result	Report Limit	MDEQ OP Memo 2 TDL	Qual	Units	Dilution Factor	Date Analyzed
2-Methylnaphthalene	ND	330	330		µg/Kg-dry	1	5/21/2014
Acenaphthene	ND	330	330		µg/Kg-dry	1	5/21/2014
Acenaphthylene	470	330	330		µg/Kg-dry	1	5/21/2014
Anthracene	550	330	330		µg/Kg-dry	1	5/21/2014
Benzo(a)anthracene	1,700	330	330		µg/Kg-dry	1	5/21/2014
Benzo(a)pyrene	1,800	330	330		µg/Kg-dry	1	5/21/2014
Benzo(b)fluoranthene	2,300	330	330		µg/Kg-dry	1	5/21/2014
Benzo(g,h,i)perylene	830	330	330		µg/Kg-dry	1	5/21/2014
Benzo(k)fluoranthene	820	330	330		µg/Kg-dry	1	5/21/2014
Chrysene	1,700	330	330		µg/Kg-dry	1	5/21/2014
Dibenzo(a,h)anthracene	ND	330	330		µg/Kg-dry	1	5/21/2014
Fluoranthene	2,600	330	330		µg/Kg-dry	1	5/21/2014
Fluorene	ND	330	330		µg/Kg-dry	1	5/21/2014
Indeno(1,2,3-cd)pyrene	990	330	330		µg/Kg-dry	1	5/21/2014
Naphthalene	620	330	330		µg/Kg-dry	1	5/21/2014
Phenanthrene	1,700	330	330		µg/Kg-dry	1	5/21/2014
Pyrene	2,000	330	330		µg/Kg-dry	1	5/21/2014
Surr: 2-Fluorobiphenyl	71.7	12-100			%REC	1	5/21/2014
Surr: 4-Terphenyl-d14	85.9	25-137			%REC	1	5/21/2014
Surr: Nitrobenzene-d5	95.2	37-107			%REC	1	5/21/2014
MOISTURE			A2540 G				Analyst: AT
Moisture	26	0.050	0		% of sample	1	5/16/2014

Note: See Qualifiers page for a list of qualifiers and their definitions.

ALS Group USA, Corp

Date: 19-Jun-14

Client: ECT, Inc
Work Order: 1405785
Project: Stoney-Celeron Sediments 5.13.14
Lab ID: 1405785-22

Client Sample ID: C05
Collection Date: 5/13/2014 2:05:00 PM
Matrix: SEDIMENT

Analyses	Result	Report Limit	MDEQ OP Memo 2 TDL	Qual	Units	Dilution Factor	Date Analyzed
PCBS			SW8082		Prep Date: 5/19/2014		Analyst: JC
Aroclor 1016	ND	330	330		µg/Kg-dry	1	5/22/2014
Aroclor 1221	ND	330	330		µg/Kg-dry	1	5/22/2014
Aroclor 1232	ND	330	330		µg/Kg-dry	1	5/22/2014
Aroclor 1242	ND	330	330		µg/Kg-dry	1	5/22/2014
Aroclor 1248	ND	330	330		µg/Kg-dry	1	5/22/2014
Aroclor 1254	ND	330	330		µg/Kg-dry	1	5/22/2014
Aroclor 1260	ND	330	330		µg/Kg-dry	1	5/22/2014
PCBs, Total	ND	330	330		µg/Kg-dry	1	5/22/2014
<i>Surr: Decachlorobiphenyl</i>	125	40-140			%REC	1	5/22/2014
<i>Surr: Tetrachloro-m-xylene</i>	113	45-124			%REC	1	5/22/2014
MERCURY BY CVAA			SW7471		Prep Date: 5/21/2014		Analyst: LR
Mercury	0.059	0.050	0.050		mg/Kg-dry	1	5/21/2014
METALS BY ICP-MS			SW6020A		Prep Date: 5/19/2014		Analyst: ML
Arsenic	4.3	2.9	0.10		mg/Kg-dry	5	5/20/2014
Cadmium	ND	1.2	0.20		mg/Kg-dry	5	5/20/2014
Copper	10	2.9	1.0		mg/Kg-dry	5	5/20/2014
Lead	7.2	2.9	1.0		mg/Kg-dry	5	5/20/2014
Selenium	ND	2.9	0.20		mg/Kg-dry	5	5/20/2014
Zinc	41	5.8	1.0		mg/Kg-dry	5	5/20/2014
PARTICLE-SIZE ANALYSIS OF SOILS			D422				Analyst: PEC
3 Inch Sieve	100	0	0		% Passing	1	5/21/2014
1.5 Inch Sieve	100	0	0		% Passing	1	5/21/2014
0.75 Inch Sieve	100	0	0		% Passing	1	5/21/2014
0.375 Inch Sieve	100	0	0		% Passing	1	5/21/2014
No. 4 Sieve (4.75 mm)	91.0	0	0		% Passing	1	5/21/2014
No. 10 Sieve (2.00 mm)	66.4	0	0		% Passing	1	5/21/2014
No. 16 Sieve (1.18 mm)	61.2	0	0		% Passing	1	5/21/2014
No. 30 Sieve (0.60 mm)	53.9	0	0		% Passing	1	5/21/2014
No. 40 Sieve (0.425 mm)	48.3	0	0		% Passing	1	5/21/2014
No. 50 Sieve (0.30 mm)	37.8	0	0		% Passing	1	5/21/2014
No. 60 Sieve (0.25 mm)	31.4	0	0		% Passing	1	5/21/2014
No. 100 Sieve (0.15 mm)	18.9	0	0		% Passing	1	5/21/2014
No. 200 Sieve (0.075 mm)	11.9	0	0		% Passing	1	5/21/2014
% Gravel	33.6	0	0		% Passing	1	5/21/2014
% Sand	54.5	0	0		% Passing	1	5/21/2014
% Silt, Clay, Colloids	11.9	0	0		% Passing	1	5/21/2014
SEMI-VOLATILE ORGANIC COMPOUNDS			SW8270		Prep Date: 5/20/2014		Analyst: RM

Note: See Qualifiers page for a list of qualifiers and their definitions.

Revision: 1

ALS Group USA, Corp

Date: 19-Jun-14

Client: ECT, Inc
Work Order: 1405785
Project: Stoney-Celeron Sediments 5.13.14
Lab ID: 1405785-22

Client Sample ID: C05
Collection Date: 5/13/2014 2:05:00 PM
Matrix: SEDIMENT

Analyses	Result	Report Limit	MDEQ OP Memo 2 TDL	Qual	Units	Dilution Factor	Date Analyzed
2-Methylnaphthalene	ND	330	330		µg/Kg-dry	1	5/21/2014
Acenaphthene	ND	330	330		µg/Kg-dry	1	5/21/2014
Acenaphthylene	ND	330	330		µg/Kg-dry	1	5/21/2014
Anthracene	ND	330	330		µg/Kg-dry	1	5/21/2014
Benzo(a)anthracene	390	330	330		µg/Kg-dry	1	5/21/2014
Benzo(a)pyrene	ND	330	330		µg/Kg-dry	1	5/21/2014
Benzo(b)fluoranthene	440	330	330		µg/Kg-dry	1	5/21/2014
Benzo(g,h,i)perylene	ND	330	330		µg/Kg-dry	1	5/21/2014
Benzo(k)fluoranthene	ND	330	330		µg/Kg-dry	1	5/21/2014
Chrysene	ND	330	330		µg/Kg-dry	1	5/21/2014
Dibenzo(a,h)anthracene	ND	330	330		µg/Kg-dry	1	5/21/2014
Fluoranthene	ND	330	330		µg/Kg-dry	1	5/21/2014
Fluorene	ND	330	330		µg/Kg-dry	1	5/21/2014
Indeno(1,2,3-cd)pyrene	ND	330	330		µg/Kg-dry	1	5/21/2014
Naphthalene	ND	330	330		µg/Kg-dry	1	5/21/2014
Phenanthrene	ND	330	330		µg/Kg-dry	1	5/21/2014
Pyrene	400	330	330		µg/Kg-dry	1	5/21/2014
<i>Surr: 2-Fluorobiphenyl</i>	62.4	12-100			%REC	1	5/21/2014
<i>Surr: 4-Terphenyl-d14</i>	132	25-137			%REC	1	5/21/2014
<i>Surr: Nitrobenzene-d5</i>	71.7	37-107			%REC	1	5/21/2014
MOISTURE			A2540 G				Analyst: AT
Moisture	34	0.050	0		% of sample	1	5/16/2014

Note: See Qualifiers page for a list of qualifiers and their definitions.

ALS Group USA, Corp

Date: 19-Jun-14

Client: ECT, Inc
Project: Stoney-Celeron Sediments 5.13.14
Sample ID: C05 - TCLP
Collection Date: 5/13/2014 02:05 PM

Work Order: 1405785
Lab ID: 1405785-23
Matrix: TCLP EXTRACT

Analyses	Result	Qual	Report Limit	Units	Dilution Factor	Date Analyzed
TCLP METALS ANALYSIS BY ICP-MS			SW6020A		Prep: SW3005A / 5/30/14	Analyst: ML
Cadmium	0.0025		0.0020	mg/L	1	6/2/2014 07:15 PM
Selenium	ND		0.020	mg/L	1	6/2/2014 07:15 PM
SEMI-VOLATILE ORGANIC COMPOUNDS			SW8270		Prep: SW3511 / 6/13/14	Analyst: RM
Pyrene	ND	H	5.0	µg/L	1	6/16/2014 06:18 AM
Surr: 2-Fluorobiphenyl	61.1		20-140	%REC	1	6/16/2014 06:18 AM
Surr: 4-Terphenyl-d14	101		22-172	%REC	1	6/16/2014 06:18 AM
Surr: Nitrobenzene-d5	71.7		8-140	%REC	1	6/16/2014 06:18 AM

Note: See Qualifiers page for a list of qualifiers and their definitions.

ALS Group USA, Corp

Date: 19-Jun-14

Client: ECT, Inc
Project: Stoney-Celeron Sediments 5.13.14
Sample ID: C09 - TCLP
Collection Date: 5/13/2014 01:39 PM

Work Order: 1405785
Lab ID: 1405785-24
Matrix: TCLP EXTRACT

Analyses	Result	Qual	Report Limit	Units	Dilution Factor	Date Analyzed
TCLP MERCURY BY CVAA			SW7470A		Prep: SW7470 / 5/31/14	Analyst: LR
Mercury	ND		0.0020	mg/L	1	6/2/2014 01:03 PM
TCLP METALS ANALYSIS BY ICP-MS			SW6020A		Prep: SW3005A / 5/30/14	Analyst: ML
Selenium	ND		0.020	mg/L	1	6/2/2014 07:22 PM
SEMI-VOLATILE ORGANIC COMPOUNDS			SW8270		Prep: SW3511 / 6/13/14	Analyst: RM
Acenaphthylene	ND	H	5.0	µg/L	1	6/16/2014 06:46 AM
Anthracene	ND	H	5.0	µg/L	1	6/16/2014 06:46 AM
Fluoranthene	ND	H	1.0	µg/L	1	6/16/2014 06:46 AM
Naphthalene	ND	H	5.0	µg/L	1	6/16/2014 06:46 AM
Phenanthrene	ND	H	2.0	µg/L	1	6/16/2014 06:46 AM
Pyrene	ND	H	5.0	µg/L	1	6/16/2014 06:46 AM
Surr: 2-Fluorobiphenyl	61.5		20-140	%REC	1	6/16/2014 06:46 AM
Surr: 4-Terphenyl-d14	102		22-172	%REC	1	6/16/2014 06:46 AM
Surr: Nitrobenzene-d5	72.0		8-140	%REC	1	6/16/2014 06:46 AM

Note: See Qualifiers page for a list of qualifiers and their definitions.

ALS Group USA, Corp

Date: 19-Jun-14

Client: ECT, Inc
Project: Stoney-Celeron Sediments 5.13.14
Sample ID: C10 - TCLP
Collection Date: 5/13/2014 01:03 PM

Work Order: 1405785
Lab ID: 1405785-25
Matrix: TCLP EXTRACT

Analyses	Result	Qual	Report Limit	Units	Dilution Factor	Date Analyzed
TCLP METALS ANALYSIS BY ICP-MS			SW6020A		Prep: SW3005A / 5/30/14	Analyst: ML
Selenium	ND		0.020	mg/L	1	6/2/2014 07:28 PM

Note: See Qualifiers page for a list of qualifiers and their definitions.

ALS Group USA, Corp

Date: 19-Jun-14

Client: ECT, Inc
Project: Stoney-Celeron Sediments 5.13.14
Sample ID: C11 - TCLP
Collection Date: 5/13/2014 01:21 PM

Work Order: 1405785
Lab ID: 1405785-26
Matrix: TCLP EXTRACT

Analyses	Result	Qual	Report Limit	Units	Dilution Factor	Date Analyzed
TCLP MERCURY BY CVAA			SW7470A		Prep: SW7470 / 5/31/14	Analyst: LR
Mercury	ND		0.0020	mg/L	1	6/2/2014 01:05 PM
TCLP METALS ANALYSIS BY ICP-MS			SW6020A		Prep: SW3005A / 5/30/14	Analyst: ML
Selenium	ND		0.020	mg/L	1	6/2/2014 07:35 PM
Zinc	0.54		0.10	mg/L	1	6/2/2014 07:35 PM
SEMI-VOLATILE ORGANIC COMPOUNDS			SW8270		Prep: SW3511 / 6/13/14	Analyst: RM
Acenaphthylene	ND	H	5.0	µg/L	1	6/16/2014 07:14 AM
Anthracene	ND	H	5.0	µg/L	1	6/16/2014 07:14 AM
Fluoranthene	ND	H	1.0	µg/L	1	6/16/2014 07:14 AM
Naphthalene	ND	H	5.0	µg/L	1	6/16/2014 07:14 AM
Phenanthrene	ND	H	2.0	µg/L	1	6/16/2014 07:14 AM
Pyrene	ND	H	5.0	µg/L	1	6/16/2014 07:14 AM
Surr: 2-Fluorobiphenyl	58.6		20-140	%REC	1	6/16/2014 07:14 AM
Surr: 4-Terphenyl-d14	99.6		22-172	%REC	1	6/16/2014 07:14 AM
Surr: Nitrobenzene-d5	73.0		8-140	%REC	1	6/16/2014 07:14 AM

Note: See Qualifiers page for a list of qualifiers and their definitions.

ALS Group USA, Corp

Date: 19-Jun-14

Client: ECT, Inc
Project: Stoney-Celeron Sediments 5.13.14
Sample ID: C12 - TCLP
Collection Date: 5/13/2014 11:45 AM

Work Order: 1405785
Lab ID: 1405785-27
Matrix: TCLP EXTRACT

Analyses	Result	Qual	Report Limit	Units	Dilution Factor	Date Analyzed
TCLP MERCURY BY CVAA			SW7470A		Prep: SW7470 / 5/31/14	Analyst: LR
Mercury	ND		0.0020	mg/L	1	6/2/2014 01:07 PM
TCLP METALS ANALYSIS BY ICP-MS			SW6020A		Prep: SW3005A / 5/30/14	Analyst: ML
Selenium	ND		0.020	mg/L	1	6/2/2014 07:41 PM
SEMI-VOLATILE ORGANIC COMPOUNDS			SW8270		Prep: SW3511 / 6/13/14	Analyst: RM
Acenaphthylene	ND	H	5.0	µg/L	1	6/16/2014 07:42 AM
Anthracene	ND	H	5.0	µg/L	1	6/16/2014 07:42 AM
Fluoranthene	ND	H	1.0	µg/L	1	6/16/2014 07:42 AM
Naphthalene	ND	H	5.0	µg/L	1	6/16/2014 07:42 AM
Phenanthrene	ND	H	2.0	µg/L	1	6/16/2014 07:42 AM
Pyrene	ND	H	5.0	µg/L	1	6/16/2014 07:42 AM
Surr: 2-Fluorobiphenyl	61.2		20-140	%REC	1	6/16/2014 07:42 AM
Surr: 4-Terphenyl-d14	103		22-172	%REC	1	6/16/2014 07:42 AM
Surr: Nitrobenzene-d5	72.5		8-140	%REC	1	6/16/2014 07:42 AM

Note: See Qualifiers page for a list of qualifiers and their definitions.

ALS Group USA, Corp

Date: 19-Jun-14

Client: ECT, Inc
Project: Stoney-Celeron Sediments 5.13.14
Sample ID: C13 - TCLP
Collection Date: 5/13/2014 11:36 AM

Work Order: 1405785
Lab ID: 1405785-28
Matrix: TCLP EXTRACT

Analyses	Result	Qual	Report Limit	Units	Dilution Factor	Date Analyzed
TCLP METALS ANALYSIS BY ICP-MS			SW6020A		Prep: SW3005A / 5/30/14	Analyst: ML
Selenium	ND		0.020	mg/L	1	6/2/2014 07:48 PM
Zinc	0.33		0.10	mg/L	1	6/2/2014 07:48 PM
SEMI-VOLATILE ORGANIC COMPOUNDS			SW8270		Prep: SW3511 / 6/13/14	Analyst: RM
Fluoranthene	ND	H	1.0	µg/L	1	6/16/2014 08:10 AM
Surr: 2-Fluorobiphenyl	61.7		20-140	%REC	1	6/16/2014 08:10 AM
Surr: 4-Terphenyl-d14	102		22-172	%REC	1	6/16/2014 08:10 AM
Surr: Nitrobenzene-d5	73.2		8-140	%REC	1	6/16/2014 08:10 AM

Note: See Qualifiers page for a list of qualifiers and their definitions.

ALS Group USA, Corp

Date: 19-Jun-14

Client: ECT, Inc
Project: Stoney-Celeron Sediments 5.13.14
Sample ID: C14 - TCLP
Collection Date: 5/13/2014 11:10 AM

Work Order: 1405785
Lab ID: 1405785-29
Matrix: TCLP EXTRACT

Analyses	Result	Qual	Report Limit	Units	Dilution Factor	Date Analyzed
TCLP MERCURY BY CVAA			SW7470A		Prep: SW7470 / 5/31/14	Analyst: LR
Mercury	ND		0.0020	mg/L	1	6/2/2014 01:09 PM
TCLP METALS ANALYSIS BY ICP-MS			SW6020A		Prep: SW3005A / 5/30/14	Analyst: ML
Selenium	ND		0.020	mg/L	1	6/2/2014 07:54 PM
SEMI-VOLATILE ORGANIC COMPOUNDS			SW8270		Prep: SW3511 / 6/13/14	Analyst: RM
2-Methylnaphthalene	ND	H	5.0	µg/L	1	6/16/2014 08:38 AM
Acenaphthylene	ND	H	5.0	µg/L	1	6/16/2014 08:38 AM
Anthracene	ND	H	5.0	µg/L	1	6/16/2014 08:38 AM
Fluoranthene	ND	H	1.0	µg/L	1	6/16/2014 08:38 AM
Fluorene	ND	H	5.0	µg/L	1	6/16/2014 08:38 AM
Naphthalene	ND	H	5.0	µg/L	1	6/16/2014 08:38 AM
Phenanthrene	ND	H	2.0	µg/L	1	6/16/2014 08:38 AM
Pyrene	ND	H	5.0	µg/L	1	6/16/2014 08:38 AM
Surr: 2-Fluorobiphenyl	60.4		20-140	%REC	1	6/16/2014 08:38 AM
Surr: 4-Terphenyl-d14	104		22-172	%REC	1	6/16/2014 08:38 AM
Surr: Nitrobenzene-d5	74.9		8-140	%REC	1	6/16/2014 08:38 AM

Note: See Qualifiers page for a list of qualifiers and their definitions.

Revision: 1

ALS Group USA, Corp

Date: 19-Jun-14

Client: ECT, Inc
Project: Stoney-Celeron Sediments 5.13.14
Sample ID: C15 - TCLP
Collection Date: 5/13/2014 11:20 AM

Work Order: 1405785
Lab ID: 1405785-30
Matrix: TCLP EXTRACT

Analyses	Result	Qual	Report Limit	Units	Dilution Factor	Date Analyzed
TCLP MERCURY BY CVAA			SW7470A		Prep: SW7470 / 5/31/14	Analyst: LR
Mercury	ND		0.0020	mg/L	1	6/2/2014 01:19 PM
TCLP METALS ANALYSIS BY ICP-MS			SW6020A		Prep: SW3005A / 5/30/14	Analyst: ML
Selenium	ND		0.020	mg/L	1	6/2/2014 08:20 PM
Zinc	0.53		0.10	mg/L	1	6/2/2014 08:20 PM
SEMI-VOLATILE ORGANIC COMPOUNDS			SW8270		Prep: SW3511 / 6/13/14	Analyst: RM
2-Methylnaphthalene	ND	H	5.0	µg/L	1	6/16/2014 09:06 AM
Acenaphthylene	ND	H	5.0	µg/L	1	6/16/2014 09:06 AM
Anthracene	ND	H	5.0	µg/L	1	6/16/2014 09:06 AM
Fluoranthene	ND	H	1.0	µg/L	1	6/16/2014 09:06 AM
Naphthalene	ND	H	5.0	µg/L	1	6/16/2014 09:06 AM
Phenanthrene	ND	H	2.0	µg/L	1	6/16/2014 09:06 AM
Pyrene	ND	H	5.0	µg/L	1	6/16/2014 09:06 AM
Surr: 2-Fluorobiphenyl	60.1		20-140	%REC	1	6/16/2014 09:06 AM
Surr: 4-Terphenyl-d14	104		22-172	%REC	1	6/16/2014 09:06 AM
Surr: Nitrobenzene-d5	72.8		8-140	%REC	1	6/16/2014 09:06 AM

Note: See Qualifiers page for a list of qualifiers and their definitions.

ALS Group USA, Corp

Date: 19-Jun-14

Client: ECT, Inc
Project: Stoney-Celeron Sediments 5.13.14
Sample ID: C17 - TCLP
Collection Date: 5/13/2014 11:00 AM

Work Order: 1405785
Lab ID: 1405785-31
Matrix: TCLP EXTRACT

Analyses	Result	Qual	Report Limit	Units	Dilution Factor	Date Analyzed
TCLP MERCURY BY CVAA			SW7470A		Prep: SW7470 / 5/31/14	Analyst: LR
Mercury	ND		0.0020	mg/L	1	6/2/2014 01:21 PM
TCLP METALS ANALYSIS BY ICP-MS			SW6020A		Prep: SW3005A / 5/30/14	Analyst: ML
Selenium	ND		0.020	mg/L	1	6/2/2014 08:26 PM
Zinc	0.95		0.10	mg/L	1	6/2/2014 08:26 PM
SEMI-VOLATILE ORGANIC COMPOUNDS			SW8270		Prep: SW3511 / 6/13/14	Analyst: RM
2-Methylnaphthalene	ND	H	5.0	µg/L	1	6/16/2014 09:34 AM
Acenaphthene	ND	H	5.0	µg/L	1	6/16/2014 09:34 AM
Acenaphthylene	ND	H	5.0	µg/L	1	6/16/2014 09:34 AM
Anthracene	ND	H	5.0	µg/L	1	6/16/2014 09:34 AM
Fluoranthene	ND	H	1.0	µg/L	1	6/16/2014 09:34 AM
Fluorene	ND	H	5.0	µg/L	1	6/16/2014 09:34 AM
Naphthalene	ND	H	5.0	µg/L	1	6/16/2014 09:34 AM
Phenanthrene	ND	H	2.0	µg/L	1	6/16/2014 09:34 AM
Pyrene	ND	H	5.0	µg/L	1	6/16/2014 09:34 AM
Surr: 2-Fluorobiphenyl	65.9		20-140	%REC	1	6/16/2014 09:34 AM
Surr: 4-Terphenyl-d14	111		22-172	%REC	1	6/16/2014 09:34 AM
Surr: Nitrobenzene-d5	79.7		8-140	%REC	1	6/16/2014 09:34 AM

Note: See Qualifiers page for a list of qualifiers and their definitions.

ALS Group USA, Corp

Date: 19-Jun-14

Client: ECT, Inc
Project: Stoney-Celeron Sediments 5.13.14
Sample ID: C18 - TCLP
Collection Date: 5/13/2014 10:51 AM

Work Order: 1405785
Lab ID: 1405785-32
Matrix: TCLP EXTRACT

Analyses	Result	Qual	Report Limit	Units	Dilution Factor	Date Analyzed
TCLP MERCURY BY CVAA			SW7470A		Prep: SW7470 / 5/31/14	Analyst: LR
Mercury	ND		0.0020	mg/L	1	6/2/2014 01:23 PM
TCLP METALS ANALYSIS BY ICP-MS			SW6020A		Prep: SW3005A / 5/30/14	Analyst: ML
Selenium	ND		0.020	mg/L	1	6/2/2014 08:33 PM
Zinc	0.71		0.10	mg/L	1	6/2/2014 08:33 PM
SEMI-VOLATILE ORGANIC COMPOUNDS			SW8270		Prep: SW3511 / 6/13/14	Analyst: RM
Acenaphthylene	ND	H	5.0	µg/L	1	6/16/2014 10:02 AM
Anthracene	ND	H	5.0	µg/L	1	6/16/2014 10:02 AM
Fluoranthene	ND	H	1.0	µg/L	1	6/16/2014 10:02 AM
Naphthalene	ND	H	5.0	µg/L	1	6/16/2014 10:02 AM
Phenanthrene	ND	H	2.0	µg/L	1	6/16/2014 10:02 AM
Pyrene	ND	H	5.0	µg/L	1	6/16/2014 10:02 AM
Surr: 2-Fluorobiphenyl	62.4		20-140	%REC	1	6/16/2014 10:02 AM
Surr: 4-Terphenyl-d14	107		22-172	%REC	1	6/16/2014 10:02 AM
Surr: Nitrobenzene-d5	76.7		8-140	%REC	1	6/16/2014 10:02 AM

Note: See Qualifiers page for a list of qualifiers and their definitions.

ALS Group USA, Corp

Date: 19-Jun-14

Client: ECT, Inc
Project: Stoney-Celeron Sediments 5.13.14
Sample ID: C19 - TCLP
Collection Date: 5/13/2014 10:45 AM

Work Order: 1405785
Lab ID: 1405785-33
Matrix: TCLP EXTRACT

Analyses	Result	Qual	Report Limit	Units	Dilution Factor	Date Analyzed
TCLP MERCURY BY CVAA			SW7470A		Prep: SW7470 / 5/31/14	Analyst: LR
Mercury	ND		0.0020	mg/L	1	6/2/2014 01:26 PM
TCLP METALS ANALYSIS BY ICP-MS			SW6020A		Prep: SW3005A / 5/30/14	Analyst: ML
Selenium	ND		0.020	mg/L	1	6/2/2014 08:39 PM
SEMI-VOLATILE ORGANIC COMPOUNDS			SW8270		Prep: SW3511 / 6/13/14	Analyst: RM
Acenaphthylene	ND	H	5.0	µg/L	1	6/16/2014 10:30 AM
Anthracene	ND	H	5.0	µg/L	1	6/16/2014 10:30 AM
Fluoranthene	ND	H	1.0	µg/L	1	6/16/2014 10:30 AM
Naphthalene	ND	H	5.0	µg/L	1	6/16/2014 10:30 AM
Phenanthrene	ND	H	2.0	µg/L	1	6/16/2014 10:30 AM
Pyrene	ND	H	5.0	µg/L	1	6/16/2014 10:30 AM
Surr: 2-Fluorobiphenyl	62.8		20-140	%REC	1	6/16/2014 10:30 AM
Surr: 4-Terphenyl-d14	106		22-172	%REC	1	6/16/2014 10:30 AM
Surr: Nitrobenzene-d5	78.0		8-140	%REC	1	6/16/2014 10:30 AM

Note: See Qualifiers page for a list of qualifiers and their definitions.

ALS Group USA, Corp

Date: 19-Jun-14

Client: ECT, Inc
Project: Stoney-Celeron Sediments 5.13.14
Sample ID: C20 - TCLP
Collection Date: 5/13/2014 10:35 AM

Work Order: 1405785
Lab ID: 1405785-34
Matrix: TCLP EXTRACT

Analyses	Result	Qual	Report Limit	Units	Dilution Factor	Date Analyzed
TCLP MERCURY BY CVAA			SW7470A		Prep: SW7470 / 5/31/14	Analyst: LR
Mercury	ND		0.0020	mg/L	1	6/2/2014 01:28 PM
TCLP METALS ANALYSIS BY ICP-MS			SW6020A		Prep: SW3005A / 5/30/14	Analyst: ML
Selenium	ND		0.020	mg/L	1	6/2/2014 08:59 PM
Zinc	0.64		0.10	mg/L	1	6/2/2014 08:59 PM
SEMI-VOLATILE ORGANIC COMPOUNDS			SW8270		Prep: SW3511 / 6/13/14	Analyst: RM
2-Methylnaphthalene	ND	H	5.0	µg/L	1	6/16/2014 10:58 AM
Acenaphthylene	ND	H	5.0	µg/L	1	6/16/2014 10:58 AM
Anthracene	ND	H	5.0	µg/L	1	6/16/2014 10:58 AM
Fluoranthene	ND	H	1.0	µg/L	1	6/16/2014 10:58 AM
Fluorene	ND	H	5.0	µg/L	1	6/16/2014 10:58 AM
Naphthalene	ND	H	5.0	µg/L	1	6/16/2014 10:58 AM
Phenanthrene	ND	H	2.0	µg/L	1	6/16/2014 10:58 AM
Pyrene	ND	H	5.0	µg/L	1	6/16/2014 10:58 AM
Surr: 2-Fluorobiphenyl	62.5		20-140	%REC	1	6/16/2014 10:58 AM
Surr: 4-Terphenyl-d14	99.4		22-172	%REC	1	6/16/2014 10:58 AM
Surr: Nitrobenzene-d5	75.1		8-140	%REC	1	6/16/2014 10:58 AM

Note: See Qualifiers page for a list of qualifiers and their definitions.

ALS Group USA, Corp

Date: 19-Jun-14

Client: ECT, Inc
Project: Stoney-Celeron Sediments 5.13.14
Sample ID: C21 - TCLP
Collection Date: 5/13/2014 10:27 AM

Work Order: 1405785
Lab ID: 1405785-35
Matrix: TCLP EXTRACT

Analyses	Result	Qual	Report Limit	Units	Dilution Factor	Date Analyzed
TCLP MERCURY BY CVAA			SW7470A		Prep: SW7470 / 5/31/14	Analyst: LR
Mercury	ND		0.0020	mg/L	1	6/2/2014 01:30 PM
TCLP METALS ANALYSIS BY ICP-MS			SW6020A		Prep: SW3005A / 5/30/14	Analyst: ML
Selenium	ND		0.020	mg/L	1	6/2/2014 09:05 PM
Zinc	0.75		0.10	mg/L	1	6/2/2014 09:05 PM
SEMI-VOLATILE ORGANIC COMPOUNDS			SW8270		Prep: SW3511 / 6/13/14	Analyst: RM
Acenaphthylene	ND	H	5.0	µg/L	1	6/16/2014 11:27 AM
Anthracene	ND	H	5.0	µg/L	1	6/16/2014 11:27 AM
Fluoranthene	ND	H	1.0	µg/L	1	6/16/2014 11:27 AM
Phenanthrene	ND	H	2.0	µg/L	1	6/16/2014 11:27 AM
Pyrene	ND	H	5.0	µg/L	1	6/16/2014 11:27 AM
Surr: 2-Fluorobiphenyl	60.8		20-140	%REC	1	6/16/2014 11:27 AM
Surr: 4-Terphenyl-d14	108		22-172	%REC	1	6/16/2014 11:27 AM
Surr: Nitrobenzene-d5	76.6		8-140	%REC	1	6/16/2014 11:27 AM

Note: See Qualifiers page for a list of qualifiers and their definitions.

ALS Group USA, Corp

Date: 19-Jun-14

Client: ECT, Inc
Project: Stoney-Celeron Sediments 5.13.14
Sample ID: C22 - TCLP
Collection Date: 5/13/2014 10:20 AM

Work Order: 1405785
Lab ID: 1405785-36
Matrix: TCLP EXTRACT

Analyses	Result	Qual	Report Limit	Units	Dilution Factor	Date Analyzed
TCLP MERCURY BY CVAA			SW7470A		Prep: SW7470 / 5/31/14	Analyst: LR
Mercury	ND		0.0020	mg/L	1	6/2/2014 01:33 PM
TCLP METALS ANALYSIS BY ICP-MS			SW6020A		Prep: SW3005A / 5/30/14	Analyst: ML
Selenium	ND		0.020	mg/L	1	6/2/2014 09:12 PM
Zinc	0.71		0.10	mg/L	1	6/2/2014 09:12 PM
SEMI-VOLATILE ORGANIC COMPOUNDS			SW8270		Prep: SW3511 / 6/13/14	Analyst: RM
Acenaphthylene	ND	H	5.0	µg/L	1	6/16/2014 11:55 AM
Anthracene	ND	H	5.0	µg/L	1	6/16/2014 11:55 AM
Fluoranthene	ND	H	1.0	µg/L	1	6/16/2014 11:55 AM
Fluorene	ND	H	5.0	µg/L	1	6/16/2014 11:55 AM
Naphthalene	ND	H	5.0	µg/L	1	6/16/2014 11:55 AM
Phenanthrene	ND	H	2.0	µg/L	1	6/16/2014 11:55 AM
Pyrene	ND	H	5.0	µg/L	1	6/16/2014 11:55 AM
Surr: 2-Fluorobiphenyl	57.2		20-140	%REC	1	6/16/2014 11:55 AM
Surr: 4-Terphenyl-d14	94.4		22-172	%REC	1	6/16/2014 11:55 AM
Surr: Nitrobenzene-d5	71.8		8-140	%REC	1	6/16/2014 11:55 AM

Note: See Qualifiers page for a list of qualifiers and their definitions.

Revision: 1

ALS Group USA, Corp

Date: 19-Jun-14

Client: ECT, Inc
Project: Stoney-Celeron Sediments 5.13.14
Sample ID: C23 - TCLP
Collection Date: 5/13/2014 10:08 AM

Work Order: 1405785
Lab ID: 1405785-37
Matrix: TCLP EXTRACT

Analyses	Result	Qual	Report Limit	Units	Dilution Factor	Date Analyzed
TCLP MERCURY BY CVAA			SW7470A		Prep: SW7470 / 5/31/14	Analyst: LR
Mercury	ND		0.0020	mg/L	1	6/2/2014 01:46 PM
TCLP METALS ANALYSIS BY ICP-MS			SW6020A		Prep: SW3005A / 5/30/14	Analyst: ML
Selenium	ND		0.020	mg/L	1	6/2/2014 09:19 PM
Zinc	0.67		0.10	mg/L	1	6/2/2014 09:19 PM
SEMI-VOLATILE ORGANIC COMPOUNDS			SW8270		Prep: SW3511 / 6/13/14	Analyst: RM
Acenaphthylene	ND	H	5.0	µg/L	1	6/16/2014 12:23 PM
Anthracene	ND	H	5.0	µg/L	1	6/16/2014 12:23 PM
Fluoranthene	ND	H	1.0	µg/L	1	6/16/2014 12:23 PM
Phenanthrene	ND	H	2.0	µg/L	1	6/16/2014 12:23 PM
Pyrene	ND	H	5.0	µg/L	1	6/16/2014 12:23 PM
Surr: 2-Fluorobiphenyl	61.4		20-140	%REC	1	6/16/2014 12:23 PM
Surr: 4-Terphenyl-d14	100		22-172	%REC	1	6/16/2014 12:23 PM
Surr: Nitrobenzene-d5	73.4		8-140	%REC	1	6/16/2014 12:23 PM

Note: See Qualifiers page for a list of qualifiers and their definitions.

ALS Group USA, Corp

Date: 19-Jun-14

Client: ECT, Inc
Project: Stoney-Celeron Sediments 5.13.14
Sample ID: C24 - TCLP
Collection Date: 5/13/2014 10:00 AM

Work Order: 1405785
Lab ID: 1405785-38
Matrix: TCLP EXTRACT

Analyses	Result	Qual	Report Limit	Units	Dilution Factor	Date Analyzed
TCLP MERCURY BY CVAA			SW7470A		Prep: SW7470 / 5/31/14	Analyst: LR
Mercury	ND		0.0020	mg/L	1	6/2/2014 01:49 PM
TCLP METALS ANALYSIS BY ICP-MS			SW6020A		Prep: SW3005A / 5/30/14	Analyst: ML
Selenium	ND		0.020	mg/L	1	6/2/2014 09:45 PM
Zinc	0.69		0.10	mg/L	1	6/2/2014 09:45 PM
SEMI-VOLATILE ORGANIC COMPOUNDS			SW8270		Prep: SW3511 / 6/13/14	Analyst: RM
2-Methylnaphthalene	ND	H	5.0	µg/L	1	6/16/2014 12:51 PM
Acenaphthene	ND	H	5.0	µg/L	1	6/16/2014 12:51 PM
Acenaphthylene	ND	H	5.0	µg/L	1	6/16/2014 12:51 PM
Anthracene	ND	H	5.0	µg/L	1	6/16/2014 12:51 PM
Fluoranthene	ND	H	1.0	µg/L	1	6/16/2014 12:51 PM
Fluorene	ND	H	5.0	µg/L	1	6/16/2014 12:51 PM
Phenanthrene	ND	H	2.0	µg/L	1	6/16/2014 12:51 PM
Pyrene	ND	H	5.0	µg/L	1	6/16/2014 12:51 PM
Surr: 2-Fluorobiphenyl	61.1		20-140	%REC	1	6/16/2014 12:51 PM
Surr: 4-Terphenyl-d14	106		22-172	%REC	1	6/16/2014 12:51 PM
Surr: Nitrobenzene-d5	72.2		8-140	%REC	1	6/16/2014 12:51 PM

Note: See Qualifiers page for a list of qualifiers and their definitions.

ALS Group USA, Corp

Date: 19-Jun-14

Client: ECT, Inc
Project: Stoney-Celeron Sediments 5.13.14
Sample ID: C25 - TCLP
Collection Date: 5/13/2014 09:50 AM

Work Order: 1405785
Lab ID: 1405785-39
Matrix: TCLP EXTRACT

Analyses	Result	Qual	Report Limit	Units	Dilution Factor	Date Analyzed
TCLP MERCURY BY CVAA			SW7470A		Prep: SW7470 / 5/31/14	Analyst: LR
Mercury	ND		0.0020	mg/L	1	6/2/2014 01:51 PM
TCLP METALS ANALYSIS BY ICP-MS			SW6020A		Prep: SW3005A / 5/30/14	Analyst: ML
Selenium	ND		0.020	mg/L	1	6/2/2014 09:51 PM
Zinc	0.70		0.10	mg/L	1	6/2/2014 09:51 PM
SEMI-VOLATILE ORGANIC COMPOUNDS			SW8270		Prep: SW3511 / 6/16/14	Analyst: RM
Acenaphthylene	ND	H	5.0	µg/L	1	6/17/2014 12:14 PM
Anthracene	ND	H	5.0	µg/L	1	6/17/2014 12:14 PM
Fluoranthene	ND	H	1.0	µg/L	1	6/17/2014 12:14 PM
Fluorene	ND	H	5.0	µg/L	1	6/17/2014 12:14 PM
Naphthalene	ND	H	5.0	µg/L	1	6/17/2014 12:14 PM
Phenanthrene	ND	H	2.0	µg/L	1	6/17/2014 12:14 PM
Pyrene	ND	H	5.0	µg/L	1	6/17/2014 12:14 PM
Surr: 2-Fluorobiphenyl	62.6		20-140	%REC	1	6/17/2014 12:14 PM
Surr: 4-Terphenyl-d14	100		22-172	%REC	1	6/17/2014 12:14 PM
Surr: Nitrobenzene-d5	74.7		8-140	%REC	1	6/17/2014 12:14 PM

Note: See Qualifiers page for a list of qualifiers and their definitions.

Revision: 1

ALS Group USA, Corp

Date: 19-Jun-14

Client: ECT, Inc
Project: Stoney-Celeron Sediments 5.13.14
Sample ID: C26 - TCLP
Collection Date: 5/13/2014 09:38 AM

Work Order: 1405785
Lab ID: 1405785-40
Matrix: TCLP EXTRACT

Analyses	Result	Qual	Report Limit	Units	Dilution Factor	Date Analyzed
TCLP MERCURY BY CVAA			SW7470A		Prep: SW7470 / 6/3/14	Analyst: LR
Mercury	ND		0.0020	mg/L	1	6/3/2014 04:03 PM
TCLP METALS ANALYSIS BY ICP-MS			SW6020A		Prep: SW3005A / 5/30/14	Analyst: ML
Cadmium	ND		0.0020	mg/L	1	6/2/2014 09:58 PM
Selenium	ND		0.020	mg/L	1	6/2/2014 09:58 PM
Zinc	0.62		0.10	mg/L	1	6/2/2014 09:58 PM
SEMI-VOLATILE ORGANIC COMPOUNDS			SW8270		Prep: SW3511 / 6/13/14	Analyst: RM
Acenaphthylene	ND	H	5.0	µg/L	1	6/16/2014 01:19 PM
Anthracene	ND	H	5.0	µg/L	1	6/16/2014 01:19 PM
Fluoranthene	ND	H	1.0	µg/L	1	6/16/2014 01:19 PM
Fluorene	ND	H	5.0	µg/L	1	6/16/2014 01:19 PM
Naphthalene	ND	H	5.0	µg/L	1	6/16/2014 01:19 PM
Phenanthrene	ND	H	2.0	µg/L	1	6/16/2014 01:19 PM
Pyrene	ND	H	5.0	µg/L	1	6/16/2014 01:19 PM
Surr: 2-Fluorobiphenyl	59.6		20-140	%REC	1	6/16/2014 01:19 PM
Surr: 4-Terphenyl-d14	96.9		22-172	%REC	1	6/16/2014 01:19 PM
Surr: Nitrobenzene-d5	70.0		8-140	%REC	1	6/16/2014 01:19 PM

Note: See Qualifiers page for a list of qualifiers and their definitions.

ALS Group USA, Corp

Date: 19-Jun-14

Client: ECT, Inc
Project: Stoney-Celeron Sediments 5.13.14
Sample ID: C27 - TCLP
Collection Date: 5/13/2014 09:28 AM

Work Order: 1405785
Lab ID: 1405785-41
Matrix: TCLP EXTRACT

Analyses	Result	Qual	Report Limit	Units	Dilution Factor	Date Analyzed
TCLP MERCURY BY CVAA			SW7470A		Prep: SW7470 / 6/3/14	Analyst: LR
Mercury	ND		0.0020	mg/L	1	6/3/2014 04:05 PM
TCLP METALS ANALYSIS BY ICP-MS			SW6020A		Prep: SW3005A / 5/30/14	Analyst: ML
Selenium	ND		0.020	mg/L	1	6/2/2014 10:05 PM
Zinc	0.68		0.10	mg/L	1	6/2/2014 10:05 PM
SEMI-VOLATILE ORGANIC COMPOUNDS			SW8270		Prep: SW3511 / 6/13/14	Analyst: RM
Acenaphthylene	ND	H	5.0	µg/L	1	6/16/2014 01:47 PM
Anthracene	ND	H	5.0	µg/L	1	6/16/2014 01:47 PM
Fluoranthene	ND	H	1.0	µg/L	1	6/16/2014 01:47 PM
Phenanthrene	ND	H	2.0	µg/L	1	6/16/2014 01:47 PM
Pyrene	ND	H	5.0	µg/L	1	6/16/2014 01:47 PM
Surr: 2-Fluorobiphenyl	62.4		20-140	%REC	1	6/16/2014 01:47 PM
Surr: 4-Terphenyl-d14	98.2		22-172	%REC	1	6/16/2014 01:47 PM
Surr: Nitrobenzene-d5	70.7		8-140	%REC	1	6/16/2014 01:47 PM

Note: See Qualifiers page for a list of qualifiers and their definitions.

ALS Group USA, Corp

Date: 19-Jun-14

Client: ECT, Inc
Project: Stoney-Celeron Sediments 5.13.14
Sample ID: CN1 - TCLP
Collection Date: 5/13/2014 12:53 PM

Work Order: 1405785
Lab ID: 1405785-42
Matrix: TCLP EXTRACT

Analyses	Result	Qual	Report Limit	Units	Dilution Factor	Date Analyzed
TCLP METALS ANALYSIS BY ICP-MS			SW6020A		Prep: SW3005A / 5/30/14	Analyst: ML
Selenium	ND		0.020	mg/L	1	6/2/2014 10:11 PM

Note: See Qualifiers page for a list of qualifiers and their definitions.

ALS Group USA, Corp

Date: 19-Jun-14

Client: ECT, Inc
Project: Stoney-Celeron Sediments 5.13.14
Sample ID: CN2 - TCLP
Collection Date: 5/13/2014 01:00 PM

Work Order: 1405785
Lab ID: 1405785-43
Matrix: TCLP EXTRACT

Analyses	Result	Qual	Report Limit	Units	Dilution Factor	Date Analyzed
TCLP METALS ANALYSIS BY ICP-MS			SW6020A		Prep: SW3005A / 6/2/14	Analyst: RH
Selenium	ND		0.020	mg/L	1	6/3/2014 12:48 PM

Note: See Qualifiers page for a list of qualifiers and their definitions.

ALS Group USA, Corp

Date: 19-Jun-14

Client: ECT, Inc
Project: Stoney-Celeron Sediments 5.13.14
Sample ID: CN3 - TCLP
Collection Date: 5/13/2014 01:10 PM

Work Order: 1405785
Lab ID: 1405785-44
Matrix: TCLP EXTRACT

Analyses	Result	Qual	Report Limit	Units	Dilution Factor	Date Analyzed
TCLP METALS ANALYSIS BY ICP-MS			SW6020A		Prep: SW3005A / 6/2/14	Analyst: RH
Selenium	ND		0.020	mg/L	1	6/3/2014 12:54 PM

Note: See Qualifiers page for a list of qualifiers and their definitions.

Client: ECT, Inc
 Work Order: 1405785
 Project: Stoney-Celeron Sediments 5.13.14

QC BATCH REPORT

Batch ID: **58711** Instrument ID **GC14** Method: **SW8082**

MBLK		Sample ID: PBLKS1-58711-58711				Units: µg/Kg		Analysis Date: 5/18/2014 06:54 PM			
Client ID:		Run ID: GC14_140518B		SeqNo: 2774238		Prep Date: 5/16/2014		DF: 1			
Analyte	Result	PQL	SPK Val	SPK Ref Value	%REC	Control Limit	RPD Ref Value	%RPD	RPD Limit	Qual	
Aroclor 1016	ND	83									
Aroclor 1221	ND	83									
Aroclor 1232	ND	83									
Aroclor 1242	ND	83									
Aroclor 1248	ND	83									
Aroclor 1254	ND	83									
Aroclor 1260	ND	83									
PCBs, Total	ND	0									
<i>Surr: Decachlorobiphenyl</i>	28.67	0	33.3	0	86.1	40-140	0				
<i>Surr: Tetrachloro-m-xylene</i>	32	0	33.3	0	96.1	45-124	0				

LCS		Sample ID: PLCSS1-58711-58711				Units: µg/Kg		Analysis Date: 5/18/2014 07:10 PM			
Client ID:		Run ID: GC14_140518B		SeqNo: 2774240		Prep Date: 5/16/2014		DF: 1			
Analyte	Result	PQL	SPK Val	SPK Ref Value	%REC	Control Limit	RPD Ref Value	%RPD	RPD Limit	Qual	
Aroclor 1016	915	83	833	0	110	50-130	0				
Aroclor 1260	911.7	83	833	0	109	50-130	0				
<i>Surr: Decachlorobiphenyl</i>	30.67	0	33.3	0	92.1	40-140	0				
<i>Surr: Tetrachloro-m-xylene</i>	32.33	0	33.3	0	97.1	45-124	0				

MS		Sample ID: 1405785-04A MS				Units: µg/Kg		Analysis Date: 5/18/2014 09:19 PM			
Client ID: C24		Run ID: GC14_140518B		SeqNo: 2774253		Prep Date: 5/16/2014		DF: 1			
Analyte	Result	PQL	SPK Val	SPK Ref Value	%REC	Control Limit	RPD Ref Value	%RPD	RPD Limit	Qual	
Aroclor 1016	870.1	80	795	0	109	40-140	0				
Aroclor 1260	892.1	80	795	0	112	40-140	0				
<i>Surr: Decachlorobiphenyl</i>	23.54	0	31.78	0	74.1	40-140	0				
<i>Surr: Tetrachloro-m-xylene</i>	26.09	0	31.78	0	82.1	45-124	0				

MSD		Sample ID: 1405785-04A MSD				Units: µg/Kg		Analysis Date: 5/18/2014 09:35 PM			
Client ID: C24		Run ID: GC14_140518B		SeqNo: 2774256		Prep Date: 5/16/2014		DF: 1			
Analyte	Result	PQL	SPK Val	SPK Ref Value	%REC	Control Limit	RPD Ref Value	%RPD	RPD Limit	Qual	
Aroclor 1016	920.8	80	802	0	115	40-140	870.1	5.66	50		
Aroclor 1260	942.9	80	802	0	118	40-140	892.1	5.54	50		
<i>Surr: Decachlorobiphenyl</i>	25.03	0	32.06	0	78.1	40-140	23.54	6.14	50		
<i>Surr: Tetrachloro-m-xylene</i>	26.64	0	32.06	0	83.1	45-124	26.09	2.09	50		

Note: See Qualifiers Page for a list of Qualifiers and their explanation.

Revision: 1

Client: ECT, Inc
Work Order: 1405785
Project: Stoney-Celeron Sediments 5.13.14

QC BATCH REPORT

Batch ID: **58711** Instrument ID **GC14** Method: **SW8082**

The following samples were analyzed in this batch:

1405785-01A	1405785-02A	1405785-03A
1405785-04A	1405785-05A	1405785-06A
1405785-07A	1405785-08A	1405785-09A
1405785-10A	1405785-11A	

Note: See Qualifiers Page for a list of Qualifiers and their explanation.

Revision: 1

Client: ECT, Inc
 Work Order: 1405785
 Project: Stoney-Celeron Sediments 5.13.14

QC BATCH REPORT

Batch ID: **58760** Instrument ID **GC14** Method: **SW8082**

MBLK		Sample ID: PBLKS1-58760-58760			Units: µg/Kg			Analysis Date: 5/21/2014 10:44 PM		
Client ID:		Run ID: GC14_140521A			SeqNo: 2776118		Prep Date: 5/19/2014		DF: 1	
Analyte	Result	PQL	SPK Val	SPK Ref Value	%REC	Control Limit	RPD Ref Value	%RPD	RPD Limit	Qual
Aroclor 1016	ND	83								
Aroclor 1221	ND	83								
Aroclor 1232	ND	83								
Aroclor 1242	ND	83								
Aroclor 1248	ND	83								
Aroclor 1254	ND	83								
Aroclor 1260	ND	83								
PCBs, Total	ND	0								
<i>Surr: Decachlorobiphenyl</i>	30.67	0	33.3	0	92.1	40-140	0			
<i>Surr: Tetrachloro-m-xylene</i>	33.33	0	33.3	0	100	45-124	0			

LCS		Sample ID: PLCSS1-58760-58760			Units: µg/Kg			Analysis Date: 5/21/2014 11:00 PM		
Client ID:		Run ID: GC14_140521A			SeqNo: 2776119		Prep Date: 5/19/2014		DF: 1	
Analyte	Result	PQL	SPK Val	SPK Ref Value	%REC	Control Limit	RPD Ref Value	%RPD	RPD Limit	Qual
Aroclor 1016	929	83	833	0	112	50-130	0			
Aroclor 1260	909	83	833	0	109	50-130	0			
<i>Surr: Decachlorobiphenyl</i>	30.67	0	33.3	0	92.1	40-140	0			
<i>Surr: Tetrachloro-m-xylene</i>	32.67	0	33.3	0	98.1	45-124	0			

MS		Sample ID: 1405916-41A MS			Units: µg/Kg			Analysis Date: 5/22/2014 12:37 AM		
Client ID:		Run ID: GC14_140521A			SeqNo: 2776125		Prep Date: 5/19/2014		DF: 1	
Analyte	Result	PQL	SPK Val	SPK Ref Value	%REC	Control Limit	RPD Ref Value	%RPD	RPD Limit	Qual
Aroclor 1016	868.1	81	811.6	0	107	40-140	0			
Aroclor 1260	888.9	81	811.6	0	110	40-140	0			
<i>Surr: Decachlorobiphenyl</i>	32.15	0	32.44	0	99.1	40-140	0			
<i>Surr: Tetrachloro-m-xylene</i>	31.5	0	32.44	0	97.1	45-124	0			

MSD		Sample ID: 1405916-41A MSD			Units: µg/Kg			Analysis Date: 5/22/2014 12:54 AM		
Client ID:		Run ID: GC14_140521A			SeqNo: 2776126		Prep Date: 5/19/2014		DF: 1	
Analyte	Result	PQL	SPK Val	SPK Ref Value	%REC	Control Limit	RPD Ref Value	%RPD	RPD Limit	Qual
Aroclor 1016	872.4	79	792.8	0	110	40-140	868.1	0.497	50	
Aroclor 1260	868	79	792.8	0	109	40-140	888.9	2.38	50	
<i>Surr: Decachlorobiphenyl</i>	29.5	0	31.69	0	93.1	40-140	32.15	8.59	50	
<i>Surr: Tetrachloro-m-xylene</i>	31.72	0	31.69	0	100	45-124	31.5	0.703	50	

Note: See Qualifiers Page for a list of Qualifiers and their explanation.

Revision: 1

Client: ECT, Inc
Work Order: 1405785
Project: Stoney-Celeron Sediments 5.13.14

QC BATCH REPORT

Batch ID: **58760** Instrument ID **GC14** Method: **SW8082**

The following samples were analyzed in this batch:

1405785-12A	1405785-13A	1405785-14A
1405785-15A	1405785-16A	1405785-17A
1405785-18A	1405785-19A	1405785-20A
1405785-21A	1405785-22A	

Note: See Qualifiers Page for a list of Qualifiers and their explanation.

Revision: 1

Client: ECT, Inc
 Work Order: 1405785
 Project: Stoney-Celeron Sediments 5.13.14

QC BATCH REPORT

Batch ID: **58774** Instrument ID **HG1** Method: **SW7471**

MBLK		Sample ID: MBLK-58774-58774				Units: mg/Kg		Analysis Date: 5/20/2014 09:49 PM		
Client ID:		Run ID: HG1_140520B				SeqNo: 2772305		Prep Date: 5/20/2014		DF: 1
Analyte	Result	PQL	SPK Val	SPK Ref Value	%REC	Control Limit	RPD Ref Value	%RPD	RPD Limit	Qual

Mercury ND 0.020

LCS		Sample ID: LCS-58774-58774				Units: mg/Kg		Analysis Date: 5/20/2014 09:51 PM		
Client ID:		Run ID: HG1_140520B				SeqNo: 2772306		Prep Date: 5/20/2014		DF: 1
Analyte	Result	PQL	SPK Val	SPK Ref Value	%REC	Control Limit	RPD Ref Value	%RPD	RPD Limit	Qual

Mercury 0.1665 0.020 0.1665 0 100 80-120 0

MS		Sample ID: 1405675-07AMS				Units: mg/Kg		Analysis Date: 5/20/2014 10:10 PM		
Client ID:		Run ID: HG1_140520B				SeqNo: 2772319		Prep Date: 5/20/2014		DF: 1
Analyte	Result	PQL	SPK Val	SPK Ref Value	%REC	Control Limit	RPD Ref Value	%RPD	RPD Limit	Qual

Mercury 0.1402 0.014 0.1198 0.007664 111 75-125 0

MSD		Sample ID: 1405675-07AMSD				Units: mg/Kg		Analysis Date: 5/20/2014 10:19 PM		
Client ID:		Run ID: HG1_140520B				SeqNo: 2772325		Prep Date: 5/20/2014		DF: 1
Analyte	Result	PQL	SPK Val	SPK Ref Value	%REC	Control Limit	RPD Ref Value	%RPD	RPD Limit	Qual

Mercury 0.1401 0.014 0.1168 0.007664 113 75-125 0.1402 0.0781 35

The following samples were analyzed in this batch:

1405785-01A	1405785-02A	1405785-03A
1405785-04A	1405785-05A	1405785-06A

Note: See Qualifiers Page for a list of Qualifiers and their explanation.

Revision: 1

Client: ECT, Inc
 Work Order: 1405785
 Project: Stoney-Celeron Sediments 5.13.14

QC BATCH REPORT

Batch ID: **58816** Instrument ID **HG1** Method: **SW7471**

MBLK	Sample ID: MBLK-58816-58816					Units: mg/Kg		Analysis Date: 5/21/2014 05:52 PM		
Client ID:	Run ID: HG1_140521A			SeqNo: 2774100		Prep Date: 5/21/2014		DF: 1		
Analyte	Result	PQL	SPK Val	SPK Ref Value	%REC	Control Limit	RPD Ref Value	%RPD	RPD Limit	Qual

Mercury ND 0.020

LCS	Sample ID: LCS-58816-58816					Units: mg/Kg		Analysis Date: 5/21/2014 05:54 PM		
Client ID:	Run ID: HG1_140521A			SeqNo: 2774101		Prep Date: 5/21/2014		DF: 1		
Analyte	Result	PQL	SPK Val	SPK Ref Value	%REC	Control Limit	RPD Ref Value	%RPD	RPD Limit	Qual

Mercury 0.1589 0.020 0.1665 0 95.4 80-120 0

MS	Sample ID: 1405912-18AMS					Units: mg/Kg		Analysis Date: 5/21/2014 05:59 PM		
Client ID:	Run ID: HG1_140521A			SeqNo: 2774103		Prep Date: 5/21/2014		DF: 1		
Analyte	Result	PQL	SPK Val	SPK Ref Value	%REC	Control Limit	RPD Ref Value	%RPD	RPD Limit	Qual

Mercury 0.1297 0.014 0.1178 0.008313 103 75-125 0

MSD	Sample ID: 1405912-18AMSD					Units: mg/Kg		Analysis Date: 5/21/2014 06:01 PM		
Client ID:	Run ID: HG1_140521A			SeqNo: 2774104		Prep Date: 5/21/2014		DF: 1		
Analyte	Result	PQL	SPK Val	SPK Ref Value	%REC	Control Limit	RPD Ref Value	%RPD	RPD Limit	Qual

Mercury 0.1327 0.014 0.1154 0.008313 108 75-125 0.1297 2.3 35

The following samples were analyzed in this batch:

1405785-07A	1405785-08A	1405785-09A
1405785-10A	1405785-11A	1405785-12A
1405785-13A	1405785-14A	1405785-15A
1405785-16A	1405785-17A	1405785-18A
1405785-19A	1405785-20A	1405785-21A
1405785-22A		

Note: See Qualifiers Page for a list of Qualifiers and their explanation.

Revision: 1

Client: ECT, Inc
 Work Order: 1405785
 Project: Stoney-Celeron Sediments 5.13.14

QC BATCH REPORT

Batch ID: 59211 Instrument ID HG1 Method: SW7470

MBLK	Sample ID: MBLK-59211-59211				Units: mg/L			Analysis Date: 6/2/2014 11:46 AM		
Client ID:	Run ID: HG1_140602A			SeqNo: 2788824		Prep Date: 5/31/2014		DF: 1		
Analyte	Result	PQL	SPK Val	SPK Ref Value	%REC	Control Limit	RPD Ref Value	%RPD	RPD Limit	Qual

Mercury ND 0.00020

LCS	Sample ID: LCS-59211-59211				Units: mg/L			Analysis Date: 6/2/2014 11:49 AM		
Client ID:	Run ID: HG1_140602A			SeqNo: 2788825		Prep Date: 5/31/2014		DF: 1		
Analyte	Result	PQL	SPK Val	SPK Ref Value	%REC	Control Limit	RPD Ref Value	%RPD	RPD Limit	Qual

Mercury 0.001947 0.00020 0.002 0 97.4 80-120 0

MS	Sample ID: 14051490-01CMS				Units: mg/L			Analysis Date: 6/2/2014 12:03 PM		
Client ID:	Run ID: HG1_140602A			SeqNo: 2788972		Prep Date: 5/31/2014		DF: 1		
Analyte	Result	PQL	SPK Val	SPK Ref Value	%REC	Control Limit	RPD Ref Value	%RPD	RPD Limit	Qual

Mercury 0.001982 0.00020 0.002 0.000002 99 75-125 0

MS	Sample ID: 1405785-36AMS				Units: mg/L			Analysis Date: 6/2/2014 01:35 PM		
Client ID: C22 - TCLP	Run ID: HG1_140602A			SeqNo: 2790135		Prep Date: 5/31/2014		DF: 1		
Analyte	Result	PQL	SPK Val	SPK Ref Value	%REC	Control Limit	RPD Ref Value	%RPD	RPD Limit	Qual

Mercury 0.02202 0.0020 0.02 -0.00006 110 75-125 0

MSD	Sample ID: 14051490-01CMSD				Units: mg/L			Analysis Date: 6/2/2014 12:05 PM		
Client ID:	Run ID: HG1_140602A			SeqNo: 2788973		Prep Date: 5/31/2014		DF: 1		
Analyte	Result	PQL	SPK Val	SPK Ref Value	%REC	Control Limit	RPD Ref Value	%RPD	RPD Limit	Qual

Mercury 0.001982 0.00020 0.002 0.000002 99 75-125 0.001982 0 20

MSD	Sample ID: 1405785-36AMSD				Units: mg/L			Analysis Date: 6/2/2014 01:37 PM		
Client ID: C22 - TCLP	Run ID: HG1_140602A			SeqNo: 2790137		Prep Date: 5/31/2014		DF: 1		
Analyte	Result	PQL	SPK Val	SPK Ref Value	%REC	Control Limit	RPD Ref Value	%RPD	RPD Limit	Qual

Mercury 0.02176 0.0020 0.02 -0.00006 109 75-125 0.02202 1.19 20

The following samples were analyzed in this batch:

1405785-24A	1405785-26A	1405785-27A
1405785-29A	1405785-30A	1405785-31A
1405785-32A	1405785-33A	1405785-34A
1405785-35A	1405785-36A	1405785-37A
1405785-38A	1405785-39A	

Note: See Qualifiers Page for a list of Qualifiers and their explanation.

Revision: 1

Client: ECT, Inc
 Work Order: 1405785
 Project: Stoney-Celeron Sediments 5.13.14

QC BATCH REPORT

Batch ID: **59265** Instrument ID **HG1** Method: **SW7470**

MBLK		Sample ID: MBLK-59265-59265				Units: mg/L		Analysis Date: 6/3/2014 03:51 PM		
Client ID:		Run ID: HG1_140603A				SeqNo: 2791730		Prep Date: 6/3/2014		DF: 1
Analyte	Result	PQL	SPK Val	SPK Ref Value	%REC	Control Limit	RPD Ref Value	%RPD	RPD Limit	Qual

Mercury ND 0.00020

LCS		Sample ID: LCS-59265-59265				Units: mg/L		Analysis Date: 6/3/2014 03:54 PM		
Client ID:		Run ID: HG1_140603A				SeqNo: 2791731		Prep Date: 6/3/2014		DF: 1
Analyte	Result	PQL	SPK Val	SPK Ref Value	%REC	Control Limit	RPD Ref Value	%RPD	RPD Limit	Qual

Mercury 0.001888 0.00020 0.002 0 94.4 80-120 0

MS		Sample ID: 14051471-02AMS				Units: mg/L		Analysis Date: 6/3/2014 03:58 PM		
Client ID:		Run ID: HG1_140603A				SeqNo: 2791733		Prep Date: 6/3/2014		DF: 1
Analyte	Result	PQL	SPK Val	SPK Ref Value	%REC	Control Limit	RPD Ref Value	%RPD	RPD Limit	Qual

Mercury 0.01996 0.0020 0.02 0.00002 99.7 75-125 0

MSD		Sample ID: 14051471-02AMSD				Units: mg/L		Analysis Date: 6/3/2014 04:00 PM		
Client ID:		Run ID: HG1_140603A				SeqNo: 2791734		Prep Date: 6/3/2014		DF: 1
Analyte	Result	PQL	SPK Val	SPK Ref Value	%REC	Control Limit	RPD Ref Value	%RPD	RPD Limit	Qual

Mercury 0.01985 0.0020 0.02 0.00002 99.2 75-125 0.01996 0.553 20

The following samples were analyzed in this batch: 1405785-40A 1405785-41A

Client: ECT, Inc
 Work Order: 1405785
 Project: Stoney-Celeron Sediments 5.13.14

QC BATCH REPORT

Batch ID: **58744** Instrument ID **ICPMS1** Method: **SW6020A**

MBLK		Sample ID: MBLK-58744-58744				Units: mg/Kg		Analysis Date: 5/19/2014 08:32 PM		
Client ID:		Run ID: ICPMS1_140519A		SeqNo: 2769252		Prep Date: 5/17/2014		DF: 1		
Analyte	Result	PQL	SPK Val	SPK Ref Value	%REC	Control Limit	RPD Ref Value	%RPD	RPD Limit	Qual
Arsenic	ND	0.25								
Cadmium	ND	0.10								
Copper	ND	0.25								
Lead	0.00421	0.25								J
Selenium	ND	0.25								
Zinc	ND	0.50								

LCS		Sample ID: LCS-58744-58744				Units: mg/Kg		Analysis Date: 5/19/2014 08:38 PM		
Client ID:		Run ID: ICPMS1_140519A		SeqNo: 2769253		Prep Date: 5/17/2014		DF: 1		
Analyte	Result	PQL	SPK Val	SPK Ref Value	%REC	Control Limit	RPD Ref Value	%RPD	RPD Limit	Qual
Arsenic	4.79	0.25	5	0	95.8	80-120	0			
Cadmium	4.476	0.10	5	0	89.5	80-120	0			
Copper	5.21	0.25	5	0	104	80-120	0			
Lead	5.21	0.25	5	0	104	80-120	0			
Selenium	4.382	0.25	5	0	87.6	80-120	0			
Zinc	4.513	0.50	5	0	90.3	80-120	0			

MS		Sample ID: 1405675-07AMS				Units: mg/Kg		Analysis Date: 5/19/2014 09:43 PM		
Client ID:		Run ID: ICPMS1_140519A		SeqNo: 2769264		Prep Date: 5/17/2014		DF: 1		
Analyte	Result	PQL	SPK Val	SPK Ref Value	%REC	Control Limit	RPD Ref Value	%RPD	RPD Limit	Qual
Arsenic	7.733	0.38	7.53	1.093	88.2	75-125	0			
Cadmium	6.405	0.15	7.53	0.02037	84.8	75-125	0			
Copper	9.187	0.38	7.53	1.932	96.3	75-125	0			
Lead	8.78	0.38	7.53	1.36	98.5	75-125	0			
Selenium	6.633	0.38	7.53	0.6396	79.6	75-125	0			
Zinc	12.04	0.75	7.53	4.835	95.7	75-125	0			

MSD		Sample ID: 1405675-07AMSD				Units: mg/Kg		Analysis Date: 5/19/2014 09:48 PM		
Client ID:		Run ID: ICPMS1_140519A		SeqNo: 2769265		Prep Date: 5/17/2014		DF: 1		
Analyte	Result	PQL	SPK Val	SPK Ref Value	%REC	Control Limit	RPD Ref Value	%RPD	RPD Limit	Qual
Arsenic	8.202	0.39	7.716	1.093	92.1	75-125	7.733	5.88	25	
Cadmium	6.62	0.15	7.716	0.02037	85.5	75-125	6.405	3.31	25	
Copper	10	0.39	7.716	1.932	105	75-125	9.187	8.48	25	
Lead	9.421	0.39	7.716	1.36	104	75-125	8.78	7.05	25	
Selenium	6.932	0.39	7.716	0.6396	81.6	75-125	6.633	4.42	25	
Zinc	13.29	0.77	7.716	4.835	110	75-125	12.04	9.84	25	

Note: See Qualifiers Page for a list of Qualifiers and their explanation.

Revision: 1

Client: ECT, Inc
Work Order: 1405785
Project: Stoney-Celeron Sediments 5.13.14

QC BATCH REPORT

Batch ID: **58744** Instrument ID **ICPMS1** Method: **SW6020A**

The following samples were analyzed in this batch:

1405785-01A	1405785-02A	1405785-03A
1405785-04A	1405785-05A	1405785-06A
1405785-07A	1405785-08A	1405785-09A

Note: See Qualifiers Page for a list of Qualifiers and their explanation.

Revision: 1

Client: ECT, Inc
 Work Order: 1405785
 Project: Stoney-Celeron Sediments 5.13.14

QC BATCH REPORT

Batch ID: **58788** Instrument ID **ICPMS1** Method: **SW6020A**

MBLK		Sample ID: MBLK-58788-58788				Units: mg/Kg		Analysis Date: 5/20/2014 06:24 AM		
Client ID:		Run ID: ICPMS1_140519A		SeqNo: 2769625		Prep Date: 5/19/2014		DF: 1		
Analyte	Result	PQL	SPK Val	SPK Ref Value	%REC	Control Limit	RPD Ref Value	%RPD	RPD Limit	Qual
Arsenic	ND	0.25								
Cadmium	ND	0.10								
Copper	ND	0.25								
Lead	0.001459	0.25								J
Selenium	0.03526	0.25								J
Zinc	ND	0.50								

LCS		Sample ID: LCS-58788-58788				Units: mg/Kg		Analysis Date: 5/20/2014 06:30 AM		
Client ID:		Run ID: ICPMS1_140519A		SeqNo: 2769627		Prep Date: 5/19/2014		DF: 1		
Analyte	Result	PQL	SPK Val	SPK Ref Value	%REC	Control Limit	RPD Ref Value	%RPD	RPD Limit	Qual
Arsenic	4.494	0.25	5	0	89.9	80-120	0			
Cadmium	4.676	0.10	5	0	93.5	80-120	0			
Copper	4.858	0.25	5	0	97.2	80-120	0			
Lead	4.762	0.25	5	0	95.2	80-120	0			
Selenium	4.135	0.25	5	0	82.7	80-120	0			
Zinc	4.246	0.50	5	0	84.9	80-120	0			

MS		Sample ID: 1405785-20AMS				Units: mg/Kg		Analysis Date: 5/20/2014 08:15 AM		
Client ID: C10		Run ID: ICPMS1_140519A		SeqNo: 2769674		Prep Date: 5/19/2014		DF: 5		
Analyte	Result	PQL	SPK Val	SPK Ref Value	%REC	Control Limit	RPD Ref Value	%RPD	RPD Limit	Qual
Arsenic	8.029	1.6	6.536	1.209	104	75-125	0			
Cadmium	6.853	0.65	6.536	0.09906	103	75-125	0			
Copper	8.739	1.6	6.536	2.016	103	75-125	0			
Lead	9.641	1.6	6.536	3.601	92.4	75-125	0			
Selenium	6.951	1.6	6.536	0.6546	96.3	75-125	0			
Zinc	26.35	3.3	6.536	19.16	110	75-125	0			

MSD		Sample ID: 1405785-20AMSD				Units: mg/Kg		Analysis Date: 5/20/2014 08:22 AM		
Client ID: C10		Run ID: ICPMS1_140519A		SeqNo: 2769678		Prep Date: 5/19/2014		DF: 5		
Analyte	Result	PQL	SPK Val	SPK Ref Value	%REC	Control Limit	RPD Ref Value	%RPD	RPD Limit	Qual
Arsenic	7.446	1.7	6.72	1.209	92.8	75-125	8.029	7.54	25	
Cadmium	6.465	0.67	6.72	0.09906	94.7	75-125	6.853	5.83	25	
Copper	7.991	1.7	6.72	2.016	88.9	75-125	8.739	8.94	25	
Lead	9.18	1.7	6.72	3.601	83	75-125	9.641	4.89	25	
Selenium	6.408	1.7	6.72	0.6546	85.6	75-125	6.951	8.13	25	
Zinc	25.07	3.4	6.72	19.16	87.8	75-125	26.35	4.99	25	

Note: See Qualifiers Page for a list of Qualifiers and their explanation.

Revision: 1

Client: ECT, Inc
Work Order: 1405785
Project: Stoney-Celeron Sediments 5.13.14

QC BATCH REPORT

Batch ID: **58788** Instrument ID **ICPMS1** Method: **SW6020A**

The following samples were analyzed in this batch:

1405785-10A	1405785-11A	1405785-12A
1405785-13A	1405785-14A	1405785-15A
1405785-16A	1405785-17A	1405785-18A
1405785-19A	1405785-20A	1405785-21A
1405785-22A		

Note: See Qualifiers Page for a list of Qualifiers and their explanation.

Revision: 1

Client: ECT, Inc
 Work Order: 1405785
 Project: Stoney-Celeron Sediments 5.13.14

QC BATCH REPORT

Batch ID: 59202 Instrument ID ICPMS1 Method: SW6020A

MBLK		Sample ID: MBLK-59202-59202				Units: mg/L		Analysis Date: 6/2/2014 07:03 PM		
Client ID:		Run ID: ICPMS1_140602A		SeqNo: 2790338		Prep Date: 5/30/2014		DF: 1		
Analyte	Result	PQL	SPK Val	SPK Ref Value	%REC	Control Limit	RPD Ref Value	%RPD	RPD Limit	Qual
Cadmium	ND	0.0020								
Selenium	ND	0.0050								
Zinc	0.002467	0.010								J

LCS		Sample ID: LCS-59202-59202				Units: mg/L		Analysis Date: 6/2/2014 07:09 PM		
Client ID:		Run ID: ICPMS1_140602A		SeqNo: 2790339		Prep Date: 5/30/2014		DF: 1		
Analyte	Result	PQL	SPK Val	SPK Ref Value	%REC	Control Limit	RPD Ref Value	%RPD	RPD Limit	Qual
Cadmium	0.1017	0.0020	0.1	0	102	80-120	0			
Selenium	0.1024	0.0050	0.1	0	102	80-120	0			
Zinc	0.1034	0.010	0.1	0	103	80-120	0			

MS		Sample ID: 1405785-33AMS				Units: mg/L		Analysis Date: 6/2/2014 08:46 PM		
Client ID: C19 - TCLP		Run ID: ICPMS1_140602A		SeqNo: 2790354		Prep Date: 5/30/2014		DF: 1		
Analyte	Result	PQL	SPK Val	SPK Ref Value	%REC	Control Limit	RPD Ref Value	%RPD	RPD Limit	Qual
Cadmium	1.891	0.0020	2	0.003844	94.4	80-120	0			
Selenium	1.925	0.020	2	0.0007571	96.2	80-120	0			
Zinc	2.297	0.10	2	0.4286	93.4	80-120	0			

MSD		Sample ID: 1405785-33AMSD				Units: mg/L		Analysis Date: 6/2/2014 08:52 PM		
Client ID: C19 - TCLP		Run ID: ICPMS1_140602A		SeqNo: 2790355		Prep Date: 5/30/2014		DF: 1		
Analyte	Result	PQL	SPK Val	SPK Ref Value	%REC	Control Limit	RPD Ref Value	%RPD	RPD Limit	Qual
Cadmium	0.9591	0.0020	1	0.003844	95.5	80-120	0.9591	0	20	
Selenium	0.996	0.020	1	0.0007571	99.5	80-120	0.996	0	20	
Zinc	1.382	0.10	1	0.4286	95.3	80-120	1.382	0	20	

The following samples were analyzed in this batch:

1405785-23A	1405785-24A	1405785-25A
1405785-26A	1405785-27A	1405785-28A
1405785-29A	1405785-30A	1405785-31A
1405785-32A	1405785-33A	1405785-34A
1405785-35A	1405785-36A	1405785-37A
1405785-38A	1405785-39A	1405785-40A
1405785-41A	1405785-42A	

Note: See Qualifiers Page for a list of Qualifiers and their explanation.

Revision: 1

Client: ECT, Inc
 Work Order: 1405785
 Project: Stoney-Celeron Sediments 5.13.14

QC BATCH REPORT

Batch ID: **59232** Instrument ID **ICPMS2** Method: **SW6020A**

MBLK	Sample ID: MBLK-59232-59232		Units: mg/L		Analysis Date: 6/3/2014 12:00 PM					
Client ID:	Run ID: ICPMS2_140603A		SeqNo: 2791473		Prep Date: 6/2/2014 DF: 1					
Analyte	Result	PQL	SPK Val	SPK Ref Value	%REC	Control Limit	RPD Ref Value	%RPD	RPD Limit	Qual

Selenium ND 0.0050

LCS	Sample ID: LCS-59232-59232		Units: mg/L		Analysis Date: 6/3/2014 12:06 PM					
Client ID:	Run ID: ICPMS2_140603A		SeqNo: 2791475		Prep Date: 6/2/2014 DF: 1					
Analyte	Result	PQL	SPK Val	SPK Ref Value	%REC	Control Limit	RPD Ref Value	%RPD	RPD Limit	Qual

Selenium 0.09729 0.0050 0.1 0 97.3 80-120 0

MS	Sample ID: 14051337-14CMS		Units: mg/L		Analysis Date: 6/3/2014 12:24 PM					
Client ID:	Run ID: ICPMS2_140603A		SeqNo: 2791480		Prep Date: 6/2/2014 DF: 1					
Analyte	Result	PQL	SPK Val	SPK Ref Value	%REC	Control Limit	RPD Ref Value	%RPD	RPD Limit	Qual

Selenium 0.0934 0.0050 0.1 0.0001044 93.3 75-125 0

MSD	Sample ID: 14051337-14CMSD		Units: mg/L		Analysis Date: 6/3/2014 12:30 PM					
Client ID:	Run ID: ICPMS2_140603A		SeqNo: 2791482		Prep Date: 6/2/2014 DF: 1					
Analyte	Result	PQL	SPK Val	SPK Ref Value	%REC	Control Limit	RPD Ref Value	%RPD	RPD Limit	Qual

Selenium 0.09226 0.0050 0.1 0.0001044 92.2 75-125 0.0934 1.23 20

The following samples were analyzed in this batch: 1405785-43A 1405785-44A

Client: ECT, Inc
 Work Order: 1405785
 Project: Stoney-Celeron Sediments 5.13.14

QC BATCH REPORT

Batch ID: **58757** Instrument ID **SVMS8** Method: **SW8270**

MBLK		Sample ID: SBLKS1-58757-58757				Units: µg/Kg		Analysis Date: 5/20/2014 09:04 PM		
Client ID:		Run ID: SVMS8_140520A		SeqNo: 2772673		Prep Date: 5/19/2014		DF: 1		
Analyte	Result	PQL	SPK Val	SPK Ref Value	%REC	Control Limit	RPD Ref Value	%RPD	RPD Limit	Qual
2-Methylnaphthalene	ND	6.7								
Acenaphthene	ND	6.7								
Acenaphthylene	ND	6.7								
Anthracene	ND	6.7								
Benzo(a)anthracene	ND	6.7								
Benzo(a)pyrene	ND	6.7								
Benzo(b)fluoranthene	ND	6.7								
Benzo(g,h,i)perylene	ND	6.7								
Benzo(k)fluoranthene	ND	6.7								
Chrysene	ND	6.7								
Dibenzo(a,h)anthracene	ND	6.7								
Fluoranthene	ND	6.7								
Fluorene	ND	6.7								
Indeno(1,2,3-cd)pyrene	ND	6.7								
Naphthalene	ND	6.7								
Phenanthrene	ND	6.7								
Pyrene	ND	6.7								
<i>Surr: 2-Fluorobiphenyl</i>	<i>1346</i>	<i>0</i>	<i>1667</i>	<i>0</i>	<i>80.8</i>	<i>12-100</i>	<i>0</i>			
<i>Surr: 4-Terphenyl-d14</i>	<i>1732</i>	<i>0</i>	<i>1667</i>	<i>0</i>	<i>104</i>	<i>25-137</i>	<i>0</i>			
<i>Surr: Nitrobenzene-d5</i>	<i>1391</i>	<i>0</i>	<i>1667</i>	<i>0</i>	<i>83.4</i>	<i>37-107</i>	<i>0</i>			

Note: See Qualifiers Page for a list of Qualifiers and their explanation.

Revision: 1

Client: ECT, Inc
 Work Order: 1405785
 Project: Stoney-Celeron Sediments 5.13.14

QC BATCH REPORT

Batch ID: **58757** Instrument ID **SVMS8** Method: **SW8270**

LCS		Sample ID: SLCSS1-58757-58757				Units: µg/Kg		Analysis Date: 5/20/2014 09:24 PM		
Client ID:		Run ID: SVMS8_140520A			SeqNo: 2772674		Prep Date: 5/19/2014		DF: 1	
Analyte	Result	PQL	SPK Val	SPK Ref Value	%REC	Control Limit	RPD Ref Value	%RPD	RPD Limit	Qual
2-Methylnaphthalene	537.7	6.7	666.7	0	80.6	45-105	0			
Acenaphthene	574.7	6.7	666.7	0	86.2	45-110	0			
Acenaphthylene	551.3	6.7	666.7	0	82.7	45-105	0			
Anthracene	612	6.7	666.7	0	91.8	55-105	0			
Benzo(a)anthracene	651	6.7	666.7	0	97.6	50-110	0			
Benzo(a)pyrene	658.7	6.7	666.7	0	98.8	50-110	0			
Benzo(b)fluoranthene	655.3	6.7	666.7	0	98.3	45-115	0			
Benzo(g,h,i)perylene	567.7	6.7	666.7	0	85.1	40-125	0			
Benzo(k)fluoranthene	669.7	6.7	666.7	0	100	45-115	0			
Chrysene	616.3	6.7	666.7	0	92.4	55-110	0			
Dibenzo(a,h)anthracene	568	6.7	666.7	0	85.2	40-125	0			
Fluoranthene	618.3	6.7	666.7	0	92.7	55-115	0			
Fluorene	556.7	6.7	666.7	0	83.5	50-110	0			
Indeno(1,2,3-cd)pyrene	576	6.7	666.7	0	86.4	40-120	0			
Naphthalene	539.3	6.7	666.7	0	80.9	40-105	0			
Phenanthrene	599	6.7	666.7	0	89.8	50-110	0			
Pyrene	661	6.7	666.7	0	99.1	45-125	0			
<i>Surr: 2-Fluorobiphenyl</i>	<i>1341</i>	<i>0</i>	<i>1667</i>	<i>0</i>	<i>80.4</i>	<i>12-100</i>	<i>0</i>			
<i>Surr: 4-Terphenyl-d14</i>	<i>1792</i>	<i>0</i>	<i>1667</i>	<i>0</i>	<i>107</i>	<i>25-137</i>	<i>0</i>			
<i>Surr: Nitrobenzene-d5</i>	<i>1463</i>	<i>0</i>	<i>1667</i>	<i>0</i>	<i>87.8</i>	<i>37-107</i>	<i>0</i>			

Note: See Qualifiers Page for a list of Qualifiers and their explanation.

Revision: 1

Client: ECT, Inc
 Work Order: 1405785
 Project: Stoney-Celeron Sediments 5.13.14

QC BATCH REPORT

Batch ID: **58757** Instrument ID **SVMS8** Method: **SW8270**

MS		Sample ID: 1405675-01A MS				Units: µg/Kg		Analysis Date: 5/21/2014 12:16 AM		
Client ID:		Run ID: SVMS8_140520A			SeqNo: 2774969		Prep Date: 5/19/2014		DF: 1	
Analyte	Result	PQL	SPK Val	SPK Ref Value	%REC	Control Limit	RPD Ref Value	%RPD	RPD Limit	Qual
2-Methylnaphthalene	848	13	1270	0	66.7	45-105	0			
Acenaphthene	1061	13	1270	0	83.5	45-110	0			
Acenaphthylene	990.3	13	1270	0	77.9	45-105	0			
Anthracene	1197	13	1270	0	94.2	55-105	0			
Benzo(a)anthracene	1306	13	1270	35.07	100	50-110	0			
Benzo(a)pyrene	1392	13	1270	55.91	105	50-110	0			
Benzo(b)fluoranthene	1408	13	1270	93.62	103	45-115	0			
Benzo(g,h,i)perylene	1489	13	1270	102.2	109	40-125	0			
Benzo(k)fluoranthene	1343	13	1270	33.41	103	45-115	0			
Chrysene	1278	13	1270	33.41	98	55-110	0			
Dibenzo(a,h)anthracene	1232	13	1270	14.56	95.8	40-125	0			
Fluoranthene	1335	13	1270	44.99	102	55-115	0			
Fluorene	1079	13	1270	0	84.9	50-110	0			
Indeno(1,2,3-cd)pyrene	1476	13	1270	88.33	109	40-120	0			
Naphthalene	804.8	13	1270	0	63.3	40-105	0			
Phenanthrene	1209	13	1270	20.18	93.6	50-110	0			
Pyrene	1344	13	1270	42.01	102	45-125	0			
Surr: 2-Fluorobiphenyl	2141	0	3176	0	67.4	12-100	0			
Surr: 4-Terphenyl-d14	3447	0	3176	0	109	25-137	0			
Surr: Nitrobenzene-d5	2183	0	3176	0	68.7	37-107	0			

Note: See Qualifiers Page for a list of Qualifiers and their explanation.

Revision: 1

Client: ECT, Inc
 Work Order: 1405785
 Project: Stoney-Celeron Sediments 5.13.14

QC BATCH REPORT

Batch ID: **58757** Instrument ID **SVMS8** Method: **SW8270**

MSD		Sample ID: 1405675-01A MSD				Units: µg/Kg		Analysis Date: 5/21/2014 12:36 AM		
Client ID:		Run ID: SVMS8_140520A		SeqNo: 2774970		Prep Date: 5/19/2014		DF: 1		
Analyte	Result	PQL	SPK Val	SPK Ref Value	%REC	Control Limit	RPD Ref Value	%RPD	RPD Limit	Qual
2-Methylnaphthalene	803.3	13	1320	0	60.8	45-105	848	5.41	30	
Acenaphthene	953.1	13	1320	0	72.2	45-110	1061	10.8	30	
Acenaphthylene	897	13	1320	0	67.9	45-105	990.3	9.88	30	
Anthracene	1195	13	1320	0	90.5	55-105	1197	0.165	30	
Benzo(a)anthracene	1278	13	1320	35.07	94.1	50-110	1306	2.17	30	
Benzo(a)pyrene	1390	13	1320	55.91	101	50-110	1392	0.117	30	
Benzo(b)fluoranthene	1426	13	1320	93.62	101	45-115	1408	1.28	30	
Benzo(g,h,i)perylene	1370	13	1320	102.2	96	40-125	1489	8.35	30	
Benzo(k)fluoranthene	1345	13	1320	33.41	99.3	45-115	1343	0.0819	30	
Chrysene	1263	13	1320	33.41	93.1	55-110	1278	1.21	30	
Dibenzo(a,h)anthracene	1206	13	1320	14.56	90.2	40-125	1232	2.11	30	
Fluoranthene	1269	13	1320	44.99	92.7	55-115	1335	5.06	30	
Fluorene	1008	13	1320	0	76.3	50-110	1079	6.77	30	
Indeno(1,2,3-cd)pyrene	1381	13	1320	88.33	97.9	40-120	1476	6.67	30	
Naphthalene	764.4	13	1320	0	57.9	40-105	804.8	5.16	30	
Phenanthrene	1186	13	1320	20.18	88.3	50-110	1209	1.94	30	
Pyrene	1335	13	1320	42.01	97.9	45-125	1344	0.705	30	
Surr: 2-Fluorobiphenyl	1976	0	3300	0	59.9	12-100	2141	8.02	40	
Surr: 4-Terphenyl-d14	3457	0	3300	0	105	25-137	3447	0.294	40	
Surr: Nitrobenzene-d5	2067	0	3300	0	62.6	37-107	2183	5.45	40	

The following samples were analyzed in this batch:

1405785-01A	1405785-02A	1405785-03A
1405785-04A	1405785-05A	

Note: See Qualifiers Page for a list of Qualifiers and their explanation.

Revision: 1

Client: ECT, Inc
 Work Order: 1405785
 Project: Stoney-Celeron Sediments 5.13.14

QC BATCH REPORT

Batch ID: **58817** Instrument ID **SVMS8** Method: **SW8270**

MBLK		Sample ID: SBLKS1-58817-58817				Units: µg/Kg		Analysis Date: 5/20/2014 09:45 PM		
Client ID:		Run ID: SVMS8_140520A			SeqNo: 2772675		Prep Date: 5/20/2014		DF: 1	
Analyte	Result	PQL	SPK Val	SPK Ref Value	%REC	Control Limit	RPD Ref Value	%RPD	RPD Limit	Qual
2-Methylnaphthalene	ND	6.7								
Acenaphthene	ND	6.7								
Acenaphthylene	ND	6.7								
Anthracene	ND	6.7								
Benzo(a)anthracene	ND	6.7								
Benzo(a)pyrene	ND	6.7								
Benzo(b)fluoranthene	ND	6.7								
Benzo(g,h,i)perylene	ND	6.7								
Benzo(k)fluoranthene	ND	6.7								
Chrysene	ND	6.7								
Dibenzo(a,h)anthracene	ND	6.7								
Fluoranthene	ND	6.7								
Fluorene	ND	6.7								
Indeno(1,2,3-cd)pyrene	ND	6.7								
Naphthalene	ND	6.7								
Phenanthrene	ND	6.7								
Pyrene	ND	6.7								
<i>Surr: 2-Fluorobiphenyl</i>	1211	0	1667	0	72.7	12-100	0			
<i>Surr: 4-Terphenyl-d14</i>	1714	0	1667	0	103	25-137	0			
<i>Surr: Nitrobenzene-d5</i>	1242	0	1667	0	74.5	37-107	0			

Note: See Qualifiers Page for a list of Qualifiers and their explanation.

Revision: 1

Client: ECT, Inc
 Work Order: 1405785
 Project: Stoney-Celeron Sediments 5.13.14

QC BATCH REPORT

Batch ID: 58817 Instrument ID SVMS8 Method: SW8270

LCS		Sample ID: SLCSS1-58817-58817				Units: µg/Kg		Analysis Date: 5/20/2014 10:05 PM		
Client ID:		Run ID: SVMS8_140520A			SeqNo: 2772676		Prep Date: 5/20/2014		DF: 1	
Analyte	Result	PQL	SPK Val	SPK Ref Value	%REC	Control Limit	RPD Ref Value	%RPD	RPD Limit	Qual
2-Methylnaphthalene	537.3	6.7	666.7	0	80.6	45-105	0			
Acenaphthene	564.7	6.7	666.7	0	84.7	45-110	0			
Acenaphthylene	547.7	6.7	666.7	0	82.1	45-105	0			
Anthracene	587	6.7	666.7	0	88	55-105	0			
Benzo(a)anthracene	628.3	6.7	666.7	0	94.2	50-110	0			
Benzo(a)pyrene	655.3	6.7	666.7	0	98.3	50-110	0			
Benzo(b)fluoranthene	641	6.7	666.7	0	96.1	45-115	0			
Benzo(g,h,i)perylene	572.7	6.7	666.7	0	85.9	40-125	0			
Benzo(k)fluoranthene	646	6.7	666.7	0	96.9	45-115	0			
Chrysene	601.3	6.7	666.7	0	90.2	55-110	0			
Dibenzo(a,h)anthracene	558	6.7	666.7	0	83.7	40-125	0			
Fluoranthene	590.7	6.7	666.7	0	88.6	55-115	0			
Fluorene	550	6.7	666.7	0	82.5	50-110	0			
Indeno(1,2,3-cd)pyrene	563.3	6.7	666.7	0	84.5	40-120	0			
Naphthalene	529	6.7	666.7	0	79.3	40-105	0			
Phenanthrene	587.3	6.7	666.7	0	88.1	50-110	0			
Pyrene	650.7	6.7	666.7	0	97.6	45-125	0			
Surr: 2-Fluorobiphenyl	1370	0	1667	0	82.2	12-100	0			
Surr: 4-Terphenyl-d14	1810	0	1667	0	109	25-137	0			
Surr: Nitrobenzene-d5	1494	0	1667	0	89.7	37-107	0			

Note: See Qualifiers Page for a list of Qualifiers and their explanation.

Revision: 1

Client: ECT, Inc
 Work Order: 1405785
 Project: Stoney-Celeron Sediments 5.13.14

QC BATCH REPORT

Batch ID: 58817 Instrument ID SVMS8 Method: SW8270

MS		Sample ID: 1405785-20A MS				Units: µg/Kg		Analysis Date: 5/21/2014 03:19 AM		
Client ID: C10		Run ID: SVMS8_140520A			SeqNo: 2774975		Prep Date: 5/20/2014		DF: 1	
Analyte	Result	PQL	SPK Val	SPK Ref Value	%REC	Control Limit	RPD Ref Value	%RPD	RPD Limit	Qual
2-Methylnaphthalene	976	13	1319	11.63	73.1	45-105	0			
Acenaphthene	1028	13	1319	0	77.9	45-110	0			
Acenaphthylene	1024	13	1319	12.96	76.7	45-105	0			
Anthracene	1236	13	1319	22.59	92	55-105	0			
Benzo(a)anthracene	1435	13	1319	92.03	102	50-110	0			
Benzo(a)pyrene	1479	13	1319	115.9	103	50-110	0			
Benzo(b)fluoranthene	1435	13	1319	139.9	98.2	45-115	0			
Benzo(g,h,i)perylene	1415	13	1319	89.37	100	40-125	0			
Benzo(k)fluoranthene	1323	13	1319	58.8	95.8	45-115	0			
Chrysene	1351	13	1319	87.04	95.8	55-110	0			
Dibenzo(a,h)anthracene	1260	13	1319	21.93	93.9	40-125	0			
Fluoranthene	1356	13	1319	108.3	94.6	55-115	0			
Fluorene	1054	13	1319	6.977	79.4	50-110	0			
Indeno(1,2,3-cd)pyrene	1442	13	1319	95.35	102	40-120	0			
Naphthalene	991.8	13	1319	42.52	72	40-105	0			
Phenanthrene	1327	13	1319	62.79	95.8	50-110	0			
Pyrene	1557	13	1319	119.3	109	45-125	0			
Surr: 2-Fluorobiphenyl	2493	0	3297	0	75.6	12-100	0			
Surr: 4-Terphenyl-d14	3659	0	3297	0	111	25-137	0			
Surr: Nitrobenzene-d5	2679	0	3297	0	81.3	37-107	0			

Note: See Qualifiers Page for a list of Qualifiers and their explanation.

Revision: 1

Client: ECT, Inc
 Work Order: 1405785
 Project: Stoney-Celeron Sediments 5.13.14

QC BATCH REPORT

Batch ID: 58817 Instrument ID SVMS8 Method: SW8270

MSD		Sample ID: 1405785-20A MSD				Units: µg/Kg		Analysis Date: 5/21/2014 03:39 AM		
Client ID: C10		Run ID: SVMS8_140520A				SeqNo: 2774976		Prep Date: 5/20/2014		DF: 1
Analyte	Result	PQL	SPK Val	SPK Ref Value	%REC	Control Limit	RPD Ref Value	%RPD	RPD Limit	Qual
2-Methylnaphthalene	950.9	13	1327	11.63	70.8	45-105	976	2.61	30	
Acenaphthene	1025	13	1327	0	77.2	45-110	1028	0.28	30	
Acenaphthylene	1060	13	1327	12.96	78.9	45-105	1024	3.42	30	
Anthracene	1211	13	1327	22.59	89.5	55-105	1236	2.08	30	
Benzo(a)anthracene	1395	13	1327	92.03	98.2	50-110	1435	2.79	30	
Benzo(a)pyrene	1439	13	1327	115.9	99.7	50-110	1479	2.73	30	
Benzo(b)fluoranthene	1322	13	1327	139.9	89.1	45-115	1435	8.21	30	
Benzo(g,h,i)perylene	1313	13	1327	89.37	92.2	40-125	1415	7.43	30	
Benzo(k)fluoranthene	1195	13	1327	58.8	85.6	45-115	1323	10.1	30	
Chrysene	1300	13	1327	87.04	91.4	55-110	1351	3.87	30	
Dibenzo(a,h)anthracene	1169	13	1327	21.93	86.4	40-125	1260	7.49	30	
Fluoranthene	1261	13	1327	108.3	86.8	55-115	1356	7.27	30	
Fluorene	1060	13	1327	6.977	79.4	50-110	1054	0.559	30	
Indeno(1,2,3-cd)pyrene	1342	13	1327	95.35	94	40-120	1442	7.17	30	
Naphthalene	962.8	13	1327	42.52	69.3	40-105	991.8	2.97	30	
Phenanthrene	1241	13	1327	62.79	88.8	50-110	1327	6.69	30	
Pyrene	1445	13	1327	119.3	99.9	45-125	1557	7.44	30	
Surr: 2-Fluorobiphenyl	2554	0	3318	0	77	12-100	2493	2.43	40	
Surr: 4-Terphenyl-d14	3384	0	3318	0	102	25-137	3659	7.83	40	
Surr: Nitrobenzene-d5	2747	0	3318	0	82.8	37-107	2679	2.5	40	

The following samples were analyzed in this batch:

1405785-06A	1405785-07A	1405785-08A
1405785-09A	1405785-10A	1405785-11A
1405785-12A	1405785-13A	1405785-14A
1405785-15A	1405785-16A	1405785-17A
1405785-18A	1405785-19A	1405785-20A
1405785-21A	1405785-22A	

Note: See Qualifiers Page for a list of Qualifiers and their explanation.

Revision: 1

Client: ECT, Inc
 Work Order: 1405785
 Project: Stoney-Celeron Sediments 5.13.14

QC BATCH REPORT

Batch ID: **59169** Instrument ID **SVMS8** Method: **SW8270**

MBLK		Sample ID: SBLKW1-59169-59169				Units: µg/L		Analysis Date: 6/1/2014 02:02 PM			
Client ID:		Run ID: SVMS8_140601A				SeqNo: 2790860		Prep Date: 5/30/2014		DF: 1	
Analyte	Result	PQL	SPK Val	SPK Ref Value	%REC	Control Limit	RPD Ref Value	%RPD	RPD Limit	Qual	
2-Methylnaphthalene	ND	5.0									
Acenaphthylene	ND	5.0									
Anthracene	ND	5.0									
Fluoranthene	ND	5.0									
Fluorene	ND	5.0									
Naphthalene	ND	5.0									
Phenanthrene	ND	5.0									
Pyrene	ND	5.0									
<i>Surr: 2-Fluorobiphenyl</i>	33.71	0	50	0	67.4	32-100	0				
<i>Surr: 4-Terphenyl-d14</i>	46.73	0	50	0	93.5	23-112	0				
<i>Surr: Nitrobenzene-d5</i>	35.9	0	50	0	71.8	31-93	0				

LCS		Sample ID: SLCSW1-59169-59169				Units: µg/L		Analysis Date: 6/1/2014 02:22 PM			
Client ID:		Run ID: SVMS8_140601A				SeqNo: 2790861		Prep Date: 5/30/2014		DF: 1	
Analyte	Result	PQL	SPK Val	SPK Ref Value	%REC	Control Limit	RPD Ref Value	%RPD	RPD Limit	Qual	
2-Methylnaphthalene	13.6	5.0	20	0	68	45-105	0				
Acenaphthylene	15.36	5.0	20	0	76.8	50-105	0				
Anthracene	16.36	5.0	20	0	81.8	55-110	0				
Fluoranthene	15.6	5.0	20	0	78	55-115	0				
Fluorene	14.94	5.0	20	0	74.7	50-110	0				
Naphthalene	13.66	5.0	20	0	68.3	40-100	0				
Phenanthrene	16.42	5.0	20	0	82.1	50-115	0				
Pyrene	17.68	5.0	20	0	88.4	50-130	0				
<i>Surr: 2-Fluorobiphenyl</i>	34.3	0	50	0	68.6	32-100	0				
<i>Surr: 4-Terphenyl-d14</i>	46.21	0	50	0	92.4	23-112	0				
<i>Surr: Nitrobenzene-d5</i>	37.92	0	50	0	75.8	31-93	0				

Note: See Qualifiers Page for a list of Qualifiers and their explanation.

Revision: 1

Client: ECT, Inc
 Work Order: 1405785
 Project: Stoney-Celeron Sediments 5.13.14

QC BATCH REPORT

Batch ID: 59169 Instrument ID SVMS8 Method: SW8270

MS				Sample ID: 1405785-23A MS			Units: µg/L		Analysis Date: 6/1/2014 03:11 PM		
Client ID: C05 - TCLP				Run ID: SVMS8_140601A			SeqNo: 2790862		Prep Date: 5/30/2014		DF: 1
Analyte	Result	PQL	SPK Val	SPK Ref Value	%REC	Control Limit	RPD Ref Value	%RPD	RPD Limit	Qual	
2-Methylnaphthalene	253.2	100	400	0	63.3	45-105	0			HHHH	
Acenaphthylene	282	100	400	0	70.5	50-105	0			HHHH	
Anthracene	314.2	100	400	0	78.6	55-110	0			HHHH	
Fluoranthene	307	100	400	0	76.8	55-115	0			HHHH	
Fluorene	277.4	100	400	0	69.4	50-110	0			HHHH	
Naphthalene	259.2	100	400	0	64.8	40-100	0			HHHH	
Phenanthrene	322	100	400	0	80.5	50-115	0			HHHH	
Pyrene	337.6	100	400	0	84.4	50-130	0			HHHH	
<i>Surr: 2-Fluorobiphenyl</i>	639.8	0	1000	0	64	32-100	0				
<i>Surr: 4-Terphenyl-d14</i>	903.6	0	1000	0	90.4	23-112	0				
<i>Surr: Nitrobenzene-d5</i>	702	0	1000	0	70.2	31-93	0				

MSD				Sample ID: 1405785-23A MSD			Units: µg/L		Analysis Date: 6/1/2014 03:31 PM		
Client ID: C05 - TCLP				Run ID: SVMS8_140601A			SeqNo: 2790863		Prep Date: 5/30/2014		DF: 1
Analyte	Result	PQL	SPK Val	SPK Ref Value	%REC	Control Limit	RPD Ref Value	%RPD	RPD Limit	Qual	
2-Methylnaphthalene	227.4	100	400	0	56.8	45-105	253.2	10.7	30	HHHH	
Acenaphthylene	265	100	400	0	66.2	50-105	282	6.22	30	HHHH	
Anthracene	310	100	400	0	77.5	55-110	314.2	1.35	30	HHHH	
Fluoranthene	296.8	100	400	0	74.2	55-115	307	3.38	30	HHHH	
Fluorene	266.8	100	400	0	66.7	50-110	277.4	3.9	30	HHHH	
Naphthalene	228.6	100	400	0	57.2	40-100	259.2	12.5	30	HHHH	
Phenanthrene	317.4	100	400	0	79.4	50-115	322	1.44	30	HHHH	
Pyrene	332	100	400	0	83	50-130	337.6	1.67	30	HHHH	
<i>Surr: 2-Fluorobiphenyl</i>	604.6	0	1000	0	60.5	32-100	639.8	5.66	40		
<i>Surr: 4-Terphenyl-d14</i>	841.2	0	1000	0	84.1	23-112	903.6	7.15	40		
<i>Surr: Nitrobenzene-d5</i>	651	0	1000	0	65.1	31-93	702	7.54	40		

The following samples were analyzed in this batch:

1405785-23A	1405785-24A	1405785-26A
1405785-27A	1405785-28A	1405785-29A
1405785-30A		

Note: See Qualifiers Page for a list of Qualifiers and their explanation.

Revision: 1

Client: ECT, Inc
 Work Order: 1405785
 Project: Stoney-Celeron Sediments 5.13.14

QC BATCH REPORT

Batch ID: 59217 Instrument ID SVMS8 Method: SW8270

MBLK		Sample ID: SBLKW1-59217-59217				Units: µg/L		Analysis Date: 6/2/2014 06:29 PM		
Client ID:		Run ID: SVMS8_140602A		SeqNo: 2791707		Prep Date: 6/2/2014		DF: 1		
Analyte	Result	PQL	SPK Val	SPK Ref Value	%REC	Control Limit	RPD Ref Value	%RPD	RPD Limit	Qual
2-Methylnaphthalene	ND	5.0								
Acenaphthene	ND	5.0								
Acenaphthylene	ND	5.0								
Anthracene	ND	5.0								
Fluoranthene	ND	5.0								
Fluorene	ND	5.0								
Naphthalene	ND	5.0								
Phenanthrene	ND	5.0								
Pyrene	ND	5.0								
<i>Surr: 2-Fluorobiphenyl</i>	30.15	0	50	0	60.3	32-100	0			
<i>Surr: 4-Terphenyl-d14</i>	39.81	0	50	0	79.6	23-112	0			
<i>Surr: Nitrobenzene-d5</i>	31.12	0	50	0	62.2	31-93	0			

LCS		Sample ID: SLCSW1-59217-59217				Units: µg/L		Analysis Date: 6/2/2014 06:50 PM		
Client ID:		Run ID: SVMS8_140602A		SeqNo: 2791708		Prep Date: 6/2/2014		DF: 1		
Analyte	Result	PQL	SPK Val	SPK Ref Value	%REC	Control Limit	RPD Ref Value	%RPD	RPD Limit	Qual
2-Methylnaphthalene	13.63	5.0	20	0	68.2	45-105	0			
Acenaphthene	14.35	5.0	20	0	71.8	45-110	0			
Acenaphthylene	14.11	5.0	20	0	70.6	50-105	0			
Anthracene	15.87	5.0	20	0	79.4	55-110	0			
Fluoranthene	17.45	5.0	20	0	87.2	55-115	0			
Fluorene	14.87	5.0	20	0	74.4	50-110	0			
Naphthalene	13.15	5.0	20	0	65.8	40-100	0			
Phenanthrene	16.59	5.0	20	0	83	50-115	0			
Pyrene	15.06	5.0	20	0	75.3	50-130	0			
<i>Surr: 2-Fluorobiphenyl</i>	31.79	0	50	0	63.6	32-100	0			
<i>Surr: 4-Terphenyl-d14</i>	41.52	0	50	0	83	23-112	0			
<i>Surr: Nitrobenzene-d5</i>	34.31	0	50	0	68.6	31-93	0			

Note: See Qualifiers Page for a list of Qualifiers and their explanation.

Revision: 1

Client: ECT, Inc
 Work Order: 1405785
 Project: Stoney-Celeron Sediments 5.13.14

QC BATCH REPORT

Batch ID: 59217 Instrument ID SVMS8 Method: SW8270

MS		Sample ID: 14051462-02B MS				Units: µg/L		Analysis Date: 6/2/2014 08:21 PM		
Client ID:		Run ID: SVMS8_140602A				SeqNo: 2791709		Prep Date: 6/2/2014		DF: 1
Analyte	Result	PQL	SPK Val	SPK Ref Value	%REC	Control Limit	RPD Ref Value	%RPD	RPD Limit	Qual
2-Methylnaphthalene	294.2	100	400	0	73.6	45-105	0			H
Acenaphthene	325	100	400	0	81.2	45-110	0			H
Acenaphthylene	313.6	100	400	0	78.4	50-105	0			H
Anthracene	344.8	100	400	0	86.2	55-110	0			H
Fluoranthene	383.6	100	400	0	95.9	55-115	0			H
Fluorene	332.4	100	400	0	83.1	50-110	0			H
Naphthalene	269.6	100	400	0	67.4	40-100	0			H
Phenanthrene	347.2	100	400	0	86.8	50-115	0			H
Pyrene	323.8	100	400	0	81	50-130	0			H
Surr: 2-Fluorobiphenyl	671.4	0	1000	0	67.1	32-100	0			
Surr: 4-Terphenyl-d14	843.8	0	1000	0	84.4	23-112	0			
Surr: Nitrobenzene-d5	717.8	0	1000	0	71.8	31-93	0			

MSD		Sample ID: 14051462-02B MSD				Units: µg/L		Analysis Date: 6/2/2014 08:42 PM		
Client ID:		Run ID: SVMS8_140602A				SeqNo: 2791710		Prep Date: 6/2/2014		DF: 1
Analyte	Result	PQL	SPK Val	SPK Ref Value	%REC	Control Limit	RPD Ref Value	%RPD	RPD Limit	Qual
2-Methylnaphthalene	299.8	100	400	0	75	45-105	294.2	1.89	30	H
Acenaphthene	323.4	100	400	0	80.8	45-110	325	0.494	30	H
Acenaphthylene	311.8	100	400	0	78	50-105	313.6	0.576	30	H
Anthracene	355.8	100	400	0	89	55-110	344.8	3.14	30	H
Fluoranthene	391.8	100	400	0	98	55-115	383.6	2.12	30	H
Fluorene	334	100	400	0	83.5	50-110	332.4	0.48	30	H
Naphthalene	268.8	100	400	0	67.2	40-100	269.6	0.297	30	H
Phenanthrene	355	100	400	0	88.8	50-115	347.2	2.22	30	H
Pyrene	329.2	100	400	0	82.3	50-130	323.8	1.65	30	H
Surr: 2-Fluorobiphenyl	645.2	0	1000	0	64.5	32-100	671.4	3.98	40	
Surr: 4-Terphenyl-d14	839.8	0	1000	0	84	23-112	843.8	0.475	40	
Surr: Nitrobenzene-d5	744	0	1000	0	74.4	31-93	717.8	3.58	40	

The following samples were analyzed in this batch:

1405785-37A	1405785-38A	1405785-39A
1405785-40A	1405785-41A	

Note: See Qualifiers Page for a list of Qualifiers and their explanation.

Revision: 1

Client: ECT, Inc
 Work Order: 1405785
 Project: Stoney-Celeron Sediments 5.13.14

QC BATCH REPORT

Batch ID: 59675 Instrument ID SVMS7 Method: SW8270

MBLK		Sample ID: SBLKW1-59675-59675				Units: µg/L		Analysis Date: 6/16/2014 03:57 AM		
Client ID:		Run ID: SVMS7_140614A		SeqNo: 2811138		Prep Date: 6/13/2014		DF: 1		
Analyte	Result	PQL	SPK Val	SPK Ref Value	%REC	Control Limit	RPD Ref Value	%RPD	RPD Limit	Qual
2-Methylnaphthalene	ND	5.0								
Acenaphthene	ND	5.0								
Acenaphthylene	ND	5.0								
Anthracene	ND	5.0								
Fluoranthene	ND	5.0								
Fluorene	ND	5.0								
Naphthalene	ND	5.0								
Phenanthrene	ND	5.0								
Pyrene	ND	5.0								
<i>Surr: 2-Fluorobiphenyl</i>	74.03	0	114	0	64.9	20-140	0			
<i>Surr: 4-Terphenyl-d14</i>	126.3	0	114	0	111	22-172	0			
<i>Surr: Nitrobenzene-d5</i>	88.66	0	114	0	77.8	8-140	0			

LCS		Sample ID: SLCSW1-59675-59675				Units: µg/L		Analysis Date: 6/16/2014 04:25 AM		
Client ID:		Run ID: SVMS7_140614A		SeqNo: 2811139		Prep Date: 6/13/2014		DF: 1		
Analyte	Result	PQL	SPK Val	SPK Ref Value	%REC	Control Limit	RPD Ref Value	%RPD	RPD Limit	Qual
2-Methylnaphthalene	26.67	5.0	45.7	0	58.4	50-140	0			
Acenaphthene	32	5.0	45.7	0	70	60-140	0			
Acenaphthylene	33.28	5.0	45.7	0	72.8	60-140	0			
Anthracene	33.58	5.0	45.7	0	73.5	60-140	0			
Fluoranthene	34.08	5.0	45.7	0	74.6	60-140	0			
Fluorene	33.12	5.0	45.7	0	72.5	60-140	0			
Naphthalene	24.55	5.0	45.7	0	53.7	40-140	0			
Phenanthrene	34.26	5.0	45.7	0	75	60-140	0			
Pyrene	35.61	5.0	45.7	0	77.9	60-140	0			
<i>Surr: 2-Fluorobiphenyl</i>	73.87	0	114	0	64.8	20-140	0			
<i>Surr: 4-Terphenyl-d14</i>	106.5	0	114	0	93.4	22-172	0			
<i>Surr: Nitrobenzene-d5</i>	80.07	0	114	0	70.2	8-140	0			

Note: See Qualifiers Page for a list of Qualifiers and their explanation.

Revision: 1

Client: ECT, Inc
 Work Order: 1405785
 Project: Stoney-Celeron Sediments 5.13.14

QC BATCH REPORT

Batch ID: 59675 Instrument ID SVMS7 Method: SW8270

MS		Sample ID: 1406582-06A MS				Units: µg/L		Analysis Date: 6/16/2014 04:53 AM		
Client ID:		Run ID: SVMS7_140614A		SeqNo: 2811140		Prep Date: 6/13/2014		DF: 1		
Analyte	Result	PQL	SPK Val	SPK Ref Value	%REC	Control Limit	RPD Ref Value	%RPD	RPD Limit	Qual
2-Methylnaphthalene	92.8	18	160	0	58	50-140	0			
Acenaphthene	117.1	18	160	0	73.2	60-140	0			
Acenaphthylene	123.8	18	160	0	77.4	60-140	0			
Anthracene	124.9	18	160	0	78.1	60-140	0			
Fluoranthene	126.6	18	160	0	79.2	60-140	0			
Fluorene	123.4	18	160	0	77.2	60-140	0			
Naphthalene	82.72	18	160	0	51.7	40-140	0			
Phenanthrene	127.9	18	160	0	80	60-140	0			
Pyrene	134.4	18	160	0	84	60-140	0			
<i>Surr: 2-Fluorobiphenyl</i>	269.6	0	399	0	67.6	20-140	0			
<i>Surr: 4-Terphenyl-d14</i>	393	0	399	0	98.5	22-172	0			
<i>Surr: Nitrobenzene-d5</i>	299.1	0	399	0	75	8-140	0			

MSD		Sample ID: 1406582-06A MSD				Units: µg/L		Analysis Date: 6/16/2014 05:21 AM		
Client ID:		Run ID: SVMS7_140614A		SeqNo: 2811141		Prep Date: 6/13/2014		DF: 1		
Analyte	Result	PQL	SPK Val	SPK Ref Value	%REC	Control Limit	RPD Ref Value	%RPD	RPD Limit	Qual
2-Methylnaphthalene	88.4	18	160	0	55.3	50-140	92.8	4.86	30	
Acenaphthene	117.7	18	160	0	73.6	60-140	117.1	0.477	30	
Acenaphthylene	123.3	18	160	0	77.1	60-140	123.8	0.389	30	
Anthracene	126	18	160	0	78.8	60-140	124.9	0.893	30	
Fluoranthene	128.2	18	160	0	80.2	60-140	126.6	1.26	30	
Fluorene	123.5	18	160	0	77.2	60-140	123.4	0.0648	30	
Naphthalene	80.48	18	160	0	50.3	40-140	82.72	2.75	30	
Phenanthrene	130.1	18	160	0	81.3	60-140	127.9	1.67	30	
Pyrene	135.7	18	160	0	84.8	60-140	134.4	0.948	30	
<i>Surr: 2-Fluorobiphenyl</i>	273.8	0	399	0	68.6	20-140	269.6	1.56	30	
<i>Surr: 4-Terphenyl-d14</i>	393.4	0	399	0	98.6	22-172	393	0.102	30	
<i>Surr: Nitrobenzene-d5</i>	300.4	0	399	0	75.3	8-140	299.1	0.427	30	

The following samples were analyzed in this batch:

1405785-23A	1405785-24A	1405785-26A
1405785-27A	1405785-28A	1405785-29A
1405785-30A	1405785-31A	1405785-32A
1405785-33A	1405785-34A	1405785-35A
1405785-36A	1405785-37A	1405785-38A
1405785-40A	1405785-41A	

Note: See Qualifiers Page for a list of Qualifiers and their explanation.

Revision: 1

Client: ECT, Inc
 Work Order: 1405785
 Project: Stoney-Celeron Sediments 5.13.14

QC BATCH REPORT

Batch ID: 59720 Instrument ID SVMS7 Method: SW8270

MBLK		Sample ID: SBLKW1-59720-59720				Units: µg/L		Analysis Date: 6/17/2014 09:54 AM		
Client ID:		Run ID: SVMS7_140617A			SeqNo: 2814659		Prep Date: 6/16/2014		DF: 1	
Analyte	Result	PQL	SPK Val	SPK Ref Value	%REC	Control Limit	RPD Ref Value	%RPD	RPD Limit	Qual
Acenaphthylene	ND	5.0								
Anthracene	ND	5.0								
Fluoranthene	ND	5.0								
Fluorene	ND	5.0								
Naphthalene	ND	5.0								
Phenanthrene	ND	5.0								
Pyrene	ND	5.0								
Surr: 2-Fluorobiphenyl	73.74	0	114	0	64.7	20-140	0			
Surr: 4-Terphenyl-d14	118.3	0	114	0	104	22-172	0			
Surr: Nitrobenzene-d5	84.3	0	114	0	73.9	8-140	0			

LCS		Sample ID: SLCSW1-59720-59720				Units: µg/L		Analysis Date: 6/17/2014 10:22 AM		
Client ID:		Run ID: SVMS7_140617A			SeqNo: 2814660		Prep Date: 6/16/2014		DF: 1	
Analyte	Result	PQL	SPK Val	SPK Ref Value	%REC	Control Limit	RPD Ref Value	%RPD	RPD Limit	Qual
Acenaphthylene	31.79	5.0	45.7	0	69.6	60-140	0			
Anthracene	32.85	5.0	45.7	0	71.9	60-140	0			
Fluoranthene	32.07	5.0	45.7	0	70.2	60-140	0			
Fluorene	31.11	5.0	45.7	0	68.1	60-140	0			
Naphthalene	26.88	5.0	45.7	0	58.8	40-140	0			
Phenanthrene	33.37	5.0	45.7	0	73	60-140	0			
Pyrene	32.34	5.0	45.7	0	70.8	60-140	0			
Surr: 2-Fluorobiphenyl	71.47	0	114	0	62.7	20-140	0			
Surr: 4-Terphenyl-d14	97.74	0	114	0	85.7	22-172	0			
Surr: Nitrobenzene-d5	77.17	0	114	0	67.7	8-140	0			

MS		Sample ID: 1406586-01C MS				Units: µg/L		Analysis Date: 6/17/2014 10:50 AM		
Client ID:		Run ID: SVMS7_140617A			SeqNo: 2814661		Prep Date: 6/16/2014		DF: 1	
Analyte	Result	PQL	SPK Val	SPK Ref Value	%REC	Control Limit	RPD Ref Value	%RPD	RPD Limit	Qual
Acenaphthylene	123	18	160	0	76.9	60-140	0			
Anthracene	126.6	18	160	0	79.1	60-140	0			
Fluoranthene	125.1	18	160	0	78.2	60-140	0			
Fluorene	122.9	18	160	0	76.8	60-140	0			
Naphthalene	98.56	18	160	0	61.6	40-140	0			
Phenanthrene	126.2	18	160	0	78.9	60-140	0			
Pyrene	129.8	18	160	0	81.2	60-140	0			
Surr: 2-Fluorobiphenyl	279	0	399	0	69.9	20-140	0			
Surr: 4-Terphenyl-d14	383.1	0	399	0	96	22-172	0			
Surr: Nitrobenzene-d5	301.3	0	399	0	75.5	8-140	0			

Note: See Qualifiers Page for a list of Qualifiers and their explanation.

Revision: 1

Client: ECT, Inc
Work Order: 1405785
Project: Stoney-Celeron Sediments 5.13.14

QC BATCH REPORT

Batch ID: **59720** Instrument ID **SVMS7** Method: **SW8270**

MSD		Sample ID: 1406586-01C MSD				Units: µg/L		Analysis Date: 6/17/2014 11:18 AM		
Client ID:		Run ID: SVMS7_140617A		SeqNo: 2814662		Prep Date: 6/16/2014		DF: 1		
Analyte	Result	PQL	SPK Val	SPK Ref Value	%REC	Control Limit	RPD Ref Value	%RPD	RPD Limit	Qual
Acenaphthylene	120.4	18	160	0	75.3	60-140	123	2.17	30	
Anthracene	121	18	160	0	75.6	60-140	126.6	4.52	30	
Fluoranthene	119.7	18	160	0	74.8	60-140	125.1	4.44	30	
Fluorene	118.2	18	160	0	73.9	60-140	122.9	3.85	30	
Naphthalene	100	18	160	0	62.5	40-140	98.56	1.45	30	
Phenanthrene	122.6	18	160	0	76.6	60-140	126.2	2.96	30	
Pyrene	124.3	18	160	0	77.7	60-140	129.8	4.34	30	
<i>Surr: 2-Fluorobiphenyl</i>	265.1	0	399	0	66.4	20-140	279	5.09	30	
<i>Surr: 4-Terphenyl-d14</i>	361.7	0	399	0	90.6	22-172	383.1	5.76	30	
<i>Surr: Nitrobenzene-d5</i>	285.6	0	399	0	71.6	8-140	301.3	5.34	30	

The following samples were analyzed in this batch: | 1405785-39A |

Client: ECT, Inc
 Work Order: 1405785
 Project: Stoney-Celeron Sediments 5.13.14

QC BATCH REPORT

Batch ID: **R140944** Instrument ID **MOIST** Method: **A2540 G**

MBLK	Sample ID: WBLKS-R140944		Units: % of sample				Analysis Date: 5/16/2014 10:05 AM			
Client ID:	Run ID: MOIST_140516A		SeqNo: 2767136		Prep Date:		DF: 1			
Analyte	Result	PQL	SPK Val	SPK Ref Value	%REC	Control Limit	RPD Ref Value	%RPD	RPD Limit	Qual

Moisture 0.03 0.050 J

LCS	Sample ID: LCS-R140944		Units: % of sample				Analysis Date: 5/16/2014 10:05 AM			
Client ID:	Run ID: MOIST_140516A		SeqNo: 2767134		Prep Date:		DF: 1			
Analyte	Result	PQL	SPK Val	SPK Ref Value	%REC	Control Limit	RPD Ref Value	%RPD	RPD Limit	Qual

Moisture 100 0.050 100 0 100 99.5-100.5 0

DUP	Sample ID: 1405785-21A DUP		Units: % of sample				Analysis Date: 5/16/2014 10:05 AM			
Client ID: C09	Run ID: MOIST_140516A		SeqNo: 2767074		Prep Date:		DF: 1			
Analyte	Result	PQL	SPK Val	SPK Ref Value	%REC	Control Limit	RPD Ref Value	%RPD	RPD Limit	Qual

Moisture 25.46 0.050 0 0 0 0-0 26.37 3.51 20

DUP	Sample ID: 1405800-01B DUP		Units: % of sample				Analysis Date: 5/16/2014 10:05 AM			
Client ID:	Run ID: MOIST_140516A		SeqNo: 2767131		Prep Date:		DF: 1			
Analyte	Result	PQL	SPK Val	SPK Ref Value	%REC	Control Limit	RPD Ref Value	%RPD	RPD Limit	Qual

Moisture 15.49 0.050 0 0 0 0-0 16.59 6.86 20

The following samples were analyzed in this batch:

1405785-01A	1405785-02A	1405785-03A
1405785-04A	1405785-05A	1405785-06A
1405785-07A	1405785-21A	

Note: See Qualifiers Page for a list of Qualifiers and their explanation.

Revision: 1

Client: ECT, Inc
 Work Order: 1405785
 Project: Stoney-Celeron Sediments 5.13.14

QC BATCH REPORT

Batch ID: **R140952** Instrument ID **MOIST** Method: **A2540 G**

MBLK	Sample ID: WBLKS-R140952		Units: % of sample		Analysis Date: 5/16/2014 10:37 AM					
Client ID:	Run ID: MOIST_140516B		SeqNo: 2767424		Prep Date:		DF: 1			
Analyte	Result	PQL	SPK Val	SPK Ref Value	%REC	Control Limit	RPD Ref Value	%RPD	RPD Limit	Qual

Moisture ND 0.050

LCS	Sample ID: LCS-R140952		Units: % of sample		Analysis Date: 5/16/2014 10:37 AM					
Client ID:	Run ID: MOIST_140516B		SeqNo: 2767410		Prep Date:		DF: 1			
Analyte	Result	PQL	SPK Val	SPK Ref Value	%REC	Control Limit	RPD Ref Value	%RPD	RPD Limit	Qual

Moisture 100 0.050 100 0 100 99.5-100.5 0

DUP	Sample ID: 1405785-08A DUP		Units: % of sample		Analysis Date: 5/16/2014 10:37 AM					
Client ID: C20	Run ID: MOIST_140516B		SeqNo: 2767385		Prep Date:		DF: 1			
Analyte	Result	PQL	SPK Val	SPK Ref Value	%REC	Control Limit	RPD Ref Value	%RPD	RPD Limit	Qual

Moisture 34.75 0.050 0 0 0 0-0 34.56 0.548 20

DUP	Sample ID: 1405785-18A DUP		Units: % of sample		Analysis Date: 5/16/2014 10:37 AM					
Client ID: CN3	Run ID: MOIST_140516B		SeqNo: 2767396		Prep Date:		DF: 1			
Analyte	Result	PQL	SPK Val	SPK Ref Value	%REC	Control Limit	RPD Ref Value	%RPD	RPD Limit	Qual

Moisture 23.55 0.050 0 0 0 0-0 22.68 3.76 20

The following samples were analyzed in this batch:

1405785-08A	1405785-09A	1405785-10A
1405785-11A	1405785-12A	1405785-13A
1405785-14A	1405785-15A	1405785-16A
1405785-17A	1405785-18A	1405785-19A
1405785-20A	1405785-22A	

Note: See Qualifiers Page for a list of Qualifiers and their explanation.

Revision: 1



www.ectinc.com

CHAIN OF CUSTODY RECORD

1405785

- Detroit:** 719 Griswold St., Suite 1040, Detroit, MI 48226; 313-963-6600
- Ann Arbor:** 2200 Commonwealth Blvd., Suite 300, Ann Arbor, MI 48105; 734-769-3004
- Clinton Twp:** 33900 Harper Ave, Suite 101., Clinton Township MI 48035
- Benton Harbor:** 115A W. Main St., Benton Harbor, MI 49022; 269-927-3366
- Lansing:** 3125 Sovereign Drive, Suite 9A, Lansing, MI 48911; 517-272-9200
- Traverse City:** 3622 Veterans Dr., Suite 2, Traverse City, MI 49684; 231-946-8200

PROJECT NAME/NUMBER (INCLUDE TASK NUMBER)							ANALYSES REQUESTED							Page <u>1</u> of <u>3</u>			
Stoney/Celeron Sediment														← PRESERVATIVES A NONE pH-7 B HNO ₃ pH<2 C H ₂ SO ₄ pH<2 D 1+1 HCl pH<2 E NaOH pH>12 F ZnAc/NaOH pH>9 G MeOH H Other (note below)			
CONTACT PERSON/EMAIL ADDRESS																	
Thomas Konja (Tkonja@ectinc.com)																	
SAMPLER(S) NAME(S)																	
Thomas Konja																	
Turnaround Requirements Standard 5-7 Day <input checked="" type="checkbox"/> 2 Day (RUSH) <input type="checkbox"/> 24 Hour (RUSH) <input type="checkbox"/> SPECIAL <input type="checkbox"/>				Matrix Key S = Soil SL = Sludge W = Water A = Air O = Oil X = Other (Larval fish)													
LAB ID#	DATE	TIME	COMP/GRAB	SAMPLE IDENTIFICATION	MATRIX	CONTAINERS		Metals (7) (see remarks)	PNAs	PCBs	Moisture	Grain Size	TCLP/SPLP (see remarks)				
						NO.	SIZE										
1	05/13/14	0928	Comp	C27	S	1	16oz	x	x	x	x	x					Metals - As, Cd, Cu, Pb, Hg, Se, Zn
2		0938	Comp	C26													*Please do not initiate TCLP/SPLP till further notice
3		0950	Comp	C25													
4		1000	Comp	C24													
5		1008	Comp	C23													
6		1020	Comp	C22													
7		1027	Comp	C21													
8		1035	Comp	C20													
9		1045	Comp	C19													
10		1051	Comp	C18													
RELINQUISHED BY:		DATE:	TIME:	RECEIVED BY:		DATE:	TIME:	Report and Original COC to:									
<i>[Signature]</i>		05/13/14	1800	<i>[Signature]</i>		5-14-14	1430										
RELINQUISHED BY:		DATE:	TIME:	RECEIVED BY:		DATE:	TIME:	Laboratory:									
<i>[Signature]</i>		05/14/14	1430	<i>[Signature]</i>													
RELINQUISHED BY:		DATE:	TIME:	RECEIVED AT LAB BY:		DATE:	TIME:	Lab Project #:									
<i>[Signature]</i>		5-14-14	1900	<i>[Signature]</i>		5/15/14	0830	Temperature at Receipt: 3.4°C									



www.ectinc.com

CHAIN OF CUSTODY RECORD

1405785

- Detroit:** 719 Griswold St., Suite 1040, Detroit, MI 48226; 313-963-6600
- Ann Arbor:** 2200 Commonwealth Blvd., Suite 300, Ann Arbor, MI 48105; 734-769-3004
- Clinton Twp:** 33900 Harper Ave, Suite 101., Clinton Township MI 48035
- Benton Harbor:** 115A W. Main St., Benton Harbor, MI 49022; 269-927-3366
- Lansing:** 3125 Sovereign Drive, Suite 9A, Lansing, MI 48911; 517-272-9200
- Traverse City:** 3622 Veterans Dr., Suite 2, Traverse City, MI 49684; 231-946-8200

PROJECT NAME/NUMBER (INCLUDE TASK NUMBER)								ANALYSES REQUESTED							Page <u>2</u> of <u>3</u>	
CONTACT PERSON/EMAIL ADDRESS															← PRESERVATIVES A NONE pH-7 B HNO ₃ pH<2 C H ₂ SO ₄ pH<2 D 1+1 HCl pH<2 E NaOH pH>12 F ZnAc/NaOH pH>9 G MeOH H Other (note below)	
SAMPLER(S) NAME(S)																
Stoney/Celeron Sediment Thomas Konja (Tkonja@ectinc.com) Thomas Konja Turnaround Requirements: Standard 5-7 Day <input checked="" type="checkbox"/> 2 Day (RUSH) <input type="checkbox"/> 24 Hour (RUSH) <input type="checkbox"/> SPECIAL <input type="checkbox"/> Matrix Key: S = Soil, SL = Sludge, W = Water, A = Air, O = Oil, X = Other (Larval fish)								Metals (7) (see remarks) PNAS PCBs Moisture Grain Size TCLP/SPLP (see remarks)								
LAB ID#	DATE	TIME	COMPLY GRAB	SAMPLE IDENTIFICATION	MATRIX	CONTAINERS										
11	5/13/14	1100	Comp	C17	S	1	16oz	x	x	x	x	x		Metals - As, Cd, Cu, Pb, Hg, Se, Zn		
12		1110	Comp	C14										*Please do not initiate TCLP/SPLP till further notice		
13		1120	Comp	C15												
14		1120	Comp	C16												
14		1136	Comp	C13												
15		1145	Comp	C12												
16		1253	Comp	CN1												
17		1300	Comp	CN2												
18		1310	Comp	CN3												
19		1321	Comp	C11												
RELINQUISHED BY:		DATE:	TIME:	RECEIVED BY:		DATE:	TIME:	Report and Original COC to:								
[Signature]		05/12/14	1900	[Signature]		5-14-14	14:30									
RELINQUISHED BY:		DATE:	TIME:	RECEIVED BY:		DATE:	TIME:	Laboratory:								
[Signature]		05/14/14	1430	[Signature]												
RELINQUISHED BY:		DATE:	TIME:	RECEIVED AT LAB BY:		DATE:	TIME:	Lab Project #:								
[Signature]		5-14-14	1900	[Signature]		5/15/14	0830	Temperature at Receipt:		3.4°C						

700

Joe Ribar

From: Thomas Konja <tkonja@ectinc.com>
Sent: Wednesday, May 28, 2014 10:02 AM
To: Joe Ribar
Cc: Chad Whelton; Ann Preston
Subject: RE: 1405785 Sediments 5.13.14 Prelim

Joe,

TCLP:

	(23) C05	(29) C09	-25 C10	(26) C11	(27) C12	-28 C13	(29) C14	(30) C15	(31) C17	(32) C18	(33) C19	(34) C20	(35) C21	(36) C22	(37) C23	(38) C24	(39) C25	(40) C26	(41) C27	-42 CN1	-43 CN2	-44 CN3
cadmium	X																X					
mercury		X		X	X		X	X	X	X		X	X	X	X	X	X	X	X			
selenium	X	X	X	X	X	X	X	X	X	X	X	X	X	X	X	X	X	X	X	X	X	X
zinc				X		X		X	X	X		X	X	X	X	X	X	X	X			
2-Methylnaphthalene							X	X	X			X			X		X					
Acenaphthene									X						X							
Acenaphthylene		X		X	X		X	X	X	X	X	X	X	X	X	X	X	X	X			
Anthracene		X		X	X		X	X	X	X	X	X	X	X	X	X	X	X	X			
Fluoranthene		X		X	X	X	X	X	X	X	X	X	X	X	X	X	X	X	X			
Fluorene							X		X			X		X		X	X	X				
Naphthalene		X		X	X		X	X	X	X	X	X		X			X	X				
Phenanthrene		X		X	X		X	X	X	X	X	X	X	X	X	X	X	X	X			
Pyrene	X	X		X	X		X	X	X	X	X	X	X	X	X	X	X	X	X			

Let me know if this makes sense. If you have any questions please feel free to call me.

Thanks,

Thomas Konja
 Associate Scientist

Ann Preston

From: Thomas Konja [tkonja@ectinc.com]
Sent: Tuesday, May 13, 2014 5:52 PM
To: Ann Preston
Subject: Stoney Celeron Sediment Samples
Ann,

picked up 5/14/14

I have prepared the COC and signed it. All 24 samples are in the sample fridge in the office and there is ice to put into the cooler in the freezer.

Notes:

The samples with notes are C05 and C05-1.

This is where I may run into an issue with the samples.

I may not have enough sample at these two sites, and the jars have a lot of water in them.

- If C05 can be processed then C05-1 can then be thrown out.
- If C05 does not have enough sample within the container then C05-1 can then be processed
- If both samples don't have enough sample in the 16oz jar, toss out the samples and please notify me so I may try to resample in that area.
- If this a problem with the lab then the samples may be tossed and I need to be notified so I may resample.

I put C05-1 on a separate COC so there may be hold on the sample till then.
Please call with any questions.

Thanks,

Thomas Konja
Associate Scientist



2200 Commonwealth Blvd. | Ann Arbor, Michigan 48105
734-272-3004 (Office) | 734-272-0290 (Direct) | 248-880-2977 (Mobile) | 734-769-3164 (Fax)
TKonja@ectinc.com | www.ectinc.com
Follow us: [linkedin](#) | [twitter.com/ectinc](#)

ALS Group: Click [here](#) to report this email as spam.

Sample Receipt Checklist

Client Name: **ECT-AA**

Date/Time Received: **15-May-14 08:30**

Work Order: **1405785**

Received by: **DS**


Checklist completed by Diane Shaw 15-May-14
eSignature Date

Reviewed by: Ann Preston 15-May-14
eSignature Date

Matrices: Sediment
 Carrier name: City Transfer

Shipping container/cooler in good condition?	Yes <input checked="" type="checkbox"/>	No <input type="checkbox"/>	Not Present <input type="checkbox"/>
Custody seals intact on shipping container/cooler?	Yes <input checked="" type="checkbox"/>	No <input type="checkbox"/>	Not Present <input type="checkbox"/>
Custody seals intact on sample bottles?	Yes <input type="checkbox"/>	No <input type="checkbox"/>	Not Present <input checked="" type="checkbox"/>
Chain of custody present?	Yes <input checked="" type="checkbox"/>	No <input type="checkbox"/>	
Chain of custody signed when relinquished and received?	Yes <input checked="" type="checkbox"/>	No <input type="checkbox"/>	
Chain of custody agrees with sample labels?	Yes <input checked="" type="checkbox"/>	No <input type="checkbox"/>	
Samples in proper container/bottle?	Yes <input checked="" type="checkbox"/>	No <input type="checkbox"/>	
Sample containers intact?	Yes <input checked="" type="checkbox"/>	No <input type="checkbox"/>	
Sufficient sample volume for indicated test?	Yes <input checked="" type="checkbox"/>	No <input type="checkbox"/>	
All samples received within holding time?	Yes <input checked="" type="checkbox"/>	No <input type="checkbox"/>	
Container/Temp Blank temperature in compliance?	Yes <input checked="" type="checkbox"/>	No <input type="checkbox"/>	
Sample(s) received on ice?	Yes <input checked="" type="checkbox"/>	No <input type="checkbox"/>	
Temperature(s)/Thermometer(s):	<input type="text" value="3.4 c"/>		
Cooler(s)/Kit(s):	<input type="text"/>		
Date/Time sample(s) sent to storage:	<input type="text" value="5/15/2014 3:54:10 PM"/>		
Water - VOA vials have zero headspace?	Yes <input type="checkbox"/>	No <input type="checkbox"/>	No VOA vials submitted <input checked="" type="checkbox"/>
Water - pH acceptable upon receipt?	Yes <input type="checkbox"/>	No <input type="checkbox"/>	N/A <input checked="" type="checkbox"/>
pH adjusted?	Yes <input type="checkbox"/>	No <input type="checkbox"/>	N/A <input checked="" type="checkbox"/>
pH adjusted by:	<input type="text"/>		

Login Notes:





Client Contacted: _____ Date Contacted: _____ Person Contacted: _____

Contacted By: _____ Regarding: _____


Comments:

CorrectiveAction:

 ALS Environmental 3352 128th Avenue Holland, Michigan 49424 Tel. +1 616 399 6070 Fax. +1 616 399 6185	CUSTODY SEAL		Seal Broken By:
	Date: <u>5-14-14</u> Time: _____	Name: _____	Date:
	Company: <u>C.S.</u>		

Date:	Company:	 ALS Environmental 3352 128th Avenue Holland, Michigan 49424 Tel. +1 616 399 6070 Fax. +1 616 399 6185
Seal Broken By:	Date: <u>5-14-14</u> Name: _____ Company: _____	
CUSTODY SEAL		

ALS Environmental 3352 128th Avenue Holland, Michigan 49424 Tel. +1 616 399 6070 Fax. +1 616 399 6185	CUSTODY SEAL		Seal Broken By:
	Date: <u>5-14-14</u> Time: _____	Name: _____	Date:
	Company: _____		

 ALS Environmental 3352 128th Avenue Holland, Michigan 49424 Tel. +1 616 399 6070 Fax. +1 616 399 6185	CUSTODY SEAL		Seal Broken By:
	Date: <u>5-14-14</u> Time: _____	Name: _____	Date:
	Company: _____		



09-Jun-2014

Thomas Konja
ECT, Inc
2200 Commonwealth Blvd
Suite 300
Ann Arbor, MI 48105

Re: **Stoney-Celeron Sediments 5.19.14**

Work Order: **14051067**

Dear Thomas,

Revision: **1**

ALS Environmental received 46 samples on 21-May-2014 08:30 AM for the analyses presented in the following report.

The analytical data provided relates directly to the samples received by ALS Environmental and for only the analyses requested.

Sample results are compliant with NELAP standard requirements and QC results achieved laboratory specifications. Any exceptions are noted in the Case Narrative, or noted with qualifiers in the report or QC batch information. Should this laboratory report need to be reproduced, it should be reproduced in full unless written approval has been obtained from ALS Environmental. Samples will be disposed in 30 days unless storage arrangements are made.

The total number of pages in this report is 104.

If you have any questions regarding this report, please feel free to contact me.

Sincerely,

A handwritten signature in cursive script that reads "Ann Preston".

Electronically approved by: Ann Preston

Ann Preston
Project Manager



Certificate No: MI: 0022

Report of Laboratory Analysis

ADDRESS 3352 128th Avenue Holland, Michigan 49424-9263 | PHONE (616) 399-6070 | FAX (616) 399-6185

ALS GROUP USA, CORP Part of the ALS Laboratory Group A Campbell Brothers Limited Company

Environmental

www.alsglobal.com

RIGHT SOLUTIONS RIGHT PARTNER

Client: ECT, Inc
 Project: Stoney-Celeron Sediments 5.19.14
 Work Order: 14051067

Work Order Sample Summary

<u>Lab Samp ID</u>	<u>Client Sample ID</u>	<u>Matrix</u>	<u>Tag Number</u>	<u>Collection Date</u>	<u>Date Received</u>	<u>Hold</u>
14051067-01	C04	Sediment		5/19/2014 09:14	5/21/2014 08:30	<input type="checkbox"/>
14051067-02	S01	Sediment		5/19/2014 10:00	5/21/2014 08:30	<input type="checkbox"/>
14051067-03	S03	Sediment		5/19/2014 10:15	5/21/2014 08:30	<input type="checkbox"/>
14051067-04	S05	Sediment		5/19/2014 10:34	5/21/2014 08:30	<input type="checkbox"/>
14051067-05	S07	Sediment		5/19/2014 10:51	5/21/2014 08:30	<input type="checkbox"/>
14051067-06	S08	Sediment		5/19/2014 11:05	5/21/2014 08:30	<input type="checkbox"/>
14051067-07	S09	Sediment		5/19/2014 11:15	5/21/2014 08:30	<input type="checkbox"/>
14051067-08	S11	Sediment		5/19/2014 11:25	5/21/2014 08:30	<input type="checkbox"/>
14051067-09	S12	Sediment		5/19/2014 11:30	5/21/2014 08:30	<input type="checkbox"/>
14051067-10	S13	Sediment		5/19/2014 11:37	5/21/2014 08:30	<input type="checkbox"/>
14051067-11	S04	Sediment		5/19/2014 10:23	5/21/2014 08:30	<input type="checkbox"/>
14051067-12	S16	Sediment		5/19/2014 11:56	5/21/2014 08:30	<input type="checkbox"/>
14051067-13	S17	Sediment		5/19/2014 12:05	5/21/2014 08:30	<input type="checkbox"/>
14051067-14	S18	Sediment		5/19/2014 12:11	5/21/2014 08:30	<input type="checkbox"/>
14051067-15	S19	Sediment		5/19/2014 12:17	5/21/2014 08:30	<input type="checkbox"/>
14051067-16	S20	Sediment		5/19/2014 12:22	5/21/2014 08:30	<input type="checkbox"/>
14051067-17	S21	Sediment		5/19/2014 12:30	5/21/2014 08:30	<input type="checkbox"/>
14051067-18	S22	Sediment		5/19/2014 12:36	5/21/2014 08:30	<input type="checkbox"/>
14051067-19	S24	Sediment		5/19/2014 12:43	5/21/2014 08:30	<input type="checkbox"/>
14051067-20	S23	Sediment		5/19/2014 12:49	5/21/2014 08:30	<input type="checkbox"/>
14051067-21	S25	Sediment		5/19/2014 12:57	5/21/2014 08:30	<input type="checkbox"/>
14051067-22	S26	Sediment		5/19/2014 13:05	5/21/2014 08:30	<input type="checkbox"/>
14051067-23	S27	Sediment		5/19/2014 13:10	5/21/2014 08:30	<input type="checkbox"/>
14051067-24	S05 TCLP	Tclp Extract		5/19/2014 10:34	5/21/2014 08:30	<input type="checkbox"/>
14051067-25	S08 TCLP	Tclp Extract		5/19/2014 11:05	5/21/2014 08:30	<input type="checkbox"/>
14051067-26	S09 TCLP	Tclp Extract		5/19/2014 11:15	5/21/2014 08:30	<input type="checkbox"/>
14051067-27	S04 TCLP	Tclp Extract		5/19/2014 10:23	5/21/2014 08:30	<input type="checkbox"/>
14051067-28	S22 TCLP	Tclp Extract		5/19/2014 12:36	5/21/2014 08:30	<input type="checkbox"/>
14051067-29	S23 TCLP	Tclp Extract		5/19/2014 12:49	5/21/2014 08:30	<input type="checkbox"/>
14051067-30	S24 TCLP	Tclp Extract		5/19/2014 12:43	5/21/2014 08:30	<input type="checkbox"/>
14051067-31	S25 TCLP	Tclp Extract		5/19/2014 12:57	5/21/2014 08:30	<input type="checkbox"/>
14051067-32	S26 TCLP	Tclp Extract		5/19/2014 13:05	5/21/2014 08:30	<input type="checkbox"/>
14051067-33	C04 TCLP	Tclp Extract		5/18/2014 09:14	5/21/2014 08:30	<input type="checkbox"/>
14051067-34	S01 TCLP	Tclp Extract		5/19/2014 10:00	5/21/2014 08:30	<input type="checkbox"/>
14051067-35	S03 TCLP	Tclp Extract		5/19/2014 10:15	5/21/2014 08:30	<input type="checkbox"/>
14051067-36	S07 TCLP	Tclp Extract		5/19/2014 10:51	5/21/2014 08:30	<input type="checkbox"/>
14051067-37	S11 TCLP	Tclp Extract		5/19/2014 11:25	5/21/2014 08:30	<input type="checkbox"/>
14051067-38	S12 TCLP	Tclp Extract		5/19/2014 11:30	5/21/2014 08:30	<input type="checkbox"/>
14051067-39	S13 TCLP	Tclp Extract		5/19/2014 11:37	5/21/2014 08:30	<input type="checkbox"/>

Client: ECT, Inc
Project: Stoney-Celeron Sediments 5.19.14
Work Order: 14051067

Work Order Sample Summary

<u>Lab Samp ID</u>	<u>Client Sample ID</u>	<u>Matrix</u>	<u>Tag Number</u>	<u>Collection Date</u>	<u>Date Received</u>	<u>Hold</u>
14051067-40	S16 TCLP	Tclp Extract		5/19/2014 11:56	5/21/2014 08:30	<input type="checkbox"/>
14051067-41	S17 TCLP	Tclp Extract		5/19/2014 11:05	5/21/2014 08:30	<input type="checkbox"/>
14051067-42	S18 TCLP	Tclp Extract		5/19/2014 12:11	5/21/2014 08:30	<input type="checkbox"/>
14051067-43	S19 TCLP	Tclp Extract		5/19/2014 12:17	5/21/2014 08:30	<input type="checkbox"/>
14051067-44	S20 TCLP	Tclp Extract		5/19/2014 12:22	5/21/2014 08:30	<input type="checkbox"/>
14051067-45	S21 TCLP	Tclp Extract		5/19/2014 12:30	5/21/2014 08:30	<input type="checkbox"/>
14051067-46	S27 TCLP	Tclp Extract		5/19/2014 13:10	5/21/2014 08:30	<input type="checkbox"/>

Client: ECT, Inc
Project: Stoney-Celeron Sediments 5.19.14
Work Order: 14051067

Case Narrative

Batch 58889 samples 14051067-01 through 14051067-05 reporting limits for Metals were elevated due to dilution for high concentrations of non-target analytes.

Batch 58889 MS/MSD data for Metals is not related to this project's samples. No data requires qualification.

Batch 58934 sample 14051067-11 Metals reporting limits are elevated due to dilution for high concentrations of non-target analytes. The MS/MSD data for Metals is not related to this project's samples. No data requires qualification.

TCLP analyses were activated on 6/2/14 and 6/4/14.

<u>Qualifier</u>	<u>Description</u>
*	Value exceeds Regulatory Limit
a	Not accredited
B	Analyte detected in the associated Method Blank above the Reporting Limit
E	Value above quantitation range
H	Analyzed outside of Holding Time
J	Analyte is present at an estimated concentration between the MDL and Report Limit
n	Not offered for accreditation
ND	Not Detected at the Reporting Limit
O	Sample amount is > 4 times amount spiked
P	Dual Column results percent difference > 40%
R	RPD above laboratory control limit
S	Spike Recovery outside laboratory control limits
U	Analyzed but not detected above the MDL

<u>Acronym</u>	<u>Description</u>
DUP	Method Duplicate
LCS	Laboratory Control Sample
LCSD	Laboratory Control Sample Duplicate
LOD	Limit of Detection (see MDL)
LOQ	Limit of Quantitation (see PQL)
MBLK	Method Blank
MDL	Method Detection Limit
MS	Matrix Spike
MSD	Matrix Spike Duplicate
PQL	Practical Quantitation Limit
RPD	Relative Percent Difference
TDL	Target Detection Limit
TNTC	Too Numerous To Count
A	APHA Standard Methods
D	ASTM
E	EPA
SW	SW-846 Update III

<u>Units Reported</u>	<u>Description</u>
% of sample	Percent of Sample
% Passing	Percent Passing
µg/Kg-dry	Micrograms per Kilogram Dry Weight
µg/L	Micrograms per Liter
mg/Kg-dry	Milligrams per Kilogram Dry Weight
mg/L	Milligrams per Liter

ALS Group USA, Corp

Date: 09-Jun-14

Client: ECT, Inc
Work Order: 14051067
Project: Stoney-Celeron Sediments 5.19.14
Lab ID: 14051067-01

Client Sample ID: C04
Collection Date: 5/19/2014 9:14:00 AM
Matrix: SEDIMENT

Analyses	Result	Report Limit	MDEQ OP Memo 2 TDL	Qual	Units	Dilution Factor	Date Analyzed
PCBS			SW8082		Prep Date: 5/22/2014		Analyst: JC
Aroclor 1016	ND	330	330		µg/Kg-dry	1	5/23/2014
Aroclor 1221	ND	330	330		µg/Kg-dry	1	5/23/2014
Aroclor 1232	ND	330	330		µg/Kg-dry	1	5/23/2014
Aroclor 1242	ND	330	330		µg/Kg-dry	1	5/23/2014
Aroclor 1248	ND	330	330		µg/Kg-dry	1	5/23/2014
Aroclor 1254	ND	330	330		µg/Kg-dry	1	5/23/2014
Aroclor 1260	ND	330	330		µg/Kg-dry	1	5/23/2014
PCBs, Total	ND	330	330		µg/Kg-dry	1	5/23/2014
<i>Surr: Decachlorobiphenyl</i>	99.1	40-140			%REC	1	5/23/2014
<i>Surr: Tetrachloro-m-xylene</i>	86.1	45-124			%REC	1	5/23/2014
MERCURY BY CVAA			SW7471		Prep Date: 5/23/2014		Analyst: LR
Mercury	ND	0.050	0.050		mg/Kg-dry	1	5/23/2014
METALS BY ICP-MS			SW6020A		Prep Date: 5/22/2014		Analyst: ML
Arsenic	9.2	1.9	0.10		mg/Kg-dry	5	5/23/2014
Cadmium	ND	0.20	0.20		mg/Kg-dry	5	5/23/2014
Copper	9.6	1.9	1.0		mg/Kg-dry	5	5/23/2014
Lead	5.6	1.9	1.0		mg/Kg-dry	5	5/23/2014
Selenium	1.7	0.38	0.20		mg/Kg-dry	5	5/23/2014
Zinc	33	3.8	1.0		mg/Kg-dry	5	5/23/2014
PARTICLE-SIZE ANALYSIS OF SOILS			D422				Analyst: ERS
3 Inch Sieve	100	0	0		% Passing	1	5/22/2014
1.5 Inch Sieve	100	0	0		% Passing	1	5/22/2014
0.75 Inch Sieve	100	0	0		% Passing	1	5/22/2014
0.375 Inch Sieve	100	0	0		% Passing	1	5/22/2014
No. 4 Sieve (4.75 mm)	72.7	0	0		% Passing	1	5/22/2014
No. 10 Sieve (2.00 mm)	62.2	0	0		% Passing	1	5/22/2014
No. 16 Sieve (1.18 mm)	51.7	0	0		% Passing	1	5/22/2014
No. 30 Sieve (0.60 mm)	40.3	0	0		% Passing	1	5/22/2014
No. 40 Sieve (0.425 mm)	35.2	0	0		% Passing	1	5/22/2014
No. 50 Sieve (0.30 mm)	30.0	0	0		% Passing	1	5/22/2014
No. 60 Sieve (0.25 mm)	27.8	0	0		% Passing	1	5/22/2014
No. 100 Sieve (0.15 mm)	21.5	0	0		% Passing	1	5/22/2014
No. 200 Sieve (0.075 mm)	14.5	0	0		% Passing	1	5/22/2014
% Gravel	37.8	0	0		% Passing	1	5/22/2014
% Sand	47.6	0	0		% Passing	1	5/22/2014
% Silt, Clay, Colloids	14.5	0	0		% Passing	1	5/22/2014
SEMI-VOLATILE ORGANIC COMPOUNDS			SW8270		Prep Date: 5/23/2014		Analyst: RM

Note: See Qualifiers page for a list of qualifiers and their definitions.

ALS Group USA, Corp

Date: 09-Jun-14

Client: ECT, Inc
Work Order: 14051067
Project: Stoney-Celeron Sediments 5.19.14
Lab ID: 14051067-01

Client Sample ID: C04
Collection Date: 5/19/2014 9:14:00 AM
Matrix: SEDIMENT

Analyses	Result	Report Limit	MDEQ OP Memo 2 TDL	Qual	Units	Dilution Factor	Date Analyzed
2-Methylnaphthalene	ND	330	330		µg/Kg-dry	1	5/27/2014
Acenaphthene	ND	330	330		µg/Kg-dry	1	5/27/2014
Acenaphthylene	ND	330	330		µg/Kg-dry	1	5/27/2014
Anthracene	ND	330	330		µg/Kg-dry	1	5/27/2014
Benzo(a)anthracene	ND	330	330		µg/Kg-dry	1	5/27/2014
Benzo(a)pyrene	ND	330	330		µg/Kg-dry	1	5/27/2014
Benzo(b)fluoranthene	ND	330	330		µg/Kg-dry	1	5/27/2014
Benzo(g,h,i)perylene	ND	330	330		µg/Kg-dry	1	5/27/2014
Benzo(k)fluoranthene	ND	330	330		µg/Kg-dry	1	5/27/2014
Chrysene	ND	330	330		µg/Kg-dry	1	5/27/2014
Dibenzo(a,h)anthracene	ND	330	330		µg/Kg-dry	1	5/27/2014
Fluoranthene	ND	330	330		µg/Kg-dry	1	5/27/2014
Fluorene	ND	330	330		µg/Kg-dry	1	5/27/2014
Indeno(1,2,3-cd)pyrene	ND	330	330		µg/Kg-dry	1	5/27/2014
Naphthalene	ND	330	330		µg/Kg-dry	1	5/27/2014
Phenanthrene	ND	330	330		µg/Kg-dry	1	5/27/2014
Pyrene	ND	330	330		µg/Kg-dry	1	5/27/2014
Surr: 2-Fluorobiphenyl	60.0	12-100			%REC	1	5/27/2014
Surr: 4-Terphenyl-d14	105	25-137			%REC	1	5/27/2014
Surr: Nitrobenzene-d5	68.0	37-107			%REC	1	5/27/2014
MOISTURE			A2540 G				Analyst: AT
Moisture	16	0.050	0		% of sample	1	5/22/2014

Note: See Qualifiers page for a list of qualifiers and their definitions.

ALS Group USA, Corp

Date: 09-Jun-14

Client: ECT, Inc
Work Order: 14051067
Project: Stoney-Celeron Sediments 5.19.14
Lab ID: 14051067-02

Client Sample ID: S01
Collection Date: 5/19/2014 10:00:00 AM
Matrix: SEDIMENT

Analyses	Result	Report Limit	MDEQ OP Memo 2 TDL	Qual	Units	Dilution Factor	Date Analyzed
PCBS			SW8082		Prep Date: 5/22/2014		Analyst: JC
Aroclor 1016	ND	330	330		µg/Kg-dry	1	5/23/2014
Aroclor 1221	ND	330	330		µg/Kg-dry	1	5/23/2014
Aroclor 1232	ND	330	330		µg/Kg-dry	1	5/23/2014
Aroclor 1242	ND	330	330		µg/Kg-dry	1	5/23/2014
Aroclor 1248	ND	330	330		µg/Kg-dry	1	5/23/2014
Aroclor 1254	ND	330	330		µg/Kg-dry	1	5/23/2014
Aroclor 1260	ND	330	330		µg/Kg-dry	1	5/23/2014
PCBs, Total	ND	330	330		µg/Kg-dry	1	5/23/2014
<i>Surr: Decachlorobiphenyl</i>	98.1	40-140			%REC	1	5/23/2014
<i>Surr: Tetrachloro-m-xylene</i>	89.1	45-124			%REC	1	5/23/2014
MERCURY BY CVAA			SW7471		Prep Date: 5/23/2014		Analyst: LR
Mercury	ND	0.050	0.050		mg/Kg-dry	1	5/23/2014
METALS BY ICP-MS			SW6020A		Prep Date: 5/22/2014		Analyst: ML
Arsenic	2.6	2.0	0.10		mg/Kg-dry	5	5/23/2014
Cadmium	ND	0.20	0.20		mg/Kg-dry	5	5/23/2014
Copper	3.7	2.0	1.0		mg/Kg-dry	5	5/23/2014
Lead	4.2	2.0	1.0		mg/Kg-dry	5	5/23/2014
Selenium	0.81	0.40	0.20		mg/Kg-dry	5	5/23/2014
Zinc	23	4.0	1.0		mg/Kg-dry	5	5/23/2014
PARTICLE-SIZE ANALYSIS OF SOILS			D422				Analyst: ERS
3 Inch Sieve	100	0	0		% Passing	1	5/22/2014
1.5 Inch Sieve	100	0	0		% Passing	1	5/22/2014
0.75 Inch Sieve	100	0	0		% Passing	1	5/22/2014
0.375 Inch Sieve	100	0	0		% Passing	1	5/22/2014
No. 4 Sieve (4.75 mm)	85.4	0	0		% Passing	1	5/22/2014
No. 10 Sieve (2.00 mm)	71.5	0	0		% Passing	1	5/22/2014
No. 16 Sieve (1.18 mm)	62.6	0	0		% Passing	1	5/22/2014
No. 30 Sieve (0.60 mm)	47.5	0	0		% Passing	1	5/22/2014
No. 40 Sieve (0.425 mm)	35.9	0	0		% Passing	1	5/22/2014
No. 50 Sieve (0.30 mm)	23.5	0	0		% Passing	1	5/22/2014
No. 60 Sieve (0.25 mm)	17.2	0	0		% Passing	1	5/22/2014
No. 100 Sieve (0.15 mm)	5.45	0	0		% Passing	1	5/22/2014
No. 200 Sieve (0.075 mm)	3.08	0	0		% Passing	1	5/22/2014
% Gravel	28.5	0	0		% Passing	1	5/22/2014
% Sand	68.5	0	0		% Passing	1	5/22/2014
% Silt, Clay, Colloids	3.08	0	0		% Passing	1	5/22/2014
SEMI-VOLATILE ORGANIC COMPOUNDS			SW8270		Prep Date: 5/23/2014		Analyst: RM

Note: See Qualifiers page for a list of qualifiers and their definitions.

Revision: 1

ALS Group USA, Corp

Date: 09-Jun-14

Client: ECT, Inc
Work Order: 14051067
Project: Stoney-Celeron Sediments 5.19.14
Lab ID: 14051067-02

Client Sample ID: S01
Collection Date: 5/19/2014 10:00:00 AM
Matrix: SEDIMENT

Analyses	Result	Report Limit	MDEQ OP Memo 2 TDL	Qual	Units	Dilution Factor	Date Analyzed
2-Methylnaphthalene	ND	330	330		µg/Kg-dry	1	5/27/2014
Acenaphthene	ND	330	330		µg/Kg-dry	1	5/27/2014
Acenaphthylene	ND	330	330		µg/Kg-dry	1	5/27/2014
Anthracene	ND	330	330		µg/Kg-dry	1	5/27/2014
Benzo(a)anthracene	ND	330	330		µg/Kg-dry	1	5/27/2014
Benzo(a)pyrene	ND	330	330		µg/Kg-dry	1	5/27/2014
Benzo(b)fluoranthene	ND	330	330		µg/Kg-dry	1	5/27/2014
Benzo(g,h,i)perylene	ND	330	330		µg/Kg-dry	1	5/27/2014
Benzo(k)fluoranthene	ND	330	330		µg/Kg-dry	1	5/27/2014
Chrysene	ND	330	330		µg/Kg-dry	1	5/27/2014
Dibenzo(a,h)anthracene	ND	330	330		µg/Kg-dry	1	5/27/2014
Fluoranthene	ND	330	330		µg/Kg-dry	1	5/27/2014
Fluorene	ND	330	330		µg/Kg-dry	1	5/27/2014
Indeno(1,2,3-cd)pyrene	ND	330	330		µg/Kg-dry	1	5/27/2014
Naphthalene	ND	330	330		µg/Kg-dry	1	5/27/2014
Phenanthrene	ND	330	330		µg/Kg-dry	1	5/27/2014
Pyrene	ND	330	330		µg/Kg-dry	1	5/27/2014
Surr: 2-Fluorobiphenyl	63.1	12-100			%REC	1	5/27/2014
Surr: 4-Terphenyl-d14	85.3	25-137			%REC	1	5/27/2014
Surr: Nitrobenzene-d5	67.3	37-107			%REC	1	5/27/2014
MOISTURE			A2540 G				Analyst: AT
Moisture	18	0.050	0		% of sample	1	5/22/2014

Note: See Qualifiers page for a list of qualifiers and their definitions.

ALS Group USA, Corp

Date: 09-Jun-14

Client: ECT, Inc
Work Order: 14051067
Project: Stoney-Celeron Sediments 5.19.14
Lab ID: 14051067-03

Client Sample ID: S03
Collection Date: 5/19/2014 10:15:00 AM
Matrix: SEDIMENT

Analyses	Result	Report Limit	MDEQ OP Memo 2 TDL	Qual	Units	Dilution Factor	Date Analyzed
PCBS			SW8082		Prep Date: 5/22/2014		Analyst: JC
Aroclor 1016	ND	330	330		µg/Kg-dry	1	5/23/2014
Aroclor 1221	ND	330	330		µg/Kg-dry	1	5/23/2014
Aroclor 1232	ND	330	330		µg/Kg-dry	1	5/23/2014
Aroclor 1242	ND	330	330		µg/Kg-dry	1	5/23/2014
Aroclor 1248	ND	330	330		µg/Kg-dry	1	5/23/2014
Aroclor 1254	ND	330	330		µg/Kg-dry	1	5/23/2014
Aroclor 1260	ND	330	330		µg/Kg-dry	1	5/23/2014
PCBs, Total	ND	330	330		µg/Kg-dry	1	5/23/2014
Surr: Decachlorobiphenyl	75.1	40-140			%REC	1	5/23/2014
Surr: Tetrachloro-m-xylene	73.1	45-124			%REC	1	5/23/2014
MERCURY BY CVAA			SW7471		Prep Date: 5/23/2014		Analyst: LR
Mercury	0.051	0.050	0.050		mg/Kg-dry	1	5/23/2014
METALS BY ICP-MS			SW6020A		Prep Date: 5/22/2014		Analyst: ML
Arsenic	2.8	2.4	0.10		mg/Kg-dry	5	5/23/2014
Cadmium	0.80	0.20	0.20		mg/Kg-dry	5	5/23/2014
Copper	7.5	2.4	1.0		mg/Kg-dry	5	5/23/2014
Lead	9.6	2.4	1.0		mg/Kg-dry	5	5/23/2014
Selenium	0.85	0.48	0.20		mg/Kg-dry	5	5/23/2014
Zinc	34	4.8	1.0		mg/Kg-dry	5	5/23/2014
PARTICLE-SIZE ANALYSIS OF SOILS			D422				Analyst: ERS
3 Inch Sieve	100	0	0		% Passing	1	5/22/2014
1.5 Inch Sieve	100	0	0		% Passing	1	5/22/2014
0.75 Inch Sieve	100	0	0		% Passing	1	5/22/2014
0.375 Inch Sieve	100	0	0		% Passing	1	5/22/2014
No. 4 Sieve (4.75 mm)	94.7	0	0		% Passing	1	5/22/2014
No. 10 Sieve (2.00 mm)	87.2	0	0		% Passing	1	5/22/2014
No. 16 Sieve (1.18 mm)	78.9	0	0		% Passing	1	5/22/2014
No. 30 Sieve (0.60 mm)	63.8	0	0		% Passing	1	5/22/2014
No. 40 Sieve (0.425 mm)	51.5	0	0		% Passing	1	5/22/2014
No. 50 Sieve (0.30 mm)	36.7	0	0		% Passing	1	5/22/2014
No. 60 Sieve (0.25 mm)	28.7	0	0		% Passing	1	5/22/2014
No. 100 Sieve (0.15 mm)	8.52	0	0		% Passing	1	5/22/2014
No. 200 Sieve (0.075 mm)	3.41	0	0		% Passing	1	5/22/2014
% Gravel	12.8	0	0		% Passing	1	5/22/2014
% Sand	83.8	0	0		% Passing	1	5/22/2014
% Silt, Clay, Colloids	3.41	0	0		% Passing	1	5/22/2014
SEMI-VOLATILE ORGANIC COMPOUNDS			SW8270		Prep Date: 5/23/2014		Analyst: RM

Note: See Qualifiers page for a list of qualifiers and their definitions.

Revision: 1

ALS Group USA, Corp

Date: 09-Jun-14

Client: ECT, Inc
Work Order: 14051067
Project: Stoney-Celeron Sediments 5.19.14
Lab ID: 14051067-03

Client Sample ID: S03
Collection Date: 5/19/2014 10:15:00 AM
Matrix: SEDIMENT

Analyses	Result	Report Limit	MDEQ OP Memo 2 TDL	Qual	Units	Dilution Factor	Date Analyzed
2-Methylnaphthalene	ND	330	330		µg/Kg-dry	1	5/27/2014
Acenaphthene	ND	330	330		µg/Kg-dry	1	5/27/2014
Acenaphthylene	ND	330	330		µg/Kg-dry	1	5/27/2014
Anthracene	ND	330	330		µg/Kg-dry	1	5/27/2014
Benzo(a)anthracene	ND	330	330		µg/Kg-dry	1	5/27/2014
Benzo(a)pyrene	ND	330	330		µg/Kg-dry	1	5/27/2014
Benzo(b)fluoranthene	ND	330	330		µg/Kg-dry	1	5/27/2014
Benzo(g,h,i)perylene	ND	330	330		µg/Kg-dry	1	5/27/2014
Benzo(k)fluoranthene	ND	330	330		µg/Kg-dry	1	5/27/2014
Chrysene	ND	330	330		µg/Kg-dry	1	5/27/2014
Dibenzo(a,h)anthracene	ND	330	330		µg/Kg-dry	1	5/27/2014
Fluoranthene	ND	330	330		µg/Kg-dry	1	5/27/2014
Fluorene	ND	330	330		µg/Kg-dry	1	5/27/2014
Indeno(1,2,3-cd)pyrene	ND	330	330		µg/Kg-dry	1	5/27/2014
Naphthalene	ND	330	330		µg/Kg-dry	1	5/27/2014
Phenanthrene	ND	330	330		µg/Kg-dry	1	5/27/2014
Pyrene	ND	330	330		µg/Kg-dry	1	5/27/2014
Surr: 2-Fluorobiphenyl	83.8	12-100			%REC	1	5/27/2014
Surr: 4-Terphenyl-d14	91.8	25-137			%REC	1	5/27/2014
Surr: Nitrobenzene-d5	90.2	37-107			%REC	1	5/27/2014
MOISTURE			A2540 G				Analyst: AT
Moisture	22	0.050	0		% of sample	1	5/22/2014

Note: See Qualifiers page for a list of qualifiers and their definitions.

ALS Group USA, Corp

Date: 09-Jun-14

Client: ECT, Inc
Work Order: 14051067
Project: Stoney-Celeron Sediments 5.19.14
Lab ID: 14051067-04

Client Sample ID: S05
Collection Date: 5/19/2014 10:34:00 AM
Matrix: SEDIMENT

Analyses	Result	Report Limit	MDEQ OP Memo 2 TDL	Qual	Units	Dilution Factor	Date Analyzed
PCBS			SW8082		Prep Date: 5/22/2014		Analyst: JC
Aroclor 1016	ND	330	330		µg/Kg-dry	1	5/23/2014
Aroclor 1221	ND	330	330		µg/Kg-dry	1	5/23/2014
Aroclor 1232	ND	330	330		µg/Kg-dry	1	5/23/2014
Aroclor 1242	ND	330	330		µg/Kg-dry	1	5/23/2014
Aroclor 1248	ND	330	330		µg/Kg-dry	1	5/23/2014
Aroclor 1254	ND	330	330		µg/Kg-dry	1	5/23/2014
Aroclor 1260	ND	330	330		µg/Kg-dry	1	5/23/2014
PCBs, Total	ND	330	330		µg/Kg-dry	1	5/23/2014
<i>Surr: Decachlorobiphenyl</i>	88.1	40-140			%REC	1	5/23/2014
<i>Surr: Tetrachloro-m-xylene</i>	78.1	45-124			%REC	1	5/23/2014
MERCURY BY CVAA			SW7471		Prep Date: 5/23/2014		Analyst: LR
Mercury	0.074	0.050	0.050		mg/Kg-dry	1	5/23/2014
METALS BY ICP-MS			SW6020A		Prep Date: 5/22/2014		Analyst: ML
Arsenic	21	2.3	0.10		mg/Kg-dry	5	5/23/2014
Cadmium	0.27	0.20	0.20		mg/Kg-dry	5	5/23/2014
Copper	17	2.3	1.0		mg/Kg-dry	5	5/23/2014
Lead	19	2.3	1.0		mg/Kg-dry	5	5/23/2014
Selenium	2.8	0.47	0.20		mg/Kg-dry	5	5/23/2014
Zinc	48	4.7	1.0		mg/Kg-dry	5	5/23/2014
PARTICLE-SIZE ANALYSIS OF SOILS			D422				Analyst: ERS
3 Inch Sieve	100	0	0		% Passing	1	5/22/2014
1.5 Inch Sieve	100	0	0		% Passing	1	5/22/2014
0.75 Inch Sieve	100	0	0		% Passing	1	5/22/2014
0.375 Inch Sieve	100	0	0		% Passing	1	5/22/2014
No. 4 Sieve (4.75 mm)	95.2	0	0		% Passing	1	5/22/2014
No. 10 Sieve (2.00 mm)	85.4	0	0		% Passing	1	5/22/2014
No. 16 Sieve (1.18 mm)	71.2	0	0		% Passing	1	5/22/2014
No. 30 Sieve (0.60 mm)	55.9	0	0		% Passing	1	5/22/2014
No. 40 Sieve (0.425 mm)	49.6	0	0		% Passing	1	5/22/2014
No. 50 Sieve (0.30 mm)	43.7	0	0		% Passing	1	5/22/2014
No. 60 Sieve (0.25 mm)	41.0	0	0		% Passing	1	5/22/2014
No. 100 Sieve (0.15 mm)	33.0	0	0		% Passing	1	5/22/2014
No. 200 Sieve (0.075 mm)	24.4	0	0		% Passing	1	5/22/2014
% Gravel	14.6	0	0		% Passing	1	5/22/2014
% Sand	61.1	0	0		% Passing	1	5/22/2014
% Silt, Clay, Colloids	24.4	0	0		% Passing	1	5/22/2014
SEMI-VOLATILE ORGANIC COMPOUNDS			SW8270		Prep Date: 5/23/2014		Analyst: RM

Note: See Qualifiers page for a list of qualifiers and their definitions.

Revision: 1

ALS Group USA, Corp

Date: 09-Jun-14

Client: ECT, Inc
Work Order: 14051067
Project: Stoney-Celeron Sediments 5.19.14
Lab ID: 14051067-04

Client Sample ID: S05
Collection Date: 5/19/2014 10:34:00 AM
Matrix: SEDIMENT

Analyses	Result	Report Limit	MDEQ OP Memo 2 TDL	Qual	Units	Dilution Factor	Date Analyzed
2-Methylnaphthalene	ND	330	330		µg/Kg-dry	1	5/27/2014
Acenaphthene	ND	330	330		µg/Kg-dry	1	5/27/2014
Acenaphthylene	ND	330	330		µg/Kg-dry	1	5/27/2014
Anthracene	ND	330	330		µg/Kg-dry	1	5/27/2014
Benzo(a)anthracene	ND	330	330		µg/Kg-dry	1	5/27/2014
Benzo(a)pyrene	ND	330	330		µg/Kg-dry	1	5/27/2014
Benzo(b)fluoranthene	ND	330	330		µg/Kg-dry	1	5/27/2014
Benzo(g,h,i)perylene	ND	330	330		µg/Kg-dry	1	5/27/2014
Benzo(k)fluoranthene	ND	330	330		µg/Kg-dry	1	5/27/2014
Chrysene	ND	330	330		µg/Kg-dry	1	5/27/2014
Dibenzo(a,h)anthracene	ND	330	330		µg/Kg-dry	1	5/27/2014
Fluoranthene	ND	330	330		µg/Kg-dry	1	5/27/2014
Fluorene	ND	330	330		µg/Kg-dry	1	5/27/2014
Indeno(1,2,3-cd)pyrene	ND	330	330		µg/Kg-dry	1	5/27/2014
Naphthalene	ND	330	330		µg/Kg-dry	1	5/27/2014
Phenanthrene	ND	330	330		µg/Kg-dry	1	5/27/2014
Pyrene	ND	330	330		µg/Kg-dry	1	5/27/2014
Surr: 2-Fluorobiphenyl	75.1	12-100			%REC	1	5/27/2014
Surr: 4-Terphenyl-d14	112	25-137			%REC	1	5/27/2014
Surr: Nitrobenzene-d5	84.0	37-107			%REC	1	5/27/2014
MOISTURE			A2540 G				Analyst: AT
Moisture	33	0.050	0		% of sample	1	5/22/2014

Note: See Qualifiers page for a list of qualifiers and their definitions.

ALS Group USA, Corp

Date: 09-Jun-14

Client: ECT, Inc
Work Order: 14051067
Project: Stoney-Celeron Sediments 5.19.14
Lab ID: 14051067-05

Client Sample ID: S07
Collection Date: 5/19/2014 10:51:00 AM
Matrix: SEDIMENT

Analyses	Result	Report Limit	MDEQ OP Memo 2 TDL	Qual	Units	Dilution Factor	Date Analyzed
PCBS			SW8082		Prep Date: 5/22/2014		Analyst: JC
Aroclor 1016	ND	330	330		µg/Kg-dry	1	5/23/2014
Aroclor 1221	ND	330	330		µg/Kg-dry	1	5/23/2014
Aroclor 1232	ND	330	330		µg/Kg-dry	1	5/23/2014
Aroclor 1242	ND	330	330		µg/Kg-dry	1	5/23/2014
Aroclor 1248	ND	330	330		µg/Kg-dry	1	5/23/2014
Aroclor 1254	ND	330	330		µg/Kg-dry	1	5/23/2014
Aroclor 1260	ND	330	330		µg/Kg-dry	1	5/23/2014
PCBs, Total	ND	330	330		µg/Kg-dry	1	5/23/2014
<i>Surr: Decachlorobiphenyl</i>	83.1	40-140			%REC	1	5/23/2014
<i>Surr: Tetrachloro-m-xylene</i>	76.1	45-124			%REC	1	5/23/2014
MERCURY BY CVAA			SW7471		Prep Date: 5/23/2014		Analyst: LR
Mercury	ND	0.050	0.050		mg/Kg-dry	1	5/23/2014
METALS BY ICP-MS			SW6020A		Prep Date: 5/22/2014		Analyst: ML
Arsenic	11	2.2	0.10		mg/Kg-dry	5	5/23/2014
Cadmium	0.34	0.20	0.20		mg/Kg-dry	5	5/23/2014
Copper	7.1	2.2	1.0		mg/Kg-dry	5	5/23/2014
Lead	11	2.2	1.0		mg/Kg-dry	5	5/23/2014
Selenium	0.71	0.44	0.20		mg/Kg-dry	5	5/23/2014
Zinc	28	4.4	1.0		mg/Kg-dry	5	5/23/2014
PARTICLE-SIZE ANALYSIS OF SOILS			D422				Analyst: ERS
3 Inch Sieve	100	0	0		% Passing	1	5/22/2014
1.5 Inch Sieve	100	0	0		% Passing	1	5/22/2014
0.75 Inch Sieve	100	0	0		% Passing	1	5/22/2014
0.375 Inch Sieve	100	0	0		% Passing	1	5/22/2014
No. 4 Sieve (4.75 mm)	91.8	0	0		% Passing	1	5/22/2014
No. 10 Sieve (2.00 mm)	80.3	0	0		% Passing	1	5/22/2014
No. 16 Sieve (1.18 mm)	69.9	0	0		% Passing	1	5/22/2014
No. 30 Sieve (0.60 mm)	55.6	0	0		% Passing	1	5/22/2014
No. 40 Sieve (0.425 mm)	45.6	0	0		% Passing	1	5/22/2014
No. 50 Sieve (0.30 mm)	49.9	0	0		% Passing	1	5/22/2014
No. 60 Sieve (0.25 mm)	24.1	0	0		% Passing	1	5/22/2014
No. 100 Sieve (0.15 mm)	7.09	0	0		% Passing	1	5/22/2014
No. 200 Sieve (0.075 mm)	2.33	0	0		% Passing	1	5/22/2014
% Gravel	19.7	0	0		% Passing	1	5/22/2014
% Sand	78.0	0	0		% Passing	1	5/22/2014
% Silt, Clay, Colloids	2.33	0	0		% Passing	1	5/22/2014
SEMI-VOLATILE ORGANIC COMPOUNDS			SW8270		Prep Date: 5/23/2014		Analyst: RM

Note: See Qualifiers page for a list of qualifiers and their definitions.

Revision: 1

ALS Group USA, Corp

Date: 09-Jun-14

Client: ECT, Inc
Work Order: 14051067
Project: Stoney-Celeron Sediments 5.19.14
Lab ID: 14051067-05

Client Sample ID: S07
Collection Date: 5/19/2014 10:51:00 AM
Matrix: SEDIMENT

Analyses	Result	Report Limit	MDEQ OP Memo 2 TDL	Qual	Units	Dilution Factor	Date Analyzed
2-Methylnaphthalene	ND	330	330		µg/Kg-dry	1	5/27/2014
Acenaphthene	ND	330	330		µg/Kg-dry	1	5/27/2014
Acenaphthylene	ND	330	330		µg/Kg-dry	1	5/27/2014
Anthracene	ND	330	330		µg/Kg-dry	1	5/27/2014
Benzo(a)anthracene	ND	330	330		µg/Kg-dry	1	5/27/2014
Benzo(a)pyrene	ND	330	330		µg/Kg-dry	1	5/27/2014
Benzo(b)fluoranthene	ND	330	330		µg/Kg-dry	1	5/27/2014
Benzo(g,h,i)perylene	ND	330	330		µg/Kg-dry	1	5/27/2014
Benzo(k)fluoranthene	ND	330	330		µg/Kg-dry	1	5/27/2014
Chrysene	ND	330	330		µg/Kg-dry	1	5/27/2014
Dibenzo(a,h)anthracene	ND	330	330		µg/Kg-dry	1	5/27/2014
Fluoranthene	ND	330	330		µg/Kg-dry	1	5/27/2014
Fluorene	ND	330	330		µg/Kg-dry	1	5/27/2014
Indeno(1,2,3-cd)pyrene	ND	330	330		µg/Kg-dry	1	5/27/2014
Naphthalene	ND	330	330		µg/Kg-dry	1	5/27/2014
Phenanthrene	ND	330	330		µg/Kg-dry	1	5/27/2014
Pyrene	ND	330	330		µg/Kg-dry	1	5/27/2014
Surr: 2-Fluorobiphenyl	76.9	12-100			%REC	1	5/27/2014
Surr: 4-Terphenyl-d14	97.2	25-137			%REC	1	5/27/2014
Surr: Nitrobenzene-d5	81.1	37-107			%REC	1	5/27/2014
MOISTURE			A2540 G				Analyst: AT
Moisture	21	0.050	0		% of sample	1	5/22/2014

Note: See Qualifiers page for a list of qualifiers and their definitions.

ALS Group USA, Corp

Date: 09-Jun-14

Client: ECT, Inc
Work Order: 14051067
Project: Stoney-Celeron Sediments 5.19.14
Lab ID: 14051067-06

Client Sample ID: S08
Collection Date: 5/19/2014 11:05:00 AM
Matrix: SEDIMENT

Analyses	Result	Report Limit	MDEQ OP Memo 2 TDL	Qual	Units	Dilution Factor	Date Analyzed
PCBS			SW8082		Prep Date: 5/22/2014		Analyst: JC
Aroclor 1016	ND	330	330		µg/Kg-dry	1	5/23/2014
Aroclor 1221	ND	330	330		µg/Kg-dry	1	5/23/2014
Aroclor 1232	ND	330	330		µg/Kg-dry	1	5/23/2014
Aroclor 1242	ND	330	330		µg/Kg-dry	1	5/23/2014
Aroclor 1248	ND	330	330		µg/Kg-dry	1	5/23/2014
Aroclor 1254	ND	330	330		µg/Kg-dry	1	5/23/2014
Aroclor 1260	ND	330	330		µg/Kg-dry	1	5/23/2014
PCBs, Total	ND	330	330		µg/Kg-dry	1	5/23/2014
<i>Surr: Decachlorobiphenyl</i>	95.1	40-140			%REC	1	5/23/2014
<i>Surr: Tetrachloro-m-xylene</i>	80.1	45-124			%REC	1	5/23/2014
MERCURY BY CVAA			SW7471		Prep Date: 5/23/2014		Analyst: LR
Mercury	0.10	0.050	0.050		mg/Kg-dry	1	5/23/2014
METALS BY ICP-MS			SW6020A		Prep Date: 5/22/2014		Analyst: ML
Arsenic	29	3.0	0.10		mg/Kg-dry	5	5/23/2014
Cadmium	0.39	0.20	0.20		mg/Kg-dry	5	5/23/2014
Copper	24	3.0	1.0		mg/Kg-dry	5	5/23/2014
Lead	41	3.0	1.0		mg/Kg-dry	5	5/23/2014
Selenium	2.1	0.60	0.20		mg/Kg-dry	5	5/23/2014
Zinc	110	6.0	1.0		mg/Kg-dry	5	5/23/2014
PARTICLE-SIZE ANALYSIS OF SOILS			D422				Analyst: ERS
3 Inch Sieve	100	0	0		% Passing	1	5/22/2014
1.5 Inch Sieve	100	0	0		% Passing	1	5/22/2014
0.75 Inch Sieve	100	0	0		% Passing	1	5/22/2014
0.375 Inch Sieve	100	0	0		% Passing	1	5/22/2014
No. 4 Sieve (4.75 mm)	100	0	0		% Passing	1	5/22/2014
No. 10 Sieve (2.00 mm)	91.0	0	0		% Passing	1	5/22/2014
No. 16 Sieve (1.18 mm)	78.1	0	0		% Passing	1	5/22/2014
No. 30 Sieve (0.60 mm)	59.1	0	0		% Passing	1	5/22/2014
No. 40 Sieve (0.425 mm)	50.4	0	0		% Passing	1	5/22/2014
No. 50 Sieve (0.30 mm)	42.6	0	0		% Passing	1	5/22/2014
No. 60 Sieve (0.25 mm)	39.4	0	0		% Passing	1	5/22/2014
No. 100 Sieve (0.15 mm)	30.8	0	0		% Passing	1	5/22/2014
No. 200 Sieve (0.075 mm)	23.1	0	0		% Passing	1	5/22/2014
% Gravel	8.98	0	0		% Passing	1	5/22/2014
% Sand	68.0	0	0		% Passing	1	5/22/2014
% Silt, Clay, Colloids	23.1	0	0		% Passing	1	5/22/2014
SEMI-VOLATILE ORGANIC COMPOUNDS			SW8270		Prep Date: 5/23/2014		Analyst: RM

Note: See Qualifiers page for a list of qualifiers and their definitions.

Revision: 1

ALS Group USA, Corp

Date: 09-Jun-14

Client: ECT, Inc
Work Order: 14051067
Project: Stoney-Celeron Sediments 5.19.14
Lab ID: 14051067-06

Client Sample ID: S08
Collection Date: 5/19/2014 11:05:00 AM
Matrix: SEDIMENT

Analyses	Result	Report Limit	MDEQ OP Memo 2 TDL	Qual	Units	Dilution Factor	Date Analyzed
2-Methylnaphthalene	ND	330	330		µg/Kg-dry	1	5/27/2014
Acenaphthene	ND	330	330		µg/Kg-dry	1	5/27/2014
Acenaphthylene	ND	330	330		µg/Kg-dry	1	5/27/2014
Anthracene	ND	330	330		µg/Kg-dry	1	5/27/2014
Benzo(a)anthracene	ND	330	330		µg/Kg-dry	1	5/27/2014
Benzo(a)pyrene	ND	330	330		µg/Kg-dry	1	5/27/2014
Benzo(b)fluoranthene	ND	330	330		µg/Kg-dry	1	5/27/2014
Benzo(g,h,i)perylene	ND	330	330		µg/Kg-dry	1	5/27/2014
Benzo(k)fluoranthene	ND	330	330		µg/Kg-dry	1	5/27/2014
Chrysene	ND	330	330		µg/Kg-dry	1	5/27/2014
Dibenzo(a,h)anthracene	ND	330	330		µg/Kg-dry	1	5/27/2014
Fluoranthene	ND	330	330		µg/Kg-dry	1	5/27/2014
Fluorene	ND	330	330		µg/Kg-dry	1	5/27/2014
Indeno(1,2,3-cd)pyrene	ND	330	330		µg/Kg-dry	1	5/27/2014
Naphthalene	ND	330	330		µg/Kg-dry	1	5/27/2014
Phenanthrene	ND	330	330		µg/Kg-dry	1	5/27/2014
Pyrene	ND	330	330		µg/Kg-dry	1	5/27/2014
Surr: 2-Fluorobiphenyl	73.7	12-100			%REC	1	5/27/2014
Surr: 4-Terphenyl-d14	104	25-137			%REC	1	5/27/2014
Surr: Nitrobenzene-d5	77.7	37-107			%REC	1	5/27/2014
MOISTURE			A2540 G				Analyst: AT
Moisture	30	0.050	0		% of sample	1	5/22/2014

Note: See Qualifiers page for a list of qualifiers and their definitions.

ALS Group USA, Corp

Date: 09-Jun-14

Client: ECT, Inc
Work Order: 14051067
Project: Stoney-Celeron Sediments 5.19.14
Lab ID: 14051067-07

Client Sample ID: S09
Collection Date: 5/19/2014 11:15:00 AM
Matrix: SEDIMENT

Analyses	Result	Report Limit	MDEQ OP Memo 2 TDL	Qual	Units	Dilution Factor	Date Analyzed
PCBS			SW8082		Prep Date: 5/22/2014		Analyst: JC
Aroclor 1016	ND	330	330		µg/Kg-dry	1	5/23/2014
Aroclor 1221	ND	330	330		µg/Kg-dry	1	5/23/2014
Aroclor 1232	ND	330	330		µg/Kg-dry	1	5/23/2014
Aroclor 1242	ND	330	330		µg/Kg-dry	1	5/23/2014
Aroclor 1248	ND	330	330		µg/Kg-dry	1	5/23/2014
Aroclor 1254	ND	330	330		µg/Kg-dry	1	5/23/2014
Aroclor 1260	ND	330	330		µg/Kg-dry	1	5/23/2014
PCBs, Total	ND	330	330		µg/Kg-dry	1	5/23/2014
<i>Surr: Decachlorobiphenyl</i>	98.1	40-140			%REC	1	5/23/2014
<i>Surr: Tetrachloro-m-xylene</i>	85.1	45-124			%REC	1	5/23/2014
MERCURY BY CVAA			SW7471		Prep Date: 5/23/2014		Analyst: LR
Mercury	ND	0.050	0.050		mg/Kg-dry	1	5/23/2014
METALS BY ICP-MS			SW6020A		Prep Date: 5/22/2014		Analyst: ML
Arsenic	15	2.0	0.10		mg/Kg-dry	5	5/23/2014
Cadmium	0.35	0.20	0.20		mg/Kg-dry	5	5/23/2014
Copper	36	2.0	1.0		mg/Kg-dry	5	5/23/2014
Lead	14	2.0	1.0		mg/Kg-dry	5	5/23/2014
Selenium	0.53	0.40	0.20		mg/Kg-dry	5	5/23/2014
Zinc	38	4.0	1.0		mg/Kg-dry	5	5/23/2014
PARTICLE-SIZE ANALYSIS OF SOILS			D422				Analyst: ERS
3 Inch Sieve	100	0	0		% Passing	1	5/22/2014
1.5 Inch Sieve	100	0	0		% Passing	1	5/22/2014
0.75 Inch Sieve	100	0	0		% Passing	1	5/22/2014
0.375 Inch Sieve	100	0	0		% Passing	1	5/22/2014
No. 4 Sieve (4.75 mm)	54.7	0	0		% Passing	1	5/22/2014
No. 10 Sieve (2.00 mm)	44.3	0	0		% Passing	1	5/22/2014
No. 16 Sieve (1.18 mm)	42.6	0	0		% Passing	1	5/22/2014
No. 30 Sieve (0.60 mm)	31.0	0	0		% Passing	1	5/22/2014
No. 40 Sieve (0.425 mm)	20.0	0	0		% Passing	1	5/22/2014
No. 50 Sieve (0.30 mm)	13.1	0	0		% Passing	1	5/22/2014
No. 60 Sieve (0.25 mm)	9.91	0	0		% Passing	1	5/22/2014
No. 100 Sieve (0.15 mm)	3.08	0	0		% Passing	1	5/22/2014
No. 200 Sieve (0.075 mm)	0.962	0	0		% Passing	1	5/22/2014
% Gravel	25.4	0	0		% Passing	1	5/22/2014
% Sand	43.3	0	0		% Passing	1	5/22/2014
% Silt, Clay, Colloids	31.3	0	0		% Passing	1	5/22/2014
SEMI-VOLATILE ORGANIC COMPOUNDS			SW8270		Prep Date: 5/23/2014		Analyst: RM

Note: See Qualifiers page for a list of qualifiers and their definitions.

Revision: 1

ALS Group USA, Corp

Date: 09-Jun-14

Client: ECT, Inc
Work Order: 14051067
Project: Stoney-Celeron Sediments 5.19.14
Lab ID: 14051067-07

Client Sample ID: S09
Collection Date: 5/19/2014 11:15:00 AM
Matrix: SEDIMENT

Analyses	Result	Report Limit	MDEQ OP Memo 2 TDL	Qual	Units	Dilution Factor	Date Analyzed
2-Methylnaphthalene	ND	330	330		µg/Kg-dry	1	5/27/2014
Acenaphthene	ND	330	330		µg/Kg-dry	1	5/27/2014
Acenaphthylene	ND	330	330		µg/Kg-dry	1	5/27/2014
Anthracene	ND	330	330		µg/Kg-dry	1	5/27/2014
Benzo(a)anthracene	ND	330	330		µg/Kg-dry	1	5/27/2014
Benzo(a)pyrene	ND	330	330		µg/Kg-dry	1	5/27/2014
Benzo(b)fluoranthene	ND	330	330		µg/Kg-dry	1	5/27/2014
Benzo(g,h,i)perylene	ND	330	330		µg/Kg-dry	1	5/27/2014
Benzo(k)fluoranthene	ND	330	330		µg/Kg-dry	1	5/27/2014
Chrysene	ND	330	330		µg/Kg-dry	1	5/27/2014
Dibenzo(a,h)anthracene	ND	330	330		µg/Kg-dry	1	5/27/2014
Fluoranthene	ND	330	330		µg/Kg-dry	1	5/27/2014
Fluorene	ND	330	330		µg/Kg-dry	1	5/27/2014
Indeno(1,2,3-cd)pyrene	ND	330	330		µg/Kg-dry	1	5/27/2014
Naphthalene	ND	330	330		µg/Kg-dry	1	5/27/2014
Phenanthrene	ND	330	330		µg/Kg-dry	1	5/27/2014
Pyrene	ND	330	330		µg/Kg-dry	1	5/27/2014
Surr: 2-Fluorobiphenyl	74.1	12-100			%REC	1	5/27/2014
Surr: 4-Terphenyl-d14	92.0	25-137			%REC	1	5/27/2014
Surr: Nitrobenzene-d5	81.5	37-107			%REC	1	5/27/2014
MOISTURE			A2540 G				Analyst: AT
Moisture	17	0.050	0		% of sample	1	5/22/2014

Note: See Qualifiers page for a list of qualifiers and their definitions.

ALS Group USA, Corp

Date: 09-Jun-14

Client: ECT, Inc
Work Order: 14051067
Project: Stoney-Celeron Sediments 5.19.14
Lab ID: 14051067-08

Client Sample ID: S11
Collection Date: 5/19/2014 11:25:00 AM
Matrix: SEDIMENT

Analyses	Result	Report Limit	MDEQ OP Memo 2 TDL	Qual	Units	Dilution Factor	Date Analyzed
PCBS			SW8082		Prep Date: 5/22/2014		Analyst: JC
Aroclor 1016	ND	330	330		µg/Kg-dry	1	5/23/2014
Aroclor 1221	ND	330	330		µg/Kg-dry	1	5/23/2014
Aroclor 1232	ND	330	330		µg/Kg-dry	1	5/23/2014
Aroclor 1242	ND	330	330		µg/Kg-dry	1	5/23/2014
Aroclor 1248	ND	330	330		µg/Kg-dry	1	5/23/2014
Aroclor 1254	ND	330	330		µg/Kg-dry	1	5/23/2014
Aroclor 1260	ND	330	330		µg/Kg-dry	1	5/23/2014
PCBs, Total	ND	330	330		µg/Kg-dry	1	5/23/2014
<i>Surr: Decachlorobiphenyl</i>	97.1	40-140			%REC	1	5/23/2014
<i>Surr: Tetrachloro-m-xylene</i>	83.1	45-124			%REC	1	5/23/2014
MERCURY BY CVAA			SW7471		Prep Date: 5/23/2014		Analyst: LR
Mercury	ND	0.050	0.050		mg/Kg-dry	1	5/23/2014
METALS BY ICP-MS			SW6020A		Prep Date: 5/22/2014		Analyst: ML
Arsenic	2.4	1.5	0.10		mg/Kg-dry	5	5/23/2014
Cadmium	ND	0.20	0.20		mg/Kg-dry	5	5/23/2014
Copper	5.5	2.5	1.0		mg/Kg-dry	5	5/23/2014
Lead	5.7	2.5	1.0		mg/Kg-dry	5	5/23/2014
Selenium	0.88	0.39	0.20		mg/Kg-dry	5	5/23/2014
Zinc	23	4.9	1.0		mg/Kg-dry	5	5/23/2014
PARTICLE-SIZE ANALYSIS OF SOILS			D422				Analyst: ERS
3 Inch Sieve	100	0	0		% Passing	1	5/22/2014
1.5 Inch Sieve	100	0	0		% Passing	1	5/22/2014
0.75 Inch Sieve	100	0	0		% Passing	1	5/22/2014
0.375 Inch Sieve	100	0	0		% Passing	1	5/22/2014
No. 4 Sieve (4.75 mm)	98.6	0	0		% Passing	1	5/22/2014
No. 10 Sieve (2.00 mm)	90.7	0	0		% Passing	1	5/22/2014
No. 16 Sieve (1.18 mm)	81.0	0	0		% Passing	1	5/22/2014
No. 30 Sieve (0.60 mm)	65.2	0	0		% Passing	1	5/22/2014
No. 40 Sieve (0.425 mm)	55.0	0	0		% Passing	1	5/22/2014
No. 50 Sieve (0.30 mm)	45.4	0	0		% Passing	1	5/22/2014
No. 60 Sieve (0.25 mm)	36.3	0	0		% Passing	1	5/22/2014
No. 100 Sieve (0.15 mm)	18.0	0	0		% Passing	1	5/22/2014
No. 200 Sieve (0.075 mm)	13.1	0	0		% Passing	1	5/22/2014
% Gravel	9.33	0	0		% Passing	1	5/22/2014
% Sand	77.5	0	0		% Passing	1	5/22/2014
% Silt, Clay, Colloids	13.1	0	0		% Passing	1	5/22/2014
SEMI-VOLATILE ORGANIC COMPOUNDS			SW8270		Prep Date: 5/23/2014		Analyst: RM

Note: See Qualifiers page for a list of qualifiers and their definitions.

Revision: 1

ALS Group USA, Corp

Date: 09-Jun-14

Client: ECT, Inc
Work Order: 14051067
Project: Stoney-Celeron Sediments 5.19.14
Lab ID: 14051067-08

Client Sample ID: S11
Collection Date: 5/19/2014 11:25:00 AM
Matrix: SEDIMENT

Analyses	Result	Report Limit	MDEQ OP Memo 2 TDL	Qual	Units	Dilution Factor	Date Analyzed
2-Methylnaphthalene	ND	330	330		µg/Kg-dry	1	5/27/2014
Acenaphthene	ND	330	330		µg/Kg-dry	1	5/27/2014
Acenaphthylene	ND	330	330		µg/Kg-dry	1	5/27/2014
Anthracene	ND	330	330		µg/Kg-dry	1	5/27/2014
Benzo(a)anthracene	ND	330	330		µg/Kg-dry	1	5/27/2014
Benzo(a)pyrene	ND	330	330		µg/Kg-dry	1	5/27/2014
Benzo(b)fluoranthene	ND	330	330		µg/Kg-dry	1	5/27/2014
Benzo(g,h,i)perylene	ND	330	330		µg/Kg-dry	1	5/27/2014
Benzo(k)fluoranthene	ND	330	330		µg/Kg-dry	1	5/27/2014
Chrysene	ND	330	330		µg/Kg-dry	1	5/27/2014
Dibenzo(a,h)anthracene	ND	330	330		µg/Kg-dry	1	5/27/2014
Fluoranthene	ND	330	330		µg/Kg-dry	1	5/27/2014
Fluorene	ND	330	330		µg/Kg-dry	1	5/27/2014
Indeno(1,2,3-cd)pyrene	ND	330	330		µg/Kg-dry	1	5/27/2014
Naphthalene	ND	330	330		µg/Kg-dry	1	5/27/2014
Phenanthrene	ND	330	330		µg/Kg-dry	1	5/27/2014
Pyrene	ND	330	330		µg/Kg-dry	1	5/27/2014
Surr: 2-Fluorobiphenyl	61.6	12-100			%REC	1	5/27/2014
Surr: 4-Terphenyl-d14	91.0	25-137			%REC	1	5/27/2014
Surr: Nitrobenzene-d5	60.7	37-107			%REC	1	5/27/2014
MOISTURE			A2540 G				Analyst: AT
Moisture	23	0.050	0		% of sample	1	5/22/2014

Note: See Qualifiers page for a list of qualifiers and their definitions.

ALS Group USA, Corp

Date: 09-Jun-14

Client: ECT, Inc
Work Order: 14051067
Project: Stoney-Celeron Sediments 5.19.14
Lab ID: 14051067-09

Client Sample ID: S12
Collection Date: 5/19/2014 11:30:00 AM
Matrix: SEDIMENT

Analyses	Result	Report Limit	MDEQ OP Memo 2 TDL	Qual	Units	Dilution Factor	Date Analyzed
PCBS			SW8082		Prep Date: 5/22/2014		Analyst: JC
Aroclor 1016	ND	330	330		µg/Kg-dry	1	5/23/2014
Aroclor 1221	ND	330	330		µg/Kg-dry	1	5/23/2014
Aroclor 1232	ND	330	330		µg/Kg-dry	1	5/23/2014
Aroclor 1242	ND	330	330		µg/Kg-dry	1	5/23/2014
Aroclor 1248	ND	330	330		µg/Kg-dry	1	5/23/2014
Aroclor 1254	ND	330	330		µg/Kg-dry	1	5/23/2014
Aroclor 1260	ND	330	330		µg/Kg-dry	1	5/23/2014
PCBs, Total	ND	330	330		µg/Kg-dry	1	5/23/2014
<i>Surr: Decachlorobiphenyl</i>	88.1	40-140			%REC	1	5/23/2014
<i>Surr: Tetrachloro-m-xylene</i>	81.1	45-124			%REC	1	5/23/2014
MERCURY BY CVAA			SW7471		Prep Date: 5/23/2014		Analyst: LR
Mercury	ND	0.050	0.050		mg/Kg-dry	1	5/23/2014
METALS BY ICP-MS			SW6020A		Prep Date: 5/22/2014		Analyst: ML
Arsenic	2.4	2.3	0.10		mg/Kg-dry	5	5/23/2014
Cadmium	0.27	0.20	0.20		mg/Kg-dry	5	5/23/2014
Copper	9.1	2.3	1.0		mg/Kg-dry	5	5/23/2014
Lead	6.7	2.3	1.0		mg/Kg-dry	5	5/23/2014
Selenium	1.1	0.45	0.20		mg/Kg-dry	5	5/23/2014
Zinc	31	4.5	1.0		mg/Kg-dry	5	5/23/2014
PARTICLE-SIZE ANALYSIS OF SOILS			D422				Analyst: ERS
3 Inch Sieve	100	0	0		% Passing	1	5/22/2014
1.5 Inch Sieve	100	0	0		% Passing	1	5/22/2014
0.75 Inch Sieve	100	0	0		% Passing	1	5/22/2014
0.375 Inch Sieve	100	0	0		% Passing	1	5/22/2014
No. 4 Sieve (4.75 mm)	85.9	0	0		% Passing	1	5/22/2014
No. 10 Sieve (2.00 mm)	82.8	0	0		% Passing	1	5/22/2014
No. 16 Sieve (1.18 mm)	78.2	0	0		% Passing	1	5/22/2014
No. 30 Sieve (0.60 mm)	69.8	0	0		% Passing	1	5/22/2014
No. 40 Sieve (0.425 mm)	64.0	0	0		% Passing	1	5/22/2014
No. 50 Sieve (0.30 mm)	52.0	0	0		% Passing	1	5/22/2014
No. 60 Sieve (0.25 mm)	43.1	0	0		% Passing	1	5/22/2014
No. 100 Sieve (0.15 mm)	13.6	0	0		% Passing	1	5/22/2014
No. 200 Sieve (0.075 mm)	5.75	0	0		% Passing	1	5/22/2014
% Gravel	4.76	0	0		% Passing	1	5/22/2014
% Sand	77.1	0	0		% Passing	1	5/22/2014
% Silt, Clay, Colloids	18.2	0	0		% Passing	1	5/22/2014
SEMI-VOLATILE ORGANIC COMPOUNDS			SW8270		Prep Date: 5/23/2014		Analyst: RM

Note: See Qualifiers page for a list of qualifiers and their definitions.

Revision: 1

ALS Group USA, Corp

Date: 09-Jun-14

Client: ECT, Inc
Work Order: 14051067
Project: Stoney-Celeron Sediments 5.19.14
Lab ID: 14051067-09

Client Sample ID: S12
Collection Date: 5/19/2014 11:30:00 AM
Matrix: SEDIMENT

Analyses	Result	Report Limit	MDEQ OP Memo 2 TDL	Qual	Units	Dilution Factor	Date Analyzed
2-Methylnaphthalene	ND	330	330		µg/Kg-dry	1	5/27/2014
Acenaphthene	ND	330	330		µg/Kg-dry	1	5/27/2014
Acenaphthylene	ND	330	330		µg/Kg-dry	1	5/27/2014
Anthracene	ND	330	330		µg/Kg-dry	1	5/27/2014
Benzo(a)anthracene	ND	330	330		µg/Kg-dry	1	5/27/2014
Benzo(a)pyrene	ND	330	330		µg/Kg-dry	1	5/27/2014
Benzo(b)fluoranthene	ND	330	330		µg/Kg-dry	1	5/27/2014
Benzo(g,h,i)perylene	ND	330	330		µg/Kg-dry	1	5/27/2014
Benzo(k)fluoranthene	ND	330	330		µg/Kg-dry	1	5/27/2014
Chrysene	ND	330	330		µg/Kg-dry	1	5/27/2014
Dibenzo(a,h)anthracene	ND	330	330		µg/Kg-dry	1	5/27/2014
Fluoranthene	ND	330	330		µg/Kg-dry	1	5/27/2014
Fluorene	ND	330	330		µg/Kg-dry	1	5/27/2014
Indeno(1,2,3-cd)pyrene	ND	330	330		µg/Kg-dry	1	5/27/2014
Naphthalene	ND	330	330		µg/Kg-dry	1	5/27/2014
Phenanthrene	ND	330	330		µg/Kg-dry	1	5/27/2014
Pyrene	ND	330	330		µg/Kg-dry	1	5/27/2014
Surr: 2-Fluorobiphenyl	73.9	12-100			%REC	1	5/27/2014
Surr: 4-Terphenyl-d14	94.3	25-137			%REC	1	5/27/2014
Surr: Nitrobenzene-d5	76.6	37-107			%REC	1	5/27/2014
MOISTURE			A2540 G				Analyst: AT
Moisture	23	0.050	0		% of sample	1	5/22/2014

Note: See Qualifiers page for a list of qualifiers and their definitions.

ALS Group USA, Corp

Date: 09-Jun-14

Client: ECT, Inc
Work Order: 14051067
Project: Stoney-Celeron Sediments 5.19.14
Lab ID: 14051067-10

Client Sample ID: S13
Collection Date: 5/19/2014 11:37:00 AM
Matrix: SEDIMENT

Analyses	Result	Report Limit	MDEQ OP Memo 2 TDL	Qual	Units	Dilution Factor	Date Analyzed
PCBS			SW8082		Prep Date: 5/22/2014		Analyst: JC
Aroclor 1016	ND	330	330		µg/Kg-dry	1	5/23/2014
Aroclor 1221	ND	330	330		µg/Kg-dry	1	5/23/2014
Aroclor 1232	ND	330	330		µg/Kg-dry	1	5/23/2014
Aroclor 1242	ND	330	330		µg/Kg-dry	1	5/23/2014
Aroclor 1248	ND	330	330		µg/Kg-dry	1	5/23/2014
Aroclor 1254	ND	330	330		µg/Kg-dry	1	5/23/2014
Aroclor 1260	ND	330	330		µg/Kg-dry	1	5/23/2014
PCBs, Total	ND	330	330		µg/Kg-dry	1	5/23/2014
<i>Surr: Decachlorobiphenyl</i>	80.1	40-140			%REC	1	5/23/2014
<i>Surr: Tetrachloro-m-xylene</i>	75.1	45-124			%REC	1	5/23/2014
MERCURY BY CVAA			SW7471		Prep Date: 5/23/2014		Analyst: LR
Mercury	ND	0.050	0.050		mg/Kg-dry	1	5/23/2014
METALS BY ICP-MS			SW6020A		Prep Date: 5/22/2014		Analyst: ML
Arsenic	3.4	2.5	0.10		mg/Kg-dry	5	5/23/2014
Cadmium	0.22	0.20	0.20		mg/Kg-dry	5	5/23/2014
Copper	6.3	2.5	1.0		mg/Kg-dry	5	5/23/2014
Lead	8.1	2.5	1.0		mg/Kg-dry	5	5/23/2014
Selenium	0.70	0.50	0.20		mg/Kg-dry	5	5/23/2014
Zinc	24	5.0	1.0		mg/Kg-dry	5	5/23/2014
PARTICLE-SIZE ANALYSIS OF SOILS			D422				Analyst: ERS
3 Inch Sieve	100	0	0		% Passing	1	5/22/2014
1.5 Inch Sieve	100	0	0		% Passing	1	5/22/2014
0.75 Inch Sieve	100	0	0		% Passing	1	5/22/2014
0.375 Inch Sieve	100	0	0		% Passing	1	5/22/2014
No. 4 Sieve (4.75 mm)	99.8	0	0		% Passing	1	5/22/2014
No. 10 Sieve (2.00 mm)	97.1	0	0		% Passing	1	5/22/2014
No. 16 Sieve (1.18 mm)	92.3	0	0		% Passing	1	5/22/2014
No. 30 Sieve (0.60 mm)	81.6	0	0		% Passing	1	5/22/2014
No. 40 Sieve (0.425 mm)	72.2	0	0		% Passing	1	5/22/2014
No. 50 Sieve (0.30 mm)	56.9	0	0		% Passing	1	5/22/2014
No. 60 Sieve (0.25 mm)	47.4	0	0		% Passing	1	5/22/2014
No. 100 Sieve (0.15 mm)	12.9	0	0		% Passing	1	5/22/2014
No. 200 Sieve (0.075 mm)	6.25	0	0		% Passing	1	5/22/2014
% Gravel	2.86	0	0		% Passing	1	5/22/2014
% Sand	90.9	0	0		% Passing	1	5/22/2014
% Silt, Clay, Colloids	6.25	0	0		% Passing	1	5/22/2014
SEMI-VOLATILE ORGANIC COMPOUNDS			SW8270		Prep Date: 5/23/2014		Analyst: RM

Note: See Qualifiers page for a list of qualifiers and their definitions.

Revision: 1

ALS Group USA, Corp

Date: 09-Jun-14

Client: ECT, Inc
Work Order: 14051067
Project: Stoney-Celeron Sediments 5.19.14
Lab ID: 14051067-10

Client Sample ID: S13
Collection Date: 5/19/2014 11:37:00 AM
Matrix: SEDIMENT

Analyses	Result	Report Limit	MDEQ OP Memo 2 TDL	Qual	Units	Dilution Factor	Date Analyzed
2-Methylnaphthalene	ND	330	330		µg/Kg-dry	1	5/27/2014
Acenaphthene	ND	330	330		µg/Kg-dry	1	5/27/2014
Acenaphthylene	ND	330	330		µg/Kg-dry	1	5/27/2014
Anthracene	ND	330	330		µg/Kg-dry	1	5/27/2014
Benzo(a)anthracene	ND	330	330		µg/Kg-dry	1	5/27/2014
Benzo(a)pyrene	ND	330	330		µg/Kg-dry	1	5/27/2014
Benzo(b)fluoranthene	ND	330	330		µg/Kg-dry	1	5/27/2014
Benzo(g,h,i)perylene	ND	330	330		µg/Kg-dry	1	5/27/2014
Benzo(k)fluoranthene	ND	330	330		µg/Kg-dry	1	5/27/2014
Chrysene	ND	330	330		µg/Kg-dry	1	5/27/2014
Dibenzo(a,h)anthracene	ND	330	330		µg/Kg-dry	1	5/27/2014
Fluoranthene	ND	330	330		µg/Kg-dry	1	5/27/2014
Fluorene	ND	330	330		µg/Kg-dry	1	5/27/2014
Indeno(1,2,3-cd)pyrene	ND	330	330		µg/Kg-dry	1	5/27/2014
Naphthalene	ND	330	330		µg/Kg-dry	1	5/27/2014
Phenanthrene	ND	330	330		µg/Kg-dry	1	5/27/2014
Pyrene	ND	330	330		µg/Kg-dry	1	5/27/2014
Surr: 2-Fluorobiphenyl	68.8	12-100			%REC	1	5/27/2014
Surr: 4-Terphenyl-d14	88.5	25-137			%REC	1	5/27/2014
Surr: Nitrobenzene-d5	76.1	37-107			%REC	1	5/27/2014
MOISTURE			A2540 G				Analyst: AT
Moisture	25	0.050	0		% of sample	1	5/22/2014

Note: See Qualifiers page for a list of qualifiers and their definitions.

ALS Group USA, Corp

Date: 09-Jun-14

Client: ECT, Inc
Work Order: 14051067
Project: Stoney-Celeron Sediments 5.19.14
Lab ID: 14051067-11

Client Sample ID: S04
Collection Date: 5/19/2014 10:23:00 AM
Matrix: SEDIMENT

Analyses	Result	Report Limit	MDEQ OP Memo 2 TDL	Qual	Units	Dilution Factor	Date Analyzed
PCBS			SW8082		Prep Date: 5/22/2014		Analyst: JC
Aroclor 1016	ND	330	330		µg/Kg-dry	1	5/23/2014
Aroclor 1221	ND	330	330		µg/Kg-dry	1	5/23/2014
Aroclor 1232	ND	330	330		µg/Kg-dry	1	5/23/2014
Aroclor 1242	ND	330	330		µg/Kg-dry	1	5/23/2014
Aroclor 1248	ND	330	330		µg/Kg-dry	1	5/23/2014
Aroclor 1254	ND	330	330		µg/Kg-dry	1	5/23/2014
Aroclor 1260	ND	330	330		µg/Kg-dry	1	5/23/2014
PCBs, Total	ND	330	330		µg/Kg-dry	1	5/23/2014
<i>Surr: Decachlorobiphenyl</i>	92.1	40-140			%REC	1	5/23/2014
<i>Surr: Tetrachloro-m-xylene</i>	81.1	45-124			%REC	1	5/23/2014
MERCURY BY CVAA			SW7471		Prep Date: 5/23/2014		Analyst: LR
Mercury	ND	0.050	0.050		mg/Kg-dry	1	5/23/2014
METALS BY ICP-MS			SW6020A		Prep Date: 5/22/2014		Analyst: ML
Arsenic	47	2.4	0.10		mg/Kg-dry	5	5/24/2014
Cadmium	0.34	0.20	0.20		mg/Kg-dry	5	5/24/2014
Copper	22	2.4	1.0		mg/Kg-dry	5	5/24/2014
Lead	39	2.4	1.0		mg/Kg-dry	5	5/24/2014
Selenium	1.9	0.48	0.20		mg/Kg-dry	5	5/24/2014
Zinc	54	4.8	1.0		mg/Kg-dry	5	5/24/2014
PARTICLE-SIZE ANALYSIS OF SOILS			D422				Analyst: ERS
3 Inch Sieve	100	0	0		% Passing	1	5/22/2014
1.5 Inch Sieve	100	0	0		% Passing	1	5/22/2014
0.75 Inch Sieve	100	0	0		% Passing	1	5/22/2014
0.375 Inch Sieve	100	0	0		% Passing	1	5/22/2014
No. 4 Sieve (4.75 mm)	72.3	0	0		% Passing	1	5/22/2014
No. 10 Sieve (2.00 mm)	64.4	0	0		% Passing	1	5/22/2014
No. 16 Sieve (1.18 mm)	52.7	0	0		% Passing	1	5/22/2014
No. 30 Sieve (0.60 mm)	45.0	0	0		% Passing	1	5/22/2014
No. 40 Sieve (0.425 mm)	37.6	0	0		% Passing	1	5/22/2014
No. 50 Sieve (0.30 mm)	30.4	0	0		% Passing	1	5/22/2014
No. 60 Sieve (0.25 mm)	27.3	0	0		% Passing	1	5/22/2014
No. 100 Sieve (0.15 mm)	19.8	0	0		% Passing	1	5/22/2014
No. 200 Sieve (0.075 mm)	12.7	0	0		% Passing	1	5/22/2014
% Gravel	35.6	0	0		% Passing	1	5/22/2014
% Sand	51.7	0	0		% Passing	1	5/22/2014
% Silt, Clay, Colloids	12.7	0	0		% Passing	1	5/22/2014
SEMI-VOLATILE ORGANIC COMPOUNDS			SW8270		Prep Date: 5/23/2014		Analyst: RM

Note: See Qualifiers page for a list of qualifiers and their definitions.

Revision: 1

ALS Group USA, Corp

Date: 09-Jun-14

Client: ECT, Inc
Work Order: 14051067
Project: Stoney-Celeron Sediments 5.19.14
Lab ID: 14051067-11

Client Sample ID: S04
Collection Date: 5/19/2014 10:23:00 AM
Matrix: SEDIMENT

Analyses	Result	Report Limit	MDEQ OP Memo 2 TDL	Qual	Units	Dilution Factor	Date Analyzed
2-Methylnaphthalene	ND	330	330		µg/Kg-dry	1	5/27/2014
Acenaphthene	ND	330	330		µg/Kg-dry	1	5/27/2014
Acenaphthylene	ND	330	330		µg/Kg-dry	1	5/27/2014
Anthracene	ND	330	330		µg/Kg-dry	1	5/27/2014
Benzo(a)anthracene	ND	330	330		µg/Kg-dry	1	5/27/2014
Benzo(a)pyrene	ND	330	330		µg/Kg-dry	1	5/27/2014
Benzo(b)fluoranthene	ND	330	330		µg/Kg-dry	1	5/27/2014
Benzo(g,h,i)perylene	ND	330	330		µg/Kg-dry	1	5/27/2014
Benzo(k)fluoranthene	ND	330	330		µg/Kg-dry	1	5/27/2014
Chrysene	ND	330	330		µg/Kg-dry	1	5/27/2014
Dibenzo(a,h)anthracene	ND	330	330		µg/Kg-dry	1	5/27/2014
Fluoranthene	ND	330	330		µg/Kg-dry	1	5/27/2014
Fluorene	ND	330	330		µg/Kg-dry	1	5/27/2014
Indeno(1,2,3-cd)pyrene	ND	330	330		µg/Kg-dry	1	5/27/2014
Naphthalene	ND	330	330		µg/Kg-dry	1	5/27/2014
Phenanthrene	ND	330	330		µg/Kg-dry	1	5/27/2014
Pyrene	ND	330	330		µg/Kg-dry	1	5/27/2014
Surr: 2-Fluorobiphenyl	76.0	12-100			%REC	1	5/27/2014
Surr: 4-Terphenyl-d14	98.7	25-137			%REC	1	5/27/2014
Surr: Nitrobenzene-d5	81.9	37-107			%REC	1	5/27/2014
MOISTURE			A2540 G				Analyst: AT
Moisture	25	0.050	0		% of sample	1	5/22/2014

Note: See Qualifiers page for a list of qualifiers and their definitions.

ALS Group USA, Corp

Date: 09-Jun-14

Client: ECT, Inc
Work Order: 14051067
Project: Stoney-Celeron Sediments 5.19.14
Lab ID: 14051067-12

Client Sample ID: S16
Collection Date: 5/19/2014 11:56:00 AM
Matrix: SEDIMENT

Analyses	Result	Report Limit	MDEQ OP Memo 2 TDL	Qual	Units	Dilution Factor	Date Analyzed
PCBS			SW8082		Prep Date: 5/22/2014		Analyst: JC
Aroclor 1016	ND	330	330		µg/Kg-dry	1	5/23/2014
Aroclor 1221	ND	330	330		µg/Kg-dry	1	5/23/2014
Aroclor 1232	ND	330	330		µg/Kg-dry	1	5/23/2014
Aroclor 1242	ND	330	330		µg/Kg-dry	1	5/23/2014
Aroclor 1248	ND	330	330		µg/Kg-dry	1	5/23/2014
Aroclor 1254	ND	330	330		µg/Kg-dry	1	5/23/2014
Aroclor 1260	ND	330	330		µg/Kg-dry	1	5/23/2014
PCBs, Total	ND	330	330		µg/Kg-dry	1	5/23/2014
<i>Surr: Decachlorobiphenyl</i>	97.1	40-140			%REC	1	5/23/2014
<i>Surr: Tetrachloro-m-xylene</i>	82.1	45-124			%REC	1	5/23/2014
MERCURY BY CVAA			SW7471		Prep Date: 5/23/2014		Analyst: LR
Mercury	0.057	0.050	0.050		mg/Kg-dry	1	5/23/2014
METALS BY ICP-MS			SW6020A		Prep Date: 5/22/2014		Analyst: ML
Arsenic	3.7	2.1	0.10		mg/Kg-dry	5	5/24/2014
Cadmium	0.28	0.20	0.20		mg/Kg-dry	5	5/24/2014
Copper	8.2	2.1	1.0		mg/Kg-dry	5	5/24/2014
Lead	6.9	2.1	1.0		mg/Kg-dry	5	5/24/2014
Selenium	0.86	0.42	0.20		mg/Kg-dry	5	5/24/2014
Zinc	29	4.2	1.0		mg/Kg-dry	5	5/24/2014
PARTICLE-SIZE ANALYSIS OF SOILS			D422				Analyst: ERS
3 Inch Sieve	100	0	0		% Passing	1	5/22/2014
1.5 Inch Sieve	100	0	0		% Passing	1	5/22/2014
0.75 Inch Sieve	100	0	0		% Passing	1	5/22/2014
0.375 Inch Sieve	100	0	0		% Passing	1	5/22/2014
No. 4 Sieve (4.75 mm)	77.9	0	0		% Passing	1	5/22/2014
No. 10 Sieve (2.00 mm)	67.4	0	0		% Passing	1	5/22/2014
No. 16 Sieve (1.18 mm)	61.7	0	0		% Passing	1	5/22/2014
No. 30 Sieve (0.60 mm)	54.6	0	0		% Passing	1	5/22/2014
No. 40 Sieve (0.425 mm)	47.9	0	0		% Passing	1	5/22/2014
No. 50 Sieve (0.30 mm)	34.1	0	0		% Passing	1	5/22/2014
No. 60 Sieve (0.25 mm)	24.7	0	0		% Passing	1	5/22/2014
No. 100 Sieve (0.15 mm)	4.44	0	0		% Passing	1	5/22/2014
No. 200 Sieve (0.075 mm)	1.78	0	0		% Passing	1	5/22/2014
% Gravel	18.0	0	0		% Passing	1	5/22/2014
% Sand	65.6	0	0		% Passing	1	5/22/2014
% Silt, Clay, Colloids	16.4	0	0		% Passing	1	5/22/2014
SEMI-VOLATILE ORGANIC COMPOUNDS			SW8270		Prep Date: 5/23/2014		Analyst: RM

Note: See Qualifiers page for a list of qualifiers and their definitions.

Revision: 1

ALS Group USA, Corp

Date: 09-Jun-14

Client: ECT, Inc
Work Order: 14051067
Project: Stoney-Celeron Sediments 5.19.14
Lab ID: 14051067-12

Client Sample ID: S16
Collection Date: 5/19/2014 11:56:00 AM
Matrix: SEDIMENT

Analyses	Result	Report Limit	MDEQ OP Memo 2 TDL	Qual	Units	Dilution Factor	Date Analyzed
2-Methylnaphthalene	ND	330	330		µg/Kg-dry	1	5/27/2014
Acenaphthene	ND	330	330		µg/Kg-dry	1	5/27/2014
Acenaphthylene	ND	330	330		µg/Kg-dry	1	5/27/2014
Anthracene	ND	330	330		µg/Kg-dry	1	5/27/2014
Benzo(a)anthracene	ND	330	330		µg/Kg-dry	1	5/27/2014
Benzo(a)pyrene	ND	330	330		µg/Kg-dry	1	5/27/2014
Benzo(b)fluoranthene	ND	330	330		µg/Kg-dry	1	5/27/2014
Benzo(g,h,i)perylene	ND	330	330		µg/Kg-dry	1	5/27/2014
Benzo(k)fluoranthene	ND	330	330		µg/Kg-dry	1	5/27/2014
Chrysene	ND	330	330		µg/Kg-dry	1	5/27/2014
Dibenzo(a,h)anthracene	ND	330	330		µg/Kg-dry	1	5/27/2014
Fluoranthene	ND	330	330		µg/Kg-dry	1	5/27/2014
Fluorene	ND	330	330		µg/Kg-dry	1	5/27/2014
Indeno(1,2,3-cd)pyrene	ND	330	330		µg/Kg-dry	1	5/27/2014
Naphthalene	ND	330	330		µg/Kg-dry	1	5/27/2014
Phenanthrene	ND	330	330		µg/Kg-dry	1	5/27/2014
Pyrene	ND	330	330		µg/Kg-dry	1	5/27/2014
Surr: 2-Fluorobiphenyl	79.6	12-100			%REC	1	5/27/2014
Surr: 4-Terphenyl-d14	91.4	25-137			%REC	1	5/27/2014
Surr: Nitrobenzene-d5	84.7	37-107			%REC	1	5/27/2014
MOISTURE			A2540 G				Analyst: AT
Moisture	25	0.050	0		% of sample	1	5/22/2014

Note: See Qualifiers page for a list of qualifiers and their definitions.

ALS Group USA, Corp

Date: 09-Jun-14

Client: ECT, Inc
Work Order: 14051067
Project: Stoney-Celeron Sediments 5.19.14
Lab ID: 14051067-13

Client Sample ID: S17
Collection Date: 5/19/2014 12:05:00 PM
Matrix: SEDIMENT

Analyses	Result	Report Limit	MDEQ OP Memo 2 TDL	Qual	Units	Dilution Factor	Date Analyzed
PCBS			SW8082		Prep Date: 5/22/2014		Analyst: JC
Aroclor 1016	ND	330	330		µg/Kg-dry	1	5/23/2014
Aroclor 1221	ND	330	330		µg/Kg-dry	1	5/23/2014
Aroclor 1232	ND	330	330		µg/Kg-dry	1	5/23/2014
Aroclor 1242	ND	330	330		µg/Kg-dry	1	5/23/2014
Aroclor 1248	ND	330	330		µg/Kg-dry	1	5/23/2014
Aroclor 1254	ND	330	330		µg/Kg-dry	1	5/23/2014
Aroclor 1260	ND	330	330		µg/Kg-dry	1	5/23/2014
PCBs, Total	ND	330	330		µg/Kg-dry	1	5/23/2014
<i>Surr: Decachlorobiphenyl</i>	93.1	40-140			%REC	1	5/23/2014
<i>Surr: Tetrachloro-m-xylene</i>	79.1	45-124			%REC	1	5/23/2014
MERCURY BY CVAA			SW7471		Prep Date: 5/23/2014		Analyst: LR
Mercury	0.067	0.050	0.050		mg/Kg-dry	1	5/23/2014
METALS BY ICP-MS			SW6020A		Prep Date: 5/22/2014		Analyst: ML
Arsenic	2.7	2.5	0.10		mg/Kg-dry	5	5/24/2014
Cadmium	0.25	0.20	0.20		mg/Kg-dry	5	5/24/2014
Copper	7.9	2.5	1.0		mg/Kg-dry	5	5/24/2014
Lead	5.4	2.5	1.0		mg/Kg-dry	5	5/24/2014
Selenium	0.65	0.49	0.20		mg/Kg-dry	5	5/24/2014
Zinc	27	4.9	1.0		mg/Kg-dry	5	5/24/2014
PARTICLE-SIZE ANALYSIS OF SOILS			D422				Analyst: ERS
3 Inch Sieve	100	0	0		% Passing	1	5/22/2014
1.5 Inch Sieve	100	0	0		% Passing	1	5/22/2014
0.75 Inch Sieve	100	0	0		% Passing	1	5/22/2014
0.375 Inch Sieve	100	0	0		% Passing	1	5/22/2014
No. 4 Sieve (4.75 mm)	94.4	0	0		% Passing	1	5/22/2014
No. 10 Sieve (2.00 mm)	85.9	0	0		% Passing	1	5/22/2014
No. 16 Sieve (1.18 mm)	78.9	0	0		% Passing	1	5/22/2014
No. 30 Sieve (0.60 mm)	69.1	0	0		% Passing	1	5/22/2014
No. 40 Sieve (0.425 mm)	61.3	0	0		% Passing	1	5/22/2014
No. 50 Sieve (0.30 mm)	46.8	0	0		% Passing	1	5/22/2014
No. 60 Sieve (0.25 mm)	36.9	0	0		% Passing	1	5/22/2014
No. 100 Sieve (0.15 mm)	8.11	0	0		% Passing	1	5/22/2014
No. 200 Sieve (0.075 mm)	2.87	0	0		% Passing	1	5/22/2014
% Gravel	14.1	0	0		% Passing	1	5/22/2014
% Sand	83.0	0	0		% Passing	1	5/22/2014
% Silt, Clay, Colloids	2.87	0	0		% Passing	1	5/22/2014
SEMI-VOLATILE ORGANIC COMPOUNDS			SW8270		Prep Date: 5/23/2014		Analyst: RM

Note: See Qualifiers page for a list of qualifiers and their definitions.

Revision: 1

ALS Group USA, Corp

Date: 09-Jun-14

Client: ECT, Inc
Work Order: 14051067
Project: Stoney-Celeron Sediments 5.19.14
Lab ID: 14051067-13

Client Sample ID: S17
Collection Date: 5/19/2014 12:05:00 PM
Matrix: SEDIMENT

Analyses	Result	Report Limit	MDEQ OP Memo 2 TDL	Qual	Units	Dilution Factor	Date Analyzed
2-Methylnaphthalene	ND	330	330		µg/Kg-dry	1	5/27/2014
Acenaphthene	ND	330	330		µg/Kg-dry	1	5/27/2014
Acenaphthylene	ND	330	330		µg/Kg-dry	1	5/27/2014
Anthracene	ND	330	330		µg/Kg-dry	1	5/27/2014
Benzo(a)anthracene	ND	330	330		µg/Kg-dry	1	5/27/2014
Benzo(a)pyrene	ND	330	330		µg/Kg-dry	1	5/27/2014
Benzo(b)fluoranthene	ND	330	330		µg/Kg-dry	1	5/27/2014
Benzo(g,h,i)perylene	ND	330	330		µg/Kg-dry	1	5/27/2014
Benzo(k)fluoranthene	ND	330	330		µg/Kg-dry	1	5/27/2014
Chrysene	ND	330	330		µg/Kg-dry	1	5/27/2014
Dibenzo(a,h)anthracene	ND	330	330		µg/Kg-dry	1	5/27/2014
Fluoranthene	ND	330	330		µg/Kg-dry	1	5/27/2014
Fluorene	ND	330	330		µg/Kg-dry	1	5/27/2014
Indeno(1,2,3-cd)pyrene	ND	330	330		µg/Kg-dry	1	5/27/2014
Naphthalene	ND	330	330		µg/Kg-dry	1	5/27/2014
Phenanthrene	ND	330	330		µg/Kg-dry	1	5/27/2014
Pyrene	ND	330	330		µg/Kg-dry	1	5/27/2014
Surr: 2-Fluorobiphenyl	72.3	12-100			%REC	1	5/27/2014
Surr: 4-Terphenyl-d14	84.7	25-137			%REC	1	5/27/2014
Surr: Nitrobenzene-d5	68.5	37-107			%REC	1	5/27/2014
MOISTURE			A2540 G				Analyst: AT
Moisture	21	0.050	0		% of sample	1	5/22/2014

Note: See Qualifiers page for a list of qualifiers and their definitions.

ALS Group USA, Corp

Date: 09-Jun-14

Client: ECT, Inc
Work Order: 14051067
Project: Stoney-Celeron Sediments 5.19.14
Lab ID: 14051067-14

Client Sample ID: S18
Collection Date: 5/19/2014 12:11:00 PM
Matrix: SEDIMENT

Analyses	Result	Report Limit	MDEQ OP Memo 2 TDL	Qual	Units	Dilution Factor	Date Analyzed
PCBS			SW8082		Prep Date: 5/22/2014		Analyst: JC
Aroclor 1016	ND	330	330		µg/Kg-dry	1	5/23/2014
Aroclor 1221	ND	330	330		µg/Kg-dry	1	5/23/2014
Aroclor 1232	ND	330	330		µg/Kg-dry	1	5/23/2014
Aroclor 1242	ND	330	330		µg/Kg-dry	1	5/23/2014
Aroclor 1248	ND	330	330		µg/Kg-dry	1	5/23/2014
Aroclor 1254	ND	330	330		µg/Kg-dry	1	5/23/2014
Aroclor 1260	ND	330	330		µg/Kg-dry	1	5/23/2014
PCBs, Total	ND	330	330		µg/Kg-dry	1	5/23/2014
<i>Surr: Decachlorobiphenyl</i>	96.1	40-140			%REC	1	5/23/2014
<i>Surr: Tetrachloro-m-xylene</i>	85.1	45-124			%REC	1	5/23/2014
MERCURY BY CVAA			SW7471		Prep Date: 5/23/2014		Analyst: LR
Mercury	0.066	0.050	0.050		mg/Kg-dry	1	5/23/2014
METALS BY ICP-MS			SW6020A		Prep Date: 5/22/2014		Analyst: ML
Arsenic	4.5	2.4	0.10		mg/Kg-dry	5	5/24/2014
Cadmium	0.32	0.20	0.20		mg/Kg-dry	5	5/24/2014
Copper	7.5	2.4	1.0		mg/Kg-dry	5	5/24/2014
Lead	6.8	2.4	1.0		mg/Kg-dry	5	5/24/2014
Selenium	0.52	0.48	0.20		mg/Kg-dry	5	5/24/2014
Zinc	32	4.8	1.0		mg/Kg-dry	5	5/24/2014
PARTICLE-SIZE ANALYSIS OF SOILS			D422				Analyst: ERS
3 Inch Sieve	100	0	0		% Passing	1	5/22/2014
1.5 Inch Sieve	100	0	0		% Passing	1	5/22/2014
0.75 Inch Sieve	100	0	0		% Passing	1	5/22/2014
0.375 Inch Sieve	100	0	0		% Passing	1	5/22/2014
No. 4 Sieve (4.75 mm)	91.0	0	0		% Passing	1	5/22/2014
No. 10 Sieve (2.00 mm)	86.4	0	0		% Passing	1	5/22/2014
No. 16 Sieve (1.18 mm)	77.9	0	0		% Passing	1	5/22/2014
No. 30 Sieve (0.60 mm)	64.6	0	0		% Passing	1	5/22/2014
No. 40 Sieve (0.425 mm)	54.6	0	0		% Passing	1	5/22/2014
No. 50 Sieve (0.30 mm)	41.7	0	0		% Passing	1	5/22/2014
No. 60 Sieve (0.25 mm)	33.9	0	0		% Passing	1	5/22/2014
No. 100 Sieve (0.15 mm)	10.2	0	0		% Passing	1	5/22/2014
No. 200 Sieve (0.075 mm)	6.81	0	0		% Passing	1	5/22/2014
% Gravel	13.6	0	0		% Passing	1	5/22/2014
% Sand	79.6	0	0		% Passing	1	5/22/2014
% Silt, Clay, Colloids	6.81	0	0		% Passing	1	5/22/2014
SEMI-VOLATILE ORGANIC COMPOUNDS			SW8270		Prep Date: 5/23/2014		Analyst: RM

Note: See Qualifiers page for a list of qualifiers and their definitions.

Revision: 1

ALS Group USA, Corp

Date: 09-Jun-14

Client: ECT, Inc
Work Order: 14051067
Project: Stoney-Celeron Sediments 5.19.14
Lab ID: 14051067-14

Client Sample ID: S18
Collection Date: 5/19/2014 12:11:00 PM
Matrix: SEDIMENT

Analyses	Result	Report Limit	MDEQ OP Memo 2 TDL	Qual	Units	Dilution Factor	Date Analyzed
2-Methylnaphthalene	ND	330	330		µg/Kg-dry	1	5/27/2014
Acenaphthene	ND	330	330		µg/Kg-dry	1	5/27/2014
Acenaphthylene	ND	330	330		µg/Kg-dry	1	5/27/2014
Anthracene	ND	330	330		µg/Kg-dry	1	5/27/2014
Benzo(a)anthracene	ND	330	330		µg/Kg-dry	1	5/27/2014
Benzo(a)pyrene	ND	330	330		µg/Kg-dry	1	5/27/2014
Benzo(b)fluoranthene	ND	330	330		µg/Kg-dry	1	5/27/2014
Benzo(g,h,i)perylene	ND	330	330		µg/Kg-dry	1	5/27/2014
Benzo(k)fluoranthene	ND	330	330		µg/Kg-dry	1	5/27/2014
Chrysene	ND	330	330		µg/Kg-dry	1	5/27/2014
Dibenzo(a,h)anthracene	ND	330	330		µg/Kg-dry	1	5/27/2014
Fluoranthene	ND	330	330		µg/Kg-dry	1	5/27/2014
Fluorene	ND	330	330		µg/Kg-dry	1	5/27/2014
Indeno(1,2,3-cd)pyrene	ND	330	330		µg/Kg-dry	1	5/27/2014
Naphthalene	ND	330	330		µg/Kg-dry	1	5/27/2014
Phenanthrene	ND	330	330		µg/Kg-dry	1	5/27/2014
Pyrene	ND	330	330		µg/Kg-dry	1	5/27/2014
Surr: 2-Fluorobiphenyl	74.8	12-100			%REC	1	5/27/2014
Surr: 4-Terphenyl-d14	86.1	25-137			%REC	1	5/27/2014
Surr: Nitrobenzene-d5	77.2	37-107			%REC	1	5/27/2014
MOISTURE			A2540 G				Analyst: AT
Moisture	27	0.050	0		% of sample	1	5/22/2014

Note: See Qualifiers page for a list of qualifiers and their definitions.

ALS Group USA, Corp

Date: 09-Jun-14

Client: ECT, Inc
Work Order: 14051067
Project: Stoney-Celeron Sediments 5.19.14
Lab ID: 14051067-15

Client Sample ID: S19
Collection Date: 5/19/2014 12:17:00 PM
Matrix: SEDIMENT

Analyses	Result	Report Limit	MDEQ OP Memo 2 TDL	Qual	Units	Dilution Factor	Date Analyzed
PCBS			SW8082		Prep Date: 5/22/2014		Analyst: JC
Aroclor 1016	ND	330	330		µg/Kg-dry	1	5/23/2014
Aroclor 1221	ND	330	330		µg/Kg-dry	1	5/23/2014
Aroclor 1232	ND	330	330		µg/Kg-dry	1	5/23/2014
Aroclor 1242	ND	330	330		µg/Kg-dry	1	5/23/2014
Aroclor 1248	ND	330	330		µg/Kg-dry	1	5/23/2014
Aroclor 1254	ND	330	330		µg/Kg-dry	1	5/23/2014
Aroclor 1260	ND	330	330		µg/Kg-dry	1	5/23/2014
PCBs, Total	ND	330	330		µg/Kg-dry	1	5/23/2014
Surr: Decachlorobiphenyl	94.1	40-140			%REC	1	5/23/2014
Surr: Tetrachloro-m-xylene	81.1	45-124			%REC	1	5/23/2014
MERCURY BY CVAA			SW7471		Prep Date: 5/23/2014		Analyst: LR
Mercury	0.052	0.050	0.050		mg/Kg-dry	1	5/23/2014
METALS BY ICP-MS			SW6020A		Prep Date: 5/22/2014		Analyst: ML
Arsenic	2.8	2.3	0.10		mg/Kg-dry	5	5/24/2014
Cadmium	0.28	0.20	0.20		mg/Kg-dry	5	5/24/2014
Copper	6.1	2.3	1.0		mg/Kg-dry	5	5/24/2014
Lead	5.6	2.3	1.0		mg/Kg-dry	5	5/24/2014
Selenium	0.58	0.45	0.20		mg/Kg-dry	5	5/24/2014
Zinc	27	4.5	1.0		mg/Kg-dry	5	5/24/2014
PARTICLE-SIZE ANALYSIS OF SOILS			D422				Analyst: ERS
3 Inch Sieve	100	0	0		% Passing	1	5/22/2014
1.5 Inch Sieve	100	0	0		% Passing	1	5/22/2014
0.75 Inch Sieve	100	0	0		% Passing	1	5/22/2014
0.375 Inch Sieve	100	0	0		% Passing	1	5/22/2014
No. 4 Sieve (4.75 mm)	100	0	0		% Passing	1	5/22/2014
No. 10 Sieve (2.00 mm)	93.4	0	0		% Passing	1	5/22/2014
No. 16 Sieve (1.18 mm)	84.8	0	0		% Passing	1	5/22/2014
No. 30 Sieve (0.60 mm)	70.7	0	0		% Passing	1	5/22/2014
No. 40 Sieve (0.425 mm)	60.2	0	0		% Passing	1	5/22/2014
No. 50 Sieve (0.30 mm)	46.9	0	0		% Passing	1	5/22/2014
No. 60 Sieve (0.25 mm)	39.0	0	0		% Passing	1	5/22/2014
No. 100 Sieve (0.15 mm)	13.4	0	0		% Passing	1	5/22/2014
No. 200 Sieve (0.075 mm)	11.8	0	0		% Passing	1	5/22/2014
% Gravel	6.56	0	0		% Passing	1	5/22/2014
% Sand	81.6	0	0		% Passing	1	5/22/2014
% Silt, Clay, Colloids	11.8	0	0		% Passing	1	5/22/2014
SEMI-VOLATILE ORGANIC COMPOUNDS			SW8270		Prep Date: 5/23/2014		Analyst: RM

Note: See Qualifiers page for a list of qualifiers and their definitions.

Revision: 1

ALS Group USA, Corp

Date: 09-Jun-14

Client: ECT, Inc
Work Order: 14051067
Project: Stoney-Celeron Sediments 5.19.14
Lab ID: 14051067-15

Client Sample ID: S19
Collection Date: 5/19/2014 12:17:00 PM
Matrix: SEDIMENT

Analyses	Result	Report Limit	MDEQ OP Memo 2 TDL	Qual	Units	Dilution Factor	Date Analyzed
2-Methylnaphthalene	ND	330	330		µg/Kg-dry	1	5/27/2014
Acenaphthene	ND	330	330		µg/Kg-dry	1	5/27/2014
Acenaphthylene	ND	330	330		µg/Kg-dry	1	5/27/2014
Anthracene	ND	330	330		µg/Kg-dry	1	5/27/2014
Benzo(a)anthracene	ND	330	330		µg/Kg-dry	1	5/27/2014
Benzo(a)pyrene	ND	330	330		µg/Kg-dry	1	5/27/2014
Benzo(b)fluoranthene	ND	330	330		µg/Kg-dry	1	5/27/2014
Benzo(g,h,i)perylene	ND	330	330		µg/Kg-dry	1	5/27/2014
Benzo(k)fluoranthene	ND	330	330		µg/Kg-dry	1	5/27/2014
Chrysene	ND	330	330		µg/Kg-dry	1	5/27/2014
Dibenzo(a,h)anthracene	ND	330	330		µg/Kg-dry	1	5/27/2014
Fluoranthene	ND	330	330		µg/Kg-dry	1	5/27/2014
Fluorene	ND	330	330		µg/Kg-dry	1	5/27/2014
Indeno(1,2,3-cd)pyrene	ND	330	330		µg/Kg-dry	1	5/27/2014
Naphthalene	ND	330	330		µg/Kg-dry	1	5/27/2014
Phenanthrene	ND	330	330		µg/Kg-dry	1	5/27/2014
Pyrene	ND	330	330		µg/Kg-dry	1	5/27/2014
Surr: 2-Fluorobiphenyl	74.2	12-100			%REC	1	5/27/2014
Surr: 4-Terphenyl-d14	83.6	25-137			%REC	1	5/27/2014
Surr: Nitrobenzene-d5	81.2	37-107			%REC	1	5/27/2014
MOISTURE			A2540 G				Analyst: AT
Moisture	21	0.050	0		% of sample	1	5/22/2014

Note: See Qualifiers page for a list of qualifiers and their definitions.

ALS Group USA, Corp

Date: 09-Jun-14

Client: ECT, Inc
Work Order: 14051067
Project: Stoney-Celeron Sediments 5.19.14
Lab ID: 14051067-16

Client Sample ID: S20
Collection Date: 5/19/2014 12:22:00 PM
Matrix: SEDIMENT

Analyses	Result	Report Limit	MDEQ OP Memo 2 TDL	Qual	Units	Dilution Factor	Date Analyzed
PCBS			SW8082		Prep Date: 5/22/2014		Analyst: JC
Aroclor 1016	ND	330	330		µg/Kg-dry	1	5/23/2014
Aroclor 1221	ND	330	330		µg/Kg-dry	1	5/23/2014
Aroclor 1232	ND	330	330		µg/Kg-dry	1	5/23/2014
Aroclor 1242	ND	330	330		µg/Kg-dry	1	5/23/2014
Aroclor 1248	ND	330	330		µg/Kg-dry	1	5/23/2014
Aroclor 1254	ND	330	330		µg/Kg-dry	1	5/23/2014
Aroclor 1260	ND	330	330		µg/Kg-dry	1	5/23/2014
PCBs, Total	ND	330	330		µg/Kg-dry	1	5/23/2014
<i>Surr: Decachlorobiphenyl</i>	91.1	40-140			%REC	1	5/23/2014
<i>Surr: Tetrachloro-m-xylene</i>	104	45-124			%REC	1	5/23/2014
MERCURY BY CVAA			SW7471		Prep Date: 5/23/2014		Analyst: LR
Mercury	0.082	0.050	0.050		mg/Kg-dry	1	5/23/2014
METALS BY ICP-MS			SW6020A		Prep Date: 5/22/2014		Analyst: ML
Arsenic	3.4	2.4	0.10		mg/Kg-dry	5	5/24/2014
Cadmium	0.35	0.20	0.20		mg/Kg-dry	5	5/24/2014
Copper	11	2.4	1.0		mg/Kg-dry	5	5/24/2014
Lead	8.1	2.4	1.0		mg/Kg-dry	5	5/24/2014
Selenium	ND	0.48	0.20		mg/Kg-dry	5	5/24/2014
Zinc	37	4.8	1.0		mg/Kg-dry	5	5/24/2014
PARTICLE-SIZE ANALYSIS OF SOILS			D422				Analyst: ERS
3 Inch Sieve	100	0	0		% Passing	1	5/22/2014
1.5 Inch Sieve	100	0	0		% Passing	1	5/22/2014
0.75 Inch Sieve	100	0	0		% Passing	1	5/22/2014
0.375 Inch Sieve	100	0	0		% Passing	1	5/22/2014
No. 4 Sieve (4.75 mm)	96.8	0	0		% Passing	1	5/22/2014
No. 10 Sieve (2.00 mm)	91.3	0	0		% Passing	1	5/22/2014
No. 16 Sieve (1.18 mm)	84.3	0	0		% Passing	1	5/22/2014
No. 30 Sieve (0.60 mm)	71.6	0	0		% Passing	1	5/22/2014
No. 40 Sieve (0.425 mm)	60.6	0	0		% Passing	1	5/22/2014
No. 50 Sieve (0.30 mm)	45.0	0	0		% Passing	1	5/22/2014
No. 60 Sieve (0.25 mm)	36.4	0	0		% Passing	1	5/22/2014
No. 100 Sieve (0.15 mm)	11.8	0	0		% Passing	1	5/22/2014
No. 200 Sieve (0.075 mm)	4.66	0	0		% Passing	1	5/22/2014
% Gravel	8.73	0	0		% Passing	1	5/22/2014
% Sand	86.6	0	0		% Passing	1	5/22/2014
% Silt, Clay, Colloids	4.66	0	0		% Passing	1	5/22/2014
SEMI-VOLATILE ORGANIC COMPOUNDS			SW8270		Prep Date: 5/23/2014		Analyst: RM

Note: See Qualifiers page for a list of qualifiers and their definitions.

Revision: 1

ALS Group USA, Corp

Date: 09-Jun-14

Client: ECT, Inc
Work Order: 14051067
Project: Stoney-Celeron Sediments 5.19.14
Lab ID: 14051067-16

Client Sample ID: S20
Collection Date: 5/19/2014 12:22:00 PM
Matrix: SEDIMENT

Analyses	Result	Report Limit	MDEQ OP Memo 2 TDL	Qual	Units	Dilution Factor	Date Analyzed
2-Methylnaphthalene	ND	330	330		µg/Kg-dry	1	5/27/2014
Acenaphthene	ND	330	330		µg/Kg-dry	1	5/27/2014
Acenaphthylene	ND	330	330		µg/Kg-dry	1	5/27/2014
Anthracene	ND	330	330		µg/Kg-dry	1	5/27/2014
Benzo(a)anthracene	ND	330	330		µg/Kg-dry	1	5/27/2014
Benzo(a)pyrene	ND	330	330		µg/Kg-dry	1	5/27/2014
Benzo(b)fluoranthene	ND	330	330		µg/Kg-dry	1	5/27/2014
Benzo(g,h,i)perylene	ND	330	330		µg/Kg-dry	1	5/27/2014
Benzo(k)fluoranthene	ND	330	330		µg/Kg-dry	1	5/27/2014
Chrysene	ND	330	330		µg/Kg-dry	1	5/27/2014
Dibenzo(a,h)anthracene	ND	330	330		µg/Kg-dry	1	5/27/2014
Fluoranthene	ND	330	330		µg/Kg-dry	1	5/27/2014
Fluorene	ND	330	330		µg/Kg-dry	1	5/27/2014
Indeno(1,2,3-cd)pyrene	ND	330	330		µg/Kg-dry	1	5/27/2014
Naphthalene	ND	330	330		µg/Kg-dry	1	5/27/2014
Phenanthrene	ND	330	330		µg/Kg-dry	1	5/27/2014
Pyrene	ND	330	330		µg/Kg-dry	1	5/27/2014
Surr: 2-Fluorobiphenyl	77.2	12-100			%REC	1	5/27/2014
Surr: 4-Terphenyl-d14	99.2	25-137			%REC	1	5/27/2014
Surr: Nitrobenzene-d5	82.4	37-107			%REC	1	5/27/2014
MOISTURE			A2540 G				Analyst: AT
Moisture	24	0.050	0		% of sample	1	5/22/2014

Note: See Qualifiers page for a list of qualifiers and their definitions.

ALS Group USA, Corp

Date: 09-Jun-14

Client: ECT, Inc
Work Order: 14051067
Project: Stoney-Celeron Sediments 5.19.14
Lab ID: 14051067-17

Client Sample ID: S21
Collection Date: 5/19/2014 12:30:00 PM
Matrix: SEDIMENT

Analyses	Result	Report Limit	MDEQ OP Memo 2 TDL	Qual	Units	Dilution Factor	Date Analyzed
PCBS			SW8082		Prep Date: 5/22/2014		Analyst: JC
Aroclor 1016	ND	330	330		µg/Kg-dry	1	5/23/2014
Aroclor 1221	ND	330	330		µg/Kg-dry	1	5/23/2014
Aroclor 1232	ND	330	330		µg/Kg-dry	1	5/23/2014
Aroclor 1242	ND	330	330		µg/Kg-dry	1	5/23/2014
Aroclor 1248	ND	330	330		µg/Kg-dry	1	5/23/2014
Aroclor 1254	ND	330	330		µg/Kg-dry	1	5/23/2014
Aroclor 1260	ND	330	330		µg/Kg-dry	1	5/23/2014
PCBs, Total	ND	330	330		µg/Kg-dry	1	5/23/2014
<i>Surr: Decachlorobiphenyl</i>	94.1	40-140			%REC	1	5/23/2014
<i>Surr: Tetrachloro-m-xylene</i>	87.1	45-124			%REC	1	5/23/2014
MERCURY BY CVAA			SW7471		Prep Date: 5/23/2014		Analyst: LR
Mercury	0.089	0.050	0.050		mg/Kg-dry	1	5/23/2014
METALS BY ICP-MS			SW6020A		Prep Date: 5/22/2014		Analyst: ML
Arsenic	2.3	1.9	0.10		mg/Kg-dry	5	5/24/2014
Cadmium	0.45	0.20	0.20		mg/Kg-dry	5	5/24/2014
Copper	8.6	2.4	1.0		mg/Kg-dry	5	5/24/2014
Lead	6.6	2.4	1.0		mg/Kg-dry	5	5/24/2014
Selenium	0.81	0.48	0.20		mg/Kg-dry	5	5/24/2014
Zinc	37	4.8	1.0		mg/Kg-dry	5	5/24/2014
PARTICLE-SIZE ANALYSIS OF SOILS			D422				Analyst: ERS
3 Inch Sieve	100	0	0		% Passing	1	5/22/2014
1.5 Inch Sieve	100	0	0		% Passing	1	5/22/2014
0.75 Inch Sieve	100	0	0		% Passing	1	5/22/2014
0.375 Inch Sieve	100	0	0		% Passing	1	5/22/2014
No. 4 Sieve (4.75 mm)	99.6	0	0		% Passing	1	5/22/2014
No. 10 Sieve (2.00 mm)	99.1	0	0		% Passing	1	5/22/2014
No. 16 Sieve (1.18 mm)	97.8	0	0		% Passing	1	5/22/2014
No. 30 Sieve (0.60 mm)	84.3	0	0		% Passing	1	5/22/2014
No. 40 Sieve (0.425 mm)	78.2	0	0		% Passing	1	5/22/2014
No. 50 Sieve (0.30 mm)	66.9	0	0		% Passing	1	5/22/2014
No. 60 Sieve (0.25 mm)	57.8	0	0		% Passing	1	5/22/2014
No. 100 Sieve (0.15 mm)	26.5	0	0		% Passing	1	5/22/2014
No. 200 Sieve (0.075 mm)	7.16	0	0		% Passing	1	5/22/2014
% Gravel	0.880	0	0		% Passing	1	5/22/2014
% Sand	92.0	0	0		% Passing	1	5/22/2014
% Silt, Clay, Colloids	7.16	0	0		% Passing	1	5/22/2014
SEMI-VOLATILE ORGANIC COMPOUNDS			SW8270		Prep Date: 5/23/2014		Analyst: RM

Note: See Qualifiers page for a list of qualifiers and their definitions.

Revision: 1

ALS Group USA, Corp

Date: 09-Jun-14

Client: ECT, Inc
Work Order: 14051067
Project: Stoney-Celeron Sediments 5.19.14
Lab ID: 14051067-17

Client Sample ID: S21
Collection Date: 5/19/2014 12:30:00 PM
Matrix: SEDIMENT

Analyses	Result	Report Limit	MDEQ OP Memo 2 TDL	Qual	Units	Dilution Factor	Date Analyzed
2-Methylnaphthalene	ND	330	330		µg/Kg-dry	1	5/27/2014
Acenaphthene	ND	330	330		µg/Kg-dry	1	5/27/2014
Acenaphthylene	ND	330	330		µg/Kg-dry	1	5/27/2014
Anthracene	ND	330	330		µg/Kg-dry	1	5/27/2014
Benzo(a)anthracene	ND	330	330		µg/Kg-dry	1	5/27/2014
Benzo(a)pyrene	ND	330	330		µg/Kg-dry	1	5/27/2014
Benzo(b)fluoranthene	ND	330	330		µg/Kg-dry	1	5/27/2014
Benzo(g,h,i)perylene	ND	330	330		µg/Kg-dry	1	5/27/2014
Benzo(k)fluoranthene	ND	330	330		µg/Kg-dry	1	5/27/2014
Chrysene	ND	330	330		µg/Kg-dry	1	5/27/2014
Dibenzo(a,h)anthracene	ND	330	330		µg/Kg-dry	1	5/27/2014
Fluoranthene	ND	330	330		µg/Kg-dry	1	5/27/2014
Fluorene	ND	330	330		µg/Kg-dry	1	5/27/2014
Indeno(1,2,3-cd)pyrene	ND	330	330		µg/Kg-dry	1	5/27/2014
Naphthalene	ND	330	330		µg/Kg-dry	1	5/27/2014
Phenanthrene	ND	330	330		µg/Kg-dry	1	5/27/2014
Pyrene	ND	330	330		µg/Kg-dry	1	5/27/2014
Surr: 2-Fluorobiphenyl	82.5	12-100			%REC	1	5/27/2014
Surr: 4-Terphenyl-d14	102	25-137			%REC	1	5/27/2014
Surr: Nitrobenzene-d5	85.9	37-107			%REC	1	5/27/2014
MOISTURE			A2540 G				Analyst: AT
Moisture	29	0.050	0		% of sample	1	5/22/2014

Note: See Qualifiers page for a list of qualifiers and their definitions.

ALS Group USA, Corp

Date: 09-Jun-14

Client: ECT, Inc
Work Order: 14051067
Project: Stoney-Celeron Sediments 5.19.14
Lab ID: 14051067-18

Client Sample ID: S22
Collection Date: 5/19/2014 12:36:00 PM
Matrix: SEDIMENT

Analyses	Result	Report Limit	MDEQ OP Memo 2 TDL	Qual	Units	Dilution Factor	Date Analyzed
PCBS			SW8082		Prep Date: 5/22/2014		Analyst: JC
Aroclor 1016	ND	330	330		µg/Kg-dry	1	5/23/2014
Aroclor 1221	ND	330	330		µg/Kg-dry	1	5/23/2014
Aroclor 1232	ND	330	330		µg/Kg-dry	1	5/23/2014
Aroclor 1242	ND	330	330		µg/Kg-dry	1	5/23/2014
Aroclor 1248	ND	330	330		µg/Kg-dry	1	5/23/2014
Aroclor 1254	ND	330	330		µg/Kg-dry	1	5/23/2014
Aroclor 1260	ND	330	330		µg/Kg-dry	1	5/23/2014
PCBs, Total	ND	330	330		µg/Kg-dry	1	5/23/2014
<i>Surr: Decachlorobiphenyl</i>	78.1	40-140			%REC	1	5/23/2014
<i>Surr: Tetrachloro-m-xylene</i>	80.1	45-124			%REC	1	5/23/2014
MERCURY BY CVAA			SW7471		Prep Date: 5/23/2014		Analyst: LR
Mercury	0.13	0.050	0.050		mg/Kg-dry	1	5/23/2014
METALS BY ICP-MS			SW6020A		Prep Date: 5/22/2014		Analyst: ML
Arsenic	4.4	3.5	0.10		mg/Kg-dry	5	5/24/2014
Cadmium	0.55	0.20	0.20		mg/Kg-dry	5	5/24/2014
Copper	15	3.5	1.0		mg/Kg-dry	5	5/24/2014
Lead	16	3.5	1.0		mg/Kg-dry	5	5/24/2014
Selenium	1.8	0.69	0.20		mg/Kg-dry	5	5/24/2014
Zinc	54	6.9	1.0		mg/Kg-dry	5	5/24/2014
PARTICLE-SIZE ANALYSIS OF SOILS			D422				Analyst: ERS
3 Inch Sieve	100	0	0		% Passing	1	5/22/2014
1.5 Inch Sieve	100	0	0		% Passing	1	5/22/2014
0.75 Inch Sieve	100	0	0		% Passing	1	5/22/2014
0.375 Inch Sieve	100	0	0		% Passing	1	5/22/2014
No. 4 Sieve (4.75 mm)	98.8	0	0		% Passing	1	5/22/2014
No. 10 Sieve (2.00 mm)	97.3	0	0		% Passing	1	5/22/2014
No. 16 Sieve (1.18 mm)	92.9	0	0		% Passing	1	5/22/2014
No. 30 Sieve (0.60 mm)	82.7	0	0		% Passing	1	5/22/2014
No. 40 Sieve (0.425 mm)	75.1	0	0		% Passing	1	5/22/2014
No. 50 Sieve (0.30 mm)	61.8	0	0		% Passing	1	5/22/2014
No. 60 Sieve (0.25 mm)	52.8	0	0		% Passing	1	5/22/2014
No. 100 Sieve (0.15 mm)	23.0	0	0		% Passing	1	5/22/2014
No. 200 Sieve (0.075 mm)	10.9	0	0		% Passing	1	5/22/2014
% Gravel	2.73	0	0		% Passing	1	5/22/2014
% Sand	86.4	0	0		% Passing	1	5/22/2014
% Silt, Clay, Colloids	10.9	0	0		% Passing	1	5/22/2014
SEMI-VOLATILE ORGANIC COMPOUNDS			SW8270		Prep Date: 5/23/2014		Analyst: RM

Note: See Qualifiers page for a list of qualifiers and their definitions.

Revision: 1

ALS Group USA, Corp

Date: 09-Jun-14

Client: ECT, Inc
Work Order: 14051067
Project: Stoney-Celeron Sediments 5.19.14
Lab ID: 14051067-18

Client Sample ID: S22
Collection Date: 5/19/2014 12:36:00 PM
Matrix: SEDIMENT

Analyses	Result	Report Limit	MDEQ OP Memo 2 TDL	Qual	Units	Dilution Factor	Date Analyzed
2-Methylnaphthalene	ND	330	330		µg/Kg-dry	1	5/27/2014
Acenaphthene	ND	330	330		µg/Kg-dry	1	5/27/2014
Acenaphthylene	ND	330	330		µg/Kg-dry	1	5/27/2014
Anthracene	ND	330	330		µg/Kg-dry	1	5/27/2014
Benzo(a)anthracene	ND	330	330		µg/Kg-dry	1	5/27/2014
Benzo(a)pyrene	360	330	330		µg/Kg-dry	1	5/27/2014
Benzo(b)fluoranthene	350	330	330		µg/Kg-dry	1	5/27/2014
Benzo(g,h,i)perylene	ND	330	330		µg/Kg-dry	1	5/27/2014
Benzo(k)fluoranthene	ND	330	330		µg/Kg-dry	1	5/27/2014
Chrysene	ND	330	330		µg/Kg-dry	1	5/27/2014
Dibenzo(a,h)anthracene	ND	330	330		µg/Kg-dry	1	5/27/2014
Fluoranthene	640	330	330		µg/Kg-dry	1	5/27/2014
Fluorene	ND	330	330		µg/Kg-dry	1	5/27/2014
Indeno(1,2,3-cd)pyrene	ND	330	330		µg/Kg-dry	1	5/27/2014
Naphthalene	ND	330	330		µg/Kg-dry	1	5/27/2014
Phenanthrene	ND	330	330		µg/Kg-dry	1	5/27/2014
Pyrene	480	330	330		µg/Kg-dry	1	5/27/2014
Surr: 2-Fluorobiphenyl	74.4	12-100			%REC	1	5/27/2014
Surr: 4-Terphenyl-d14	88.8	25-137			%REC	1	5/27/2014
Surr: Nitrobenzene-d5	83.4	37-107			%REC	1	5/27/2014
MOISTURE			A2540 G				Analyst: AT
Moisture	54	0.050	0		% of sample	1	5/22/2014

Note: See Qualifiers page for a list of qualifiers and their definitions.

ALS Group USA, Corp

Date: 09-Jun-14

Client: ECT, Inc
Work Order: 14051067
Project: Stoney-Celeron Sediments 5.19.14
Lab ID: 14051067-19

Client Sample ID: S24
Collection Date: 5/19/2014 12:43:00 PM
Matrix: SEDIMENT

Analyses	Result	Report Limit	MDEQ OP Memo 2 TDL	Qual	Units	Dilution Factor	Date Analyzed
PCBS			SW8082		Prep Date: 5/27/2014		Analyst: JC
Aroclor 1016	ND	330	330		µg/Kg-dry	1	5/28/2014
Aroclor 1221	ND	330	330		µg/Kg-dry	1	5/28/2014
Aroclor 1232	ND	330	330		µg/Kg-dry	1	5/28/2014
Aroclor 1242	ND	330	330		µg/Kg-dry	1	5/28/2014
Aroclor 1248	ND	330	330		µg/Kg-dry	1	5/28/2014
Aroclor 1254	ND	330	330		µg/Kg-dry	1	5/28/2014
Aroclor 1260	ND	330	330		µg/Kg-dry	1	5/28/2014
PCBs, Total	ND	330	330		µg/Kg-dry	1	5/28/2014
Surr: Decachlorobiphenyl	88.1	40-140			%REC	1	5/28/2014
Surr: Tetrachloro-m-xylene	87.1	45-124			%REC	1	5/28/2014
MERCURY BY CVAA			SW7471		Prep Date: 5/23/2014		Analyst: LR
Mercury	0.10	0.050	0.050		mg/Kg-dry	1	5/23/2014
METALS BY ICP-MS			SW6020A		Prep Date: 5/22/2014		Analyst: ML
Arsenic	5.5	2.6	0.10		mg/Kg-dry	5	5/24/2014
Cadmium	0.31	0.20	0.20		mg/Kg-dry	5	5/24/2014
Copper	12	2.6	1.0		mg/Kg-dry	5	5/24/2014
Lead	7.4	2.6	1.0		mg/Kg-dry	5	5/24/2014
Selenium	0.81	0.53	0.20		mg/Kg-dry	5	5/24/2014
Zinc	38	5.3	1.0		mg/Kg-dry	5	5/24/2014
PARTICLE-SIZE ANALYSIS OF SOILS			D422				Analyst: ERS
3 Inch Sieve	100	0	0		% Passing	1	5/22/2014
1.5 Inch Sieve	100	0	0		% Passing	1	5/22/2014
0.75 Inch Sieve	100	0	0		% Passing	1	5/22/2014
0.375 Inch Sieve	100	0	0		% Passing	1	5/22/2014
No. 4 Sieve (4.75 mm)	99.6	0	0		% Passing	1	5/22/2014
No. 10 Sieve (2.00 mm)	94.0	0	0		% Passing	1	5/22/2014
No. 16 Sieve (1.18 mm)	88.1	0	0		% Passing	1	5/22/2014
No. 30 Sieve (0.60 mm)	72.6	0	0		% Passing	1	5/22/2014
No. 40 Sieve (0.425 mm)	69.3	0	0		% Passing	1	5/22/2014
No. 50 Sieve (0.30 mm)	58.0	0	0		% Passing	1	5/22/2014
No. 60 Sieve (0.25 mm)	50.1	0	0		% Passing	1	5/22/2014
No. 100 Sieve (0.15 mm)	25.6	0	0		% Passing	1	5/22/2014
No. 200 Sieve (0.075 mm)	14.1	0	0		% Passing	1	5/22/2014
% Gravel	5.97	0	0		% Passing	1	5/22/2014
% Sand	79.9	0	0		% Passing	1	5/22/2014
% Silt, Clay, Colloids	14.1	0	0		% Passing	1	5/22/2014
SEMI-VOLATILE ORGANIC COMPOUNDS			SW8270		Prep Date: 5/23/2014		Analyst: RM

Note: See Qualifiers page for a list of qualifiers and their definitions.

Revision: 1

ALS Group USA, Corp

Date: 09-Jun-14

Client: ECT, Inc
Work Order: 14051067
Project: Stoney-Celeron Sediments 5.19.14
Lab ID: 14051067-19

Client Sample ID: S24
Collection Date: 5/19/2014 12:43:00 PM
Matrix: SEDIMENT

Analyses	Result	Report Limit	MDEQ OP Memo 2 TDL	Qual	Units	Dilution Factor	Date Analyzed
2-Methylnaphthalene	ND	330	330		µg/Kg-dry	1	5/27/2014
Acenaphthene	ND	330	330		µg/Kg-dry	1	5/27/2014
Acenaphthylene	ND	330	330		µg/Kg-dry	1	5/27/2014
Anthracene	ND	330	330		µg/Kg-dry	1	5/27/2014
Benzo(a)anthracene	ND	330	330		µg/Kg-dry	1	5/27/2014
Benzo(a)pyrene	ND	330	330		µg/Kg-dry	1	5/27/2014
Benzo(b)fluoranthene	ND	330	330		µg/Kg-dry	1	5/27/2014
Benzo(g,h,i)perylene	ND	330	330		µg/Kg-dry	1	5/27/2014
Benzo(k)fluoranthene	ND	330	330		µg/Kg-dry	1	5/27/2014
Chrysene	ND	330	330		µg/Kg-dry	1	5/27/2014
Dibenzo(a,h)anthracene	ND	330	330		µg/Kg-dry	1	5/27/2014
Fluoranthene	360	330	330		µg/Kg-dry	1	5/27/2014
Fluorene	ND	330	330		µg/Kg-dry	1	5/27/2014
Indeno(1,2,3-cd)pyrene	ND	330	330		µg/Kg-dry	1	5/27/2014
Naphthalene	ND	330	330		µg/Kg-dry	1	5/27/2014
Phenanthrene	ND	330	330		µg/Kg-dry	1	5/27/2014
Pyrene	ND	330	330		µg/Kg-dry	1	5/27/2014
Surr: 2-Fluorobiphenyl	77.3	12-100			%REC	1	5/27/2014
Surr: 4-Terphenyl-d14	89.4	25-137			%REC	1	5/27/2014
Surr: Nitrobenzene-d5	84.5	37-107			%REC	1	5/27/2014
MOISTURE			A2540 G				Analyst: AT
Moisture	37	0.050	0		% of sample	1	5/22/2014

Note: See Qualifiers page for a list of qualifiers and their definitions.

ALS Group USA, Corp

Date: 09-Jun-14

Client: ECT, Inc
Work Order: 14051067
Project: Stoney-Celeron Sediments 5.19.14
Lab ID: 14051067-20

Client Sample ID: S23
Collection Date: 5/19/2014 12:49:00 PM
Matrix: SEDIMENT

Analyses	Result	Report Limit	MDEQ OP Memo 2 TDL	Qual	Units	Dilution Factor	Date Analyzed
PCBS			SW8082		Prep Date: 5/27/2014		Analyst: JC
Aroclor 1016	ND	330	330		µg/Kg-dry	1	5/28/2014
Aroclor 1221	ND	330	330		µg/Kg-dry	1	5/28/2014
Aroclor 1232	ND	330	330		µg/Kg-dry	1	5/28/2014
Aroclor 1242	ND	330	330		µg/Kg-dry	1	5/28/2014
Aroclor 1248	ND	330	330		µg/Kg-dry	1	5/28/2014
Aroclor 1254	ND	330	330		µg/Kg-dry	1	5/28/2014
Aroclor 1260	ND	330	330		µg/Kg-dry	1	5/28/2014
PCBs, Total	ND	330	330		µg/Kg-dry	1	5/28/2014
<i>Surr: Decachlorobiphenyl</i>	81.1	40-140			%REC	1	5/28/2014
<i>Surr: Tetrachloro-m-xylene</i>	82.1	45-124			%REC	1	5/28/2014
MERCURY BY CVAA			SW7471		Prep Date: 5/23/2014		Analyst: LR
Mercury	0.30	0.050	0.050		mg/Kg-dry	1	5/23/2014
METALS BY ICP-MS			SW6020A		Prep Date: 5/22/2014		Analyst: ML
Arsenic	ND	3.5	0.10		mg/Kg-dry	5	5/24/2014
Cadmium	0.64	0.20	0.20		mg/Kg-dry	5	5/24/2014
Copper	23	3.5	1.0		mg/Kg-dry	5	5/24/2014
Lead	16	3.5	1.0		mg/Kg-dry	5	5/24/2014
Selenium	1.3	0.70	0.20		mg/Kg-dry	5	5/24/2014
Zinc	69	7.0	1.0		mg/Kg-dry	5	5/24/2014
PARTICLE-SIZE ANALYSIS OF SOILS			D422				Analyst: ERS
3 Inch Sieve	100	0	0		% Passing	1	5/22/2014
1.5 Inch Sieve	100	0	0		% Passing	1	5/22/2014
0.75 Inch Sieve	100	0	0		% Passing	1	5/22/2014
0.375 Inch Sieve	100	0	0		% Passing	1	5/22/2014
No. 4 Sieve (4.75 mm)	100	0	0		% Passing	1	5/22/2014
No. 10 Sieve (2.00 mm)	99.1	0	0		% Passing	1	5/22/2014
No. 16 Sieve (1.18 mm)	93.6	0	0		% Passing	1	5/22/2014
No. 30 Sieve (0.60 mm)	82.8	0	0		% Passing	1	5/22/2014
No. 40 Sieve (0.425 mm)	77.1	0	0		% Passing	1	5/22/2014
No. 50 Sieve (0.30 mm)	69.2	0	0		% Passing	1	5/22/2014
No. 60 Sieve (0.25 mm)	63.5	0	0		% Passing	1	5/22/2014
No. 100 Sieve (0.15 mm)	39.6	0	0		% Passing	1	5/22/2014
No. 200 Sieve (0.075 mm)	20.5	0	0		% Passing	1	5/22/2014
% Gravel	0.910	0	0		% Passing	1	5/22/2014
% Sand	78.6	0	0		% Passing	1	5/22/2014
% Silt, Clay, Colloids	20.5	0	0		% Passing	1	5/22/2014
SEMI-VOLATILE ORGANIC COMPOUNDS			SW8270		Prep Date: 5/23/2014		Analyst: RM

Note: See Qualifiers page for a list of qualifiers and their definitions.

Revision: 1

ALS Group USA, Corp

Date: 09-Jun-14

Client: ECT, Inc
Work Order: 14051067
Project: Stoney-Celeron Sediments 5.19.14
Lab ID: 14051067-20

Client Sample ID: S23
Collection Date: 5/19/2014 12:49:00 PM
Matrix: SEDIMENT

Analyses	Result	Report Limit	MDEQ OP Memo 2 TDL	Qual	Units	Dilution Factor	Date Analyzed
2-Methylnaphthalene	ND	330	330		µg/Kg-dry	1	5/27/2014
Acenaphthene	ND	330	330		µg/Kg-dry	1	5/27/2014
Acenaphthylene	ND	330	330		µg/Kg-dry	1	5/27/2014
Anthracene	ND	330	330		µg/Kg-dry	1	5/27/2014
Benzo(a)anthracene	ND	330	330		µg/Kg-dry	1	5/27/2014
Benzo(a)pyrene	ND	330	330		µg/Kg-dry	1	5/27/2014
Benzo(b)fluoranthene	ND	330	330		µg/Kg-dry	1	5/27/2014
Benzo(g,h,i)perylene	ND	330	330		µg/Kg-dry	1	5/27/2014
Benzo(k)fluoranthene	ND	330	330		µg/Kg-dry	1	5/27/2014
Chrysene	ND	330	330		µg/Kg-dry	1	5/27/2014
Dibenzo(a,h)anthracene	ND	330	330		µg/Kg-dry	1	5/27/2014
Fluoranthene	ND	330	330		µg/Kg-dry	1	5/27/2014
Fluorene	ND	330	330		µg/Kg-dry	1	5/27/2014
Indeno(1,2,3-cd)pyrene	ND	330	330		µg/Kg-dry	1	5/27/2014
Naphthalene	ND	330	330		µg/Kg-dry	1	5/27/2014
Phenanthrene	ND	330	330		µg/Kg-dry	1	5/27/2014
Pyrene	ND	330	330		µg/Kg-dry	1	5/27/2014
Surr: 2-Fluorobiphenyl	53.2	12-100			%REC	1	5/27/2014
Surr: 4-Terphenyl-d14	66.3	25-137			%REC	1	5/27/2014
Surr: Nitrobenzene-d5	58.5	37-107			%REC	1	5/27/2014
MOISTURE			A2540 G				Analyst: AT
Moisture	48	0.050	0		% of sample	1	5/22/2014

Note: See Qualifiers page for a list of qualifiers and their definitions.

ALS Group USA, Corp

Date: 09-Jun-14

Client: ECT, Inc
Work Order: 14051067
Project: Stoney-Celeron Sediments 5.19.14
Lab ID: 14051067-21

Client Sample ID: S25
Collection Date: 5/19/2014 12:57:00 PM
Matrix: SEDIMENT

Analyses	Result	Report Limit	MDEQ OP Memo 2 TDL	Qual	Units	Dilution Factor	Date Analyzed
PCBS			SW8082		Prep Date: 5/27/2014		Analyst: JC
Aroclor 1016	ND	330	330		µg/Kg-dry	1	5/28/2014
Aroclor 1221	ND	330	330		µg/Kg-dry	1	5/28/2014
Aroclor 1232	ND	330	330		µg/Kg-dry	1	5/28/2014
Aroclor 1242	ND	330	330		µg/Kg-dry	1	5/28/2014
Aroclor 1248	ND	330	330		µg/Kg-dry	1	5/28/2014
Aroclor 1254	ND	330	330		µg/Kg-dry	1	5/28/2014
Aroclor 1260	ND	330	330		µg/Kg-dry	1	5/28/2014
PCBs, Total	ND	330	330		µg/Kg-dry	1	5/28/2014
<i>Surr: Decachlorobiphenyl</i>	72.1	40-140			%REC	1	5/28/2014
<i>Surr: Tetrachloro-m-xylene</i>	76.1	45-124			%REC	1	5/28/2014
MERCURY BY CVAA			SW7471		Prep Date: 5/23/2014		Analyst: LR
Mercury	0.26	0.050	0.050		mg/Kg-dry	1	5/23/2014
METALS BY ICP-MS			SW6020A		Prep Date: 5/22/2014		Analyst: ML
Arsenic	5.0	4.2	0.10		mg/Kg-dry	5	5/24/2014
Cadmium	0.64	0.21	0.20		mg/Kg-dry	5	5/24/2014
Copper	28	5.2	1.0		mg/Kg-dry	5	5/24/2014
Lead	21	5.2	1.0		mg/Kg-dry	5	5/24/2014
Selenium	1.7	1.0	0.20		mg/Kg-dry	5	5/24/2014
Zinc	87	10	1.0		mg/Kg-dry	5	5/24/2014
PARTICLE-SIZE ANALYSIS OF SOILS			D422				Analyst: ERS
3 Inch Sieve	100	0	0		% Passing	1	5/22/2014
1.5 Inch Sieve	100	0	0		% Passing	1	5/22/2014
0.75 Inch Sieve	100	0	0		% Passing	1	5/22/2014
0.375 Inch Sieve	100	0	0		% Passing	1	5/22/2014
No. 4 Sieve (4.75 mm)	100	0	0		% Passing	1	5/22/2014
No. 10 Sieve (2.00 mm)	98.7	0	0		% Passing	1	5/22/2014
No. 16 Sieve (1.18 mm)	90.9	0	0		% Passing	1	5/22/2014
No. 30 Sieve (0.60 mm)	73.8	0	0		% Passing	1	5/22/2014
No. 40 Sieve (0.425 mm)	66.1	0	0		% Passing	1	5/22/2014
No. 50 Sieve (0.30 mm)	60.3	0	0		% Passing	1	5/22/2014
No. 60 Sieve (0.25 mm)	57.6	0	0		% Passing	1	5/22/2014
No. 100 Sieve (0.15 mm)	46.8	0	0		% Passing	1	5/22/2014
No. 200 Sieve (0.075 mm)	25.2	0	0		% Passing	1	5/22/2014
% Gravel	1.35	0	0		% Passing	1	5/22/2014
% Sand	73.4	0	0		% Passing	1	5/22/2014
% Silt, Clay, Colloids	25.2	0	0		% Passing	1	5/22/2014
SEMI-VOLATILE ORGANIC COMPOUNDS			SW8270		Prep Date: 5/23/2014		Analyst: RM

Note: See Qualifiers page for a list of qualifiers and their definitions.

Revision: 1

ALS Group USA, Corp

Date: 09-Jun-14

Client: ECT, Inc
Work Order: 14051067
Project: Stoney-Celeron Sediments 5.19.14
Lab ID: 14051067-21

Client Sample ID: S25
Collection Date: 5/19/2014 12:57:00 PM
Matrix: SEDIMENT

Analyses	Result	Report Limit	MDEQ OP Memo 2 TDL	Qual	Units	Dilution Factor	Date Analyzed
2-Methylnaphthalene	ND	330	330		µg/Kg-dry	1	5/28/2014
Acenaphthene	ND	330	330		µg/Kg-dry	1	5/28/2014
Acenaphthylene	ND	330	330		µg/Kg-dry	1	5/28/2014
Anthracene	ND	330	330		µg/Kg-dry	1	5/28/2014
Benzo(a)anthracene	ND	330	330		µg/Kg-dry	1	5/28/2014
Benzo(a)pyrene	ND	330	330		µg/Kg-dry	1	5/28/2014
Benzo(b)fluoranthene	ND	330	330		µg/Kg-dry	1	5/28/2014
Benzo(g,h,i)perylene	ND	330	330		µg/Kg-dry	1	5/28/2014
Benzo(k)fluoranthene	ND	330	330		µg/Kg-dry	1	5/28/2014
Chrysene	ND	330	330		µg/Kg-dry	1	5/28/2014
Dibenzo(a,h)anthracene	ND	330	330		µg/Kg-dry	1	5/28/2014
Fluoranthene	ND	330	330		µg/Kg-dry	1	5/28/2014
Fluorene	ND	330	330		µg/Kg-dry	1	5/28/2014
Indeno(1,2,3-cd)pyrene	ND	330	330		µg/Kg-dry	1	5/28/2014
Naphthalene	ND	330	330		µg/Kg-dry	1	5/28/2014
Phenanthrene	ND	330	330		µg/Kg-dry	1	5/28/2014
Pyrene	ND	330	330		µg/Kg-dry	1	5/28/2014
Surr: 2-Fluorobiphenyl	41.9	12-100			%REC	1	5/28/2014
Surr: 4-Terphenyl-d14	55.0	25-137			%REC	1	5/28/2014
Surr: Nitrobenzene-d5	46.2	37-107			%REC	1	5/28/2014
MOISTURE			A2540 G				Analyst: AT
Moisture	63	0.050	0		% of sample	1	5/22/2014

Note: See Qualifiers page for a list of qualifiers and their definitions.

ALS Group USA, Corp

Date: 09-Jun-14

Client: ECT, Inc
Work Order: 14051067
Project: Stoney-Celeron Sediments 5.19.14
Lab ID: 14051067-22

Client Sample ID: S26
Collection Date: 5/19/2014 1:05:00 PM
Matrix: SEDIMENT

Analyses	Result	Report Limit	MDEQ OP Memo 2 TDL	Qual	Units	Dilution Factor	Date Analyzed
PCBS			SW8082		Prep Date: 5/27/2014		Analyst: JC
Aroclor 1016	ND	330	330		µg/Kg-dry	1	5/28/2014
Aroclor 1221	ND	330	330		µg/Kg-dry	1	5/28/2014
Aroclor 1232	ND	330	330		µg/Kg-dry	1	5/28/2014
Aroclor 1242	ND	330	330		µg/Kg-dry	1	5/28/2014
Aroclor 1248	ND	330	330		µg/Kg-dry	1	5/28/2014
Aroclor 1254	ND	330	330		µg/Kg-dry	1	5/28/2014
Aroclor 1260	ND	330	330		µg/Kg-dry	1	5/28/2014
PCBs, Total	ND	330	330		µg/Kg-dry	1	5/28/2014
<i>Surr: Decachlorobiphenyl</i>	85.1	40-140			%REC	1	5/28/2014
<i>Surr: Tetrachloro-m-xylene</i>	80.1	45-124			%REC	1	5/28/2014
MERCURY BY CVAA			SW7471		Prep Date: 5/23/2014		Analyst: LR
Mercury	0.24	0.050	0.050		mg/Kg-dry	1	5/23/2014
METALS BY ICP-MS			SW6020A		Prep Date: 5/22/2014		Analyst: ML
Arsenic	4.2	3.3	0.10		mg/Kg-dry	5	5/24/2014
Cadmium	0.71	0.20	0.20		mg/Kg-dry	5	5/24/2014
Copper	21	3.3	1.0		mg/Kg-dry	5	5/24/2014
Lead	18	3.3	1.0		mg/Kg-dry	5	5/24/2014
Selenium	1.7	0.65	0.20		mg/Kg-dry	5	5/24/2014
Zinc	73	6.5	1.0		mg/Kg-dry	5	5/24/2014
PARTICLE-SIZE ANALYSIS OF SOILS			D422				Analyst: ERS
3 Inch Sieve	100	0	0		% Passing	1	5/22/2014
1.5 Inch Sieve	100	0	0		% Passing	1	5/22/2014
0.75 Inch Sieve	100	0	0		% Passing	1	5/22/2014
0.375 Inch Sieve	100	0	0		% Passing	1	5/22/2014
No. 4 Sieve (4.75 mm)	97.7	0	0		% Passing	1	5/22/2014
No. 10 Sieve (2.00 mm)	95.1	0	0		% Passing	1	5/22/2014
No. 16 Sieve (1.18 mm)	89.2	0	0		% Passing	1	5/22/2014
No. 30 Sieve (0.60 mm)	79.9	0	0		% Passing	1	5/22/2014
No. 40 Sieve (0.425 mm)	75.6	0	0		% Passing	1	5/22/2014
No. 50 Sieve (0.30 mm)	71.3	0	0		% Passing	1	5/22/2014
No. 60 Sieve (0.25 mm)	68.5	0	0		% Passing	1	5/22/2014
No. 100 Sieve (0.15 mm)	58.0	0	0		% Passing	1	5/22/2014
No. 200 Sieve (0.075 mm)	40.4	0	0		% Passing	1	5/22/2014
% Gravel	4.87	0	0		% Passing	1	5/22/2014
% Sand	54.7	0	0		% Passing	1	5/22/2014
% Silt, Clay, Colloids	40.4	0	0		% Passing	1	5/22/2014
SEMI-VOLATILE ORGANIC COMPOUNDS			SW8270		Prep Date: 5/23/2014		Analyst: RM

Note: See Qualifiers page for a list of qualifiers and their definitions.

Revision: 1

ALS Group USA, Corp

Date: 09-Jun-14

Client: ECT, Inc
Work Order: 14051067
Project: Stoney-Celeron Sediments 5.19.14
Lab ID: 14051067-22

Client Sample ID: S26
Collection Date: 5/19/2014 1:05:00 PM
Matrix: SEDIMENT

Analyses	Result	Report Limit	MDEQ OP Memo 2 TDL	Qual	Units	Dilution Factor	Date Analyzed
2-Methylnaphthalene	ND	330	330		µg/Kg-dry	1	5/28/2014
Acenaphthene	ND	330	330		µg/Kg-dry	1	5/28/2014
Acenaphthylene	ND	330	330		µg/Kg-dry	1	5/28/2014
Anthracene	ND	330	330		µg/Kg-dry	1	5/28/2014
Benzo(a)anthracene	460	330	330		µg/Kg-dry	1	5/28/2014
Benzo(a)pyrene	590	330	330		µg/Kg-dry	1	5/28/2014
Benzo(b)fluoranthene	610	330	330		µg/Kg-dry	1	5/28/2014
Benzo(g,h,i)perylene	350	330	330		µg/Kg-dry	1	5/28/2014
Benzo(k)fluoranthene	ND	330	330		µg/Kg-dry	1	5/28/2014
Chrysene	480	330	330		µg/Kg-dry	1	5/28/2014
Dibenzo(a,h)anthracene	ND	330	330		µg/Kg-dry	1	5/28/2014
Fluoranthene	520	330	330		µg/Kg-dry	1	5/28/2014
Fluorene	ND	330	330		µg/Kg-dry	1	5/28/2014
Indeno(1,2,3-cd)pyrene	370	330	330		µg/Kg-dry	1	5/28/2014
Naphthalene	ND	330	330		µg/Kg-dry	1	5/28/2014
Phenanthrene	ND	330	330		µg/Kg-dry	1	5/28/2014
Pyrene	590	330	330		µg/Kg-dry	1	5/28/2014
Surr: 2-Fluorobiphenyl	44.3	12-100			%REC	1	5/28/2014
Surr: 4-Terphenyl-d14	70.4	25-137			%REC	1	5/28/2014
Surr: Nitrobenzene-d5	49.4	37-107			%REC	1	5/28/2014
MOISTURE			A2540 G				Analyst: AT
Moisture	47	0.050	0		% of sample	1	5/22/2014

Note: See Qualifiers page for a list of qualifiers and their definitions.

ALS Group USA, Corp

Date: 09-Jun-14

Client: ECT, Inc
Work Order: 14051067
Project: Stoney-Celeron Sediments 5.19.14
Lab ID: 14051067-23

Client Sample ID: S27
Collection Date: 5/19/2014 1:10:00 PM
Matrix: SEDIMENT

Analyses	Result	Report Limit	MDEQ OP Memo 2 TDL	Qual	Units	Dilution Factor	Date Analyzed
PCBS			SW8082		Prep Date: 5/27/2014		Analyst: JC
Aroclor 1016	ND	330	330		µg/Kg-dry	1	5/28/2014
Aroclor 1221	ND	330	330		µg/Kg-dry	1	5/28/2014
Aroclor 1232	ND	330	330		µg/Kg-dry	1	5/28/2014
Aroclor 1242	ND	330	330		µg/Kg-dry	1	5/28/2014
Aroclor 1248	ND	330	330		µg/Kg-dry	1	5/28/2014
Aroclor 1254	ND	330	330		µg/Kg-dry	1	5/28/2014
Aroclor 1260	ND	330	330		µg/Kg-dry	1	5/28/2014
PCBs, Total	ND	330	330		µg/Kg-dry	1	5/28/2014
<i>Surr: Decachlorobiphenyl</i>	83.1	40-140			%REC	1	5/28/2014
<i>Surr: Tetrachloro-m-xylene</i>	81.1	45-124			%REC	1	5/28/2014
MERCURY BY CVAA			SW7471		Prep Date: 5/23/2014		Analyst: LR
Mercury	0.24	0.050	0.050		mg/Kg-dry	1	5/23/2014
METALS BY ICP-MS			SW6020A		Prep Date: 5/22/2014		Analyst: ML
Arsenic	4.4	3.3	0.10		mg/Kg-dry	5	5/24/2014
Cadmium	0.71	0.20	0.20		mg/Kg-dry	5	5/24/2014
Copper	23	3.3	1.0		mg/Kg-dry	5	5/24/2014
Lead	18	3.3	1.0		mg/Kg-dry	5	5/24/2014
Selenium	1.7	0.66	0.20		mg/Kg-dry	5	5/24/2014
Zinc	86	6.6	1.0		mg/Kg-dry	5	5/24/2014
PARTICLE-SIZE ANALYSIS OF SOILS			D422				Analyst: ERS
3 Inch Sieve	100	0	0		% Passing	1	5/22/2014
1.5 Inch Sieve	100	0	0		% Passing	1	5/22/2014
0.75 Inch Sieve	100	0	0		% Passing	1	5/22/2014
0.375 Inch Sieve	100	0	0		% Passing	1	5/22/2014
No. 4 Sieve (4.75 mm)	99.2	0	0		% Passing	1	5/22/2014
No. 10 Sieve (2.00 mm)	97.7	0	0		% Passing	1	5/22/2014
No. 16 Sieve (1.18 mm)	86.2	0	0		% Passing	1	5/22/2014
No. 30 Sieve (0.60 mm)	74.4	0	0		% Passing	1	5/22/2014
No. 40 Sieve (0.425 mm)	69.3	0	0		% Passing	1	5/22/2014
No. 50 Sieve (0.30 mm)	64.2	0	0		% Passing	1	5/22/2014
No. 60 Sieve (0.25 mm)	60.5	0	0		% Passing	1	5/22/2014
No. 100 Sieve (0.15 mm)	44.3	0	0		% Passing	1	5/22/2014
No. 200 Sieve (0.075 mm)	18.1	0	0		% Passing	1	5/22/2014
% Gravel	2.32	0	0		% Passing	1	5/22/2014
% Sand	79.6	0	0		% Passing	1	5/22/2014
% Silt, Clay, Colloids	18.1	0	0		% Passing	1	5/22/2014
SEMI-VOLATILE ORGANIC COMPOUNDS			SW8270		Prep Date: 5/23/2014		Analyst: RM

Note: See Qualifiers page for a list of qualifiers and their definitions.

Revision: 1

ALS Group USA, Corp

Date: 09-Jun-14

Client: ECT, Inc
Work Order: 14051067
Project: Stoney-Celeron Sediments 5.19.14
Lab ID: 14051067-23

Client Sample ID: S27
Collection Date: 5/19/2014 1:10:00 PM
Matrix: SEDIMENT

Analyses	Result	Report Limit	MDEQ OP Memo 2 TDL	Qual	Units	Dilution Factor	Date Analyzed
2-Methylnaphthalene	ND	330	330		µg/Kg-dry	1	5/28/2014
Acenaphthene	ND	330	330		µg/Kg-dry	1	5/28/2014
Acenaphthylene	ND	330	330		µg/Kg-dry	1	5/28/2014
Anthracene	ND	330	330		µg/Kg-dry	1	5/28/2014
Benzo(a)anthracene	ND	330	330		µg/Kg-dry	1	5/28/2014
Benzo(a)pyrene	380	330	330		µg/Kg-dry	1	5/28/2014
Benzo(b)fluoranthene	380	330	330		µg/Kg-dry	1	5/28/2014
Benzo(g,h,i)perylene	ND	330	330		µg/Kg-dry	1	5/28/2014
Benzo(k)fluoranthene	ND	330	330		µg/Kg-dry	1	5/28/2014
Chrysene	ND	330	330		µg/Kg-dry	1	5/28/2014
Dibenzo(a,h)anthracene	ND	330	330		µg/Kg-dry	1	5/28/2014
Fluoranthene	ND	330	330		µg/Kg-dry	1	5/28/2014
Fluorene	ND	330	330		µg/Kg-dry	1	5/28/2014
Indeno(1,2,3-cd)pyrene	ND	330	330		µg/Kg-dry	1	5/28/2014
Naphthalene	ND	330	330		µg/Kg-dry	1	5/28/2014
Phenanthrene	ND	330	330		µg/Kg-dry	1	5/28/2014
Pyrene	ND	330	330		µg/Kg-dry	1	5/28/2014
Surr: 2-Fluorobiphenyl	49.9	12-100			%REC	1	5/28/2014
Surr: 4-Terphenyl-d14	57.1	25-137			%REC	1	5/28/2014
Surr: Nitrobenzene-d5	51.7	37-107			%REC	1	5/28/2014
MOISTURE			A2540 G				Analyst: AT
Moisture	48	0.050	0		% of sample	1	5/22/2014

Note: See Qualifiers page for a list of qualifiers and their definitions.

ALS Group USA, Corp

Date: 09-Jun-14

Client: ECT, Inc
Project: Stoney-Celeron Sediments 5.19.14
Sample ID: S05 TCLP
Collection Date: 5/19/2014 10:34 AM

Work Order: 14051067
Lab ID: 14051067-24
Matrix: TCLP EXTRACT

Analyses	Result	Qual	Report Limit	Units	Dilution Factor	Date Analyzed
TCLP METALS ANALYSIS BY ICP-MS			SW6020A		Prep: SW3005A / 6/4/14	Analyst: RH
Arsenic	0.030		0.010	mg/L	1	6/6/2014 05:19 PM
Selenium	ND		0.010	mg/L	1	6/6/2014 05:19 PM
Zinc	0.13		0.10	mg/L	1	6/6/2014 05:19 PM

Note: See Qualifiers page for a list of qualifiers and their definitions.

ALS Group USA, Corp

Date: 09-Jun-14

Client: ECT, Inc
Project: Stoney-Celeron Sediments 5.19.14
Sample ID: S08 TCLP
Collection Date: 5/19/2014 11:05 AM

Work Order: 14051067
Lab ID: 14051067-25
Matrix: TCLP EXTRACT

Analyses	Result	Qual	Report Limit	Units	Dilution Factor	Date Analyzed
TCLP METALS ANALYSIS BY ICP-MS			SW6020A		Prep: SW3005A / 6/4/14	Analyst: RH
Arsenic	0.012		0.010	mg/L	1	6/5/2014 03:55 PM
Cadmium	ND		0.0020	mg/L	1	6/5/2014 03:55 PM
Copper	ND		0.010	mg/L	1	6/5/2014 03:55 PM
Lead	0.025		0.010	mg/L	1	6/5/2014 03:55 PM
Selenium	ND		0.010	mg/L	1	6/5/2014 03:55 PM
Zinc	ND		0.10	mg/L	1	6/5/2014 03:55 PM

Note: See Qualifiers page for a list of qualifiers and their definitions.

Revision: 1

ALS Group USA, Corp

Date: 09-Jun-14

Client: ECT, Inc
Project: Stoney-Celeron Sediments 5.19.14
Sample ID: S09 TCLP
Collection Date: 5/19/2014 11:15 AM

Work Order: 14051067
Lab ID: 14051067-26
Matrix: TCLP EXTRACT

Analyses	Result	Qual	Report Limit	Units	Dilution Factor	Date Analyzed
TCLP METALS ANALYSIS BY ICP-MS			SW6020A		Prep: SW3005A / 6/4/14	Analyst: RH
Arsenic	ND		0.010	mg/L	1	6/6/2014 05:25 PM
Copper	0.085		0.010	mg/L	1	6/6/2014 05:25 PM
Selenium	ND		0.010	mg/L	1	6/6/2014 05:25 PM

Note: See Qualifiers page for a list of qualifiers and their definitions.

ALS Group USA, Corp

Date: 09-Jun-14

Client: ECT, Inc
Project: Stoney-Celeron Sediments 5.19.14
Sample ID: S04 TCLP
Collection Date: 5/19/2014 10:23 AM

Work Order: 14051067
Lab ID: 14051067-27
Matrix: TCLP EXTRACT

Analyses	Result	Qual	Report Limit	Units	Dilution Factor	Date Analyzed
TCLP METALS ANALYSIS BY ICP-MS			SW6020A		Prep: SW3005A / 6/4/14	Analyst: RH
Arsenic	0.013		0.010	mg/L	1	6/6/2014 05:32 PM
Lead	0.039		0.010	mg/L	1	6/6/2014 05:32 PM
Selenium	ND		0.010	mg/L	1	6/6/2014 05:32 PM
Zinc	ND		0.10	mg/L	1	6/6/2014 05:32 PM

Note: See Qualifiers page for a list of qualifiers and their definitions.

ALS Group USA, Corp

Date: 09-Jun-14

Client: ECT, Inc
Project: Stoney-Celeron Sediments 5.19.14
Sample ID: S22 TCLP
Collection Date: 5/19/2014 12:36 PM

Work Order: 14051067
Lab ID: 14051067-28
Matrix: TCLP EXTRACT

Analyses	Result	Qual	Report Limit	Units	Dilution Factor	Date Analyzed
TCLP MERCURY BY CVAA			SW7470A		Prep: SW7470 / 6/3/14	Analyst: LR
Mercury	ND		0.0020	mg/L	1	6/3/2014 05:28 PM
TCLP METALS ANALYSIS BY ICP-MS			SW6020A		Prep: SW3005A / 6/4/14	Analyst: ML
Cadmium	0.0030		0.0020	mg/L	1	6/8/2014 12:21 AM
Selenium	ND		0.010	mg/L	1	6/6/2014 05:38 PM
Zinc	0.25		0.10	mg/L	1	6/6/2014 05:38 PM
SEMI-VOLATILE ORGANIC COMPOUNDS			SW8270		Prep: SW3511 / 6/3/14	Analyst: RM
Fluoranthene	ND		1.0	µg/L	1	6/5/2014 11:09 PM
Pyrene	ND		5.0	µg/L	1	6/5/2014 11:09 PM
Surr: 2-Fluorobiphenyl	101		20-140	%REC	1	6/5/2014 11:09 PM
Surr: 4-Terphenyl-d14	169		22-172	%REC	1	6/5/2014 11:09 PM
Surr: Nitrobenzene-d5	125		8-140	%REC	1	6/5/2014 11:09 PM

Note: See Qualifiers page for a list of qualifiers and their definitions.

ALS Group USA, Corp

Date: 09-Jun-14

Client: ECT, Inc
Project: Stoney-Celeron Sediments 5.19.14
Sample ID: S23 TCLP
Collection Date: 5/19/2014 12:49 PM

Work Order: 14051067
Lab ID: 14051067-29
Matrix: TCLP EXTRACT

Analyses	Result	Qual	Report Limit	Units	Dilution Factor	Date Analyzed
TCLP MERCURY BY CVAA			SW7470A		Prep: SW7470 / 6/3/14	Analyst: LR
Mercury	ND		0.0020	mg/L	1	6/3/2014 05:30 PM
TCLP METALS ANALYSIS BY ICP-MS			SW6020A		Prep: SW3005A / 6/4/14	Analyst: ML
Cadmium	0.0037		0.0020	mg/L	1	6/8/2014 12:27 AM
Selenium	ND		0.010	mg/L	1	6/6/2014 05:44 PM
Zinc	0.35		0.10	mg/L	1	6/6/2014 05:44 PM

Note: See Qualifiers page for a list of qualifiers and their definitions.

Revision: 1

ALS Group USA, Corp

Date: 09-Jun-14

Client: ECT, Inc
Project: Stoney-Celeron Sediments 5.19.14
Sample ID: S24 TCLP
Collection Date: 5/19/2014 12:43 PM

Work Order: 14051067
Lab ID: 14051067-30
Matrix: TCLP EXTRACT

Analyses	Result	Qual	Report Limit	Units	Dilution Factor	Date Analyzed
TCLP METALS ANALYSIS BY ICP-MS			SW6020A		Prep: SW3005A / 6/6/14	Analyst: ML
Selenium	ND		0.010	mg/L	1	6/9/2014 01:24 AM
SEMI-VOLATILE ORGANIC COMPOUNDS			SW8270		Prep: SW3511 / 6/3/14	Analyst: RM
Fluoranthene	ND		1.0	µg/L	1	6/5/2014 11:37 PM
Surr: 2-Fluorobiphenyl	100		20-140	%REC	1	6/5/2014 11:37 PM
Surr: 4-Terphenyl-d14	165		22-172	%REC	1	6/5/2014 11:37 PM
Surr: Nitrobenzene-d5	122		8-140	%REC	1	6/5/2014 11:37 PM

Note: See Qualifiers page for a list of qualifiers and their definitions.

ALS Group USA, Corp

Date: 09-Jun-14

Client: ECT, Inc
Project: Stoney-Celeron Sediments 5.19.14
Sample ID: S25 TCLP
Collection Date: 5/19/2014 12:57 PM

Work Order: 14051067
Lab ID: 14051067-31
Matrix: TCLP EXTRACT

Analyses	Result	Qual	Report Limit	Units	Dilution Factor	Date Analyzed
TCLP MERCURY BY CVAA			SW7470A		Prep: SW7470 / 6/3/14	Analyst: LR
Mercury	ND		0.0020	mg/L	1	6/3/2014 05:32 PM
TCLP METALS ANALYSIS BY ICP-MS			SW6020A		Prep: SW3005A / 6/4/14	Analyst: RH
Arsenic	ND		0.010	mg/L	1	6/6/2014 07:27 PM
Selenium	ND		0.010	mg/L	1	6/6/2014 07:27 PM
Zinc	0.21		0.10	mg/L	1	6/6/2014 07:27 PM

Note: See Qualifiers page for a list of qualifiers and their definitions.

Revision: 1

ALS Group USA, Corp

Date: 09-Jun-14

Client: ECT, Inc
Project: Stoney-Celeron Sediments 5.19.14
Sample ID: S26 TCLP
Collection Date: 5/19/2014 01:05 PM

Work Order: 14051067
Lab ID: 14051067-32
Matrix: TCLP EXTRACT

Analyses	Result	Qual	Report Limit	Units	Dilution Factor	Date Analyzed
TCLP MERCURY BY CVAA			SW7470A		Prep: SW7470 / 6/3/14	Analyst: LR
Mercury	ND		0.0020	mg/L	1	6/3/2014 05:42 PM
TCLP METALS ANALYSIS BY ICP-MS			SW6020A		Prep: SW3005A / 6/4/14	Analyst: RH
Cadmium	ND		0.0020	mg/L	1	6/6/2014 07:34 PM
Selenium	0.010		0.010	mg/L	1	6/6/2014 07:34 PM
Zinc	0.26		0.10	mg/L	1	6/6/2014 07:34 PM
SEMI-VOLATILE ORGANIC COMPOUNDS			SW8270		Prep: SW3511 / 6/3/14	Analyst: RM
Fluoranthene	ND		1.0	µg/L	1	6/6/2014 12:05 PM
Pyrene	ND		5.0	µg/L	1	6/6/2014 12:05 PM
Surr: 2-Fluorobiphenyl	90.9		20-140	%REC	1	6/6/2014 12:05 PM
Surr: 4-Terphenyl-d14	167		22-172	%REC	1	6/6/2014 12:05 PM
Surr: Nitrobenzene-d5	116		8-140	%REC	1	6/6/2014 12:05 PM

Note: See Qualifiers page for a list of qualifiers and their definitions.

ALS Group USA, Corp

Date: 09-Jun-14

Client: ECT, Inc
Project: Stoney-Celeron Sediments 5.19.14
Sample ID: C04 TCLP
Collection Date: 5/18/2014 09:14 AM

Work Order: 14051067
Lab ID: 14051067-33
Matrix: TCLP EXTRACT

Analyses	Result	Qual	Report Limit	Units	Dilution Factor	Date Analyzed
TCLP METALS ANALYSIS BY ICP-MS			SW6020A		Prep: SW3005A / 6/6/14	Analyst: ML
Selenium	ND		0.010	mg/L	1	6/9/2014 01:30 AM

Note: See Qualifiers page for a list of qualifiers and their definitions.

ALS Group USA, Corp

Date: 09-Jun-14

Client: ECT, Inc
Project: Stoney-Celeron Sediments 5.19.14
Sample ID: S01 TCLP
Collection Date: 5/19/2014 10:00 AM

Work Order: 14051067
Lab ID: 14051067-34
Matrix: TCLP EXTRACT

Analyses	Result	Qual	Report Limit	Units	Dilution Factor	Date Analyzed
TCLP METALS ANALYSIS BY ICP-MS			SW6020A		Prep: SW3005A / 6/6/14	Analyst: ML
Selenium	ND		0.010	mg/L	1	6/9/2014 02:06 AM

Note: See Qualifiers page for a list of qualifiers and their definitions.

ALS Group USA, Corp

Date: 09-Jun-14

Client: ECT, Inc
Project: Stoney-Celeron Sediments 5.19.14
Sample ID: S03 TCLP
Collection Date: 5/19/2014 10:15 AM

Work Order: 14051067
Lab ID: 14051067-35
Matrix: TCLP EXTRACT

Analyses	Result	Qual	Report Limit	Units	Dilution Factor	Date Analyzed
TCLP METALS ANALYSIS BY ICP-MS			SW6020A		Prep: SW3005A / 6/6/14	Analyst: ML
Selenium	ND		0.010	mg/L	1	6/9/2014 02:12 AM

Note: See Qualifiers page for a list of qualifiers and their definitions.

Revision: 1

ALS Group USA, Corp

Date: 09-Jun-14

Client: ECT, Inc
Project: Stoney-Celeron Sediments 5.19.14
Sample ID: S07 TCLP
Collection Date: 5/19/2014 10:51 AM

Work Order: 14051067
Lab ID: 14051067-36
Matrix: TCLP EXTRACT

Analyses	Result	Qual	Report Limit	Units	Dilution Factor	Date Analyzed
TCLP METALS ANALYSIS BY ICP-MS			SW6020A		Prep: SW3005A / 6/6/14	Analyst: ML
Selenium	ND		0.010	mg/L	1	6/9/2014 02:18 AM

Note: See Qualifiers page for a list of qualifiers and their definitions.

ALS Group USA, Corp

Date: 09-Jun-14

Client: ECT, Inc
Project: Stoney-Celeron Sediments 5.19.14
Sample ID: S11 TCLP
Collection Date: 5/19/2014 11:25 AM

Work Order: 14051067
Lab ID: 14051067-37
Matrix: TCLP EXTRACT

Analyses	Result	Qual	Report Limit	Units	Dilution Factor	Date Analyzed
TCLP METALS ANALYSIS BY ICP-MS			SW6020A		Prep: SW3005A / 6/6/14	Analyst: ML
Selenium	ND		0.010	mg/L	1	6/9/2014 02:24 AM

Note: See Qualifiers page for a list of qualifiers and their definitions.

ALS Group USA, Corp

Date: 09-Jun-14

Client: ECT, Inc
Project: Stoney-Celeron Sediments 5.19.14
Sample ID: S12 TCLP
Collection Date: 5/19/2014 11:30 AM

Work Order: 14051067
Lab ID: 14051067-38
Matrix: TCLP EXTRACT

Analyses	Result	Qual	Report Limit	Units	Dilution Factor	Date Analyzed
TCLP METALS ANALYSIS BY ICP-MS			SW6020A		Prep: SW3005A / 6/6/14	Analyst: ML
Selenium	ND		0.010	mg/L	1	6/9/2014 02:30 AM

Note: See Qualifiers page for a list of qualifiers and their definitions.

Revision: 1

ALS Group USA, Corp

Date: 09-Jun-14

Client: ECT, Inc
Project: Stoney-Celeron Sediments 5.19.14
Sample ID: S13 TCLP
Collection Date: 5/19/2014 11:37 AM

Work Order: 14051067
Lab ID: 14051067-39
Matrix: TCLP EXTRACT

Analyses	Result	Qual	Report Limit	Units	Dilution Factor	Date Analyzed
TCLP METALS ANALYSIS BY ICP-MS			SW6020A		Prep: SW3005A / 6/6/14	Analyst: ML
Selenium	ND		0.010	mg/L	1	6/9/2014 02:37 AM

Note: See Qualifiers page for a list of qualifiers and their definitions.

ALS Group USA, Corp

Date: 09-Jun-14

Client: ECT, Inc
Project: Stoney-Celeron Sediments 5.19.14
Sample ID: S16 TCLP
Collection Date: 5/19/2014 11:56 AM

Work Order: 14051067
Lab ID: 14051067-40
Matrix: TCLP EXTRACT

Analyses	Result	Qual	Report Limit	Units	Dilution Factor	Date Analyzed
TCLP METALS ANALYSIS BY ICP-MS			SW6020A		Prep: SW3005A / 6/6/14	Analyst: ML
Selenium	ND		0.010	mg/L	1	6/9/2014 02:43 AM

Note: See Qualifiers page for a list of qualifiers and their definitions.

ALS Group USA, Corp

Date: 09-Jun-14

Client: ECT, Inc
Project: Stoney-Celeron Sediments 5.19.14
Sample ID: S17 TCLP
Collection Date: 5/19/2014 11:05 AM

Work Order: 14051067
Lab ID: 14051067-41
Matrix: TCLP EXTRACT

Analyses	Result	Qual	Report Limit	Units	Dilution Factor	Date Analyzed
TCLP METALS ANALYSIS BY ICP-MS			SW6020A		Prep: SW3005A / 6/6/14	Analyst: ML
Selenium	ND		0.010	mg/L	1	6/9/2014 02:49 AM

Note: See Qualifiers page for a list of qualifiers and their definitions.

ALS Group USA, Corp

Date: 09-Jun-14

Client: ECT, Inc
Project: Stoney-Celeron Sediments 5.19.14
Sample ID: S18 TCLP
Collection Date: 5/19/2014 12:11 PM

Work Order: 14051067
Lab ID: 14051067-42
Matrix: TCLP EXTRACT

Analyses	Result	Qual	Report Limit	Units	Dilution Factor	Date Analyzed
TCLP METALS ANALYSIS BY ICP-MS			SW6020A		Prep: SW3005A / 6/6/14	Analyst: ML
Selenium	ND		0.010	mg/L	1	6/9/2014 03:13 AM

Note: See Qualifiers page for a list of qualifiers and their definitions.

ALS Group USA, Corp

Date: 09-Jun-14

Client: ECT, Inc
Project: Stoney-Celeron Sediments 5.19.14
Sample ID: S19 TCLP
Collection Date: 5/19/2014 12:17 PM

Work Order: 14051067
Lab ID: 14051067-43
Matrix: TCLP EXTRACT

Analyses	Result	Qual	Report Limit	Units	Dilution Factor	Date Analyzed
TCLP METALS ANALYSIS BY ICP-MS			SW6020A		Prep: SW3005A / 6/6/14	Analyst: ML
Selenium	ND		0.010	mg/L	1	6/9/2014 03:19 AM

Note: See Qualifiers page for a list of qualifiers and their definitions.

ALS Group USA, Corp

Date: 09-Jun-14

Client: ECT, Inc
Project: Stoney-Celeron Sediments 5.19.14
Sample ID: S20 TCLP
Collection Date: 5/19/2014 12:22 PM

Work Order: 14051067
Lab ID: 14051067-44
Matrix: TCLP EXTRACT

Analyses	Result	Qual	Report Limit	Units	Dilution Factor	Date Analyzed
TCLP METALS ANALYSIS BY ICP-MS			SW6020A		Prep: SW3005A / 6/6/14	Analyst: ML
Selenium	ND		0.010	mg/L	1	6/9/2014 03:25 AM

Note: See Qualifiers page for a list of qualifiers and their definitions.

ALS Group USA, Corp

Date: 09-Jun-14

Client: ECT, Inc
Project: Stoney-Celeron Sediments 5.19.14
Sample ID: S21 TCLP
Collection Date: 5/19/2014 12:30 PM

Work Order: 14051067
Lab ID: 14051067-45
Matrix: TCLP EXTRACT

Analyses	Result	Qual	Report Limit	Units	Dilution Factor	Date Analyzed
TCLP METALS ANALYSIS BY ICP-MS			SW6020A		Prep: SW3005A / 6/6/14	Analyst: ML
Selenium	ND		0.010	mg/L	1	6/9/2014 03:32 AM

Note: See Qualifiers page for a list of qualifiers and their definitions.

ALS Group USA, Corp

Date: 09-Jun-14

Client: ECT, Inc
Project: Stoney-Celeron Sediments 5.19.14
Sample ID: S27 TCLP
Collection Date: 5/19/2014 01:10 PM

Work Order: 14051067
Lab ID: 14051067-46
Matrix: TCLP EXTRACT

Analyses	Result	Qual	Report Limit	Units	Dilution Factor	Date Analyzed
TCLP METALS ANALYSIS BY ICP-MS			SW6020A		Prep: SW3005A / 6/6/14	Analyst: ML
Selenium	ND		0.010	mg/L	1	6/9/2014 04:02 AM

Note: See Qualifiers page for a list of qualifiers and their definitions.

Client: ECT, Inc

QC BATCH REPORT

Work Order: 14051067

Project: Stoney-Celeron Sediments 5.19.14

Batch ID: **58910**

Instrument ID **GC14**

Method: **SW8082**

MBLK		Sample ID: PBLKS1-58910-58910			Units: µg/Kg			Analysis Date: 5/23/2014 10:29 AM		
Client ID:		Run ID: GC14_140523A			SeqNo: 2781616			Prep Date: 5/22/2014		DF: 1
Analyte	Result	PQL	SPK Val	SPK Ref Value	%REC	Control Limit	RPD Ref Value	%RPD	RPD Limit	Qual
Aroclor 1016	ND	83								
Aroclor 1221	ND	83								
Aroclor 1232	ND	83								
Aroclor 1242	ND	83								
Aroclor 1248	ND	83								
Aroclor 1254	ND	83								
Aroclor 1260	ND	83								
PCBs, Total	ND	0								
<i>Surr: Decachlorobiphenyl</i>	28	0	33.3	0	84.1	50-130	0			
<i>Surr: Tetrachloro-m-xylene</i>	31.67	0	33.3	0	95.1	45-124	0			

LCS		Sample ID: PLCSS1-58910-58910			Units: µg/Kg			Analysis Date: 5/23/2014 10:45 AM		
Client ID:		Run ID: GC14_140523A			SeqNo: 2781617			Prep Date: 5/22/2014		DF: 1
Analyte	Result	PQL	SPK Val	SPK Ref Value	%REC	Control Limit	RPD Ref Value	%RPD	RPD Limit	Qual
Aroclor 1016	805.7	83	833	0	96.7	50-130	0			
Aroclor 1260	789.3	83	833	0	94.8	50-130	0			
<i>Surr: Decachlorobiphenyl</i>	27.67	0	33.3	0	83.1	50-130	0			
<i>Surr: Tetrachloro-m-xylene</i>	29.67	0	33.3	0	89.1	45-124	0			

MS		Sample ID: 14051098-01C MS			Units: µg/Kg			Analysis Date: 5/23/2014 11:17 AM		
Client ID:		Run ID: GC14_140523A			SeqNo: 2781619			Prep Date: 5/22/2014		DF: 1
Analyte	Result	PQL	SPK Val	SPK Ref Value	%REC	Control Limit	RPD Ref Value	%RPD	RPD Limit	Qual
Aroclor 1016	785.3	82	820.8	0	95.7	40-140	0			
Aroclor 1260	786	82	820.8	0	95.8	40-140	0			
<i>Surr: Decachlorobiphenyl</i>	24.96	0	32.81	0	76.1	40-140	0			
<i>Surr: Tetrachloro-m-xylene</i>	26.93	0	32.81	0	82.1	45-124	0			

MSD		Sample ID: 14051098-01C MSD			Units: µg/Kg			Analysis Date: 5/23/2014 11:34 AM		
Client ID:		Run ID: GC14_140523A			SeqNo: 2781620			Prep Date: 5/22/2014		DF: 1
Analyte	Result	PQL	SPK Val	SPK Ref Value	%REC	Control Limit	RPD Ref Value	%RPD	RPD Limit	Qual
Aroclor 1016	763.1	80	798.2	0	95.6	40-140	785.3	2.87	50	
Aroclor 1260	777.2	80	798.2	0	97.4	40-140	786	1.13	50	
<i>Surr: Decachlorobiphenyl</i>	25.87	0	31.91	0	81.1	40-140	24.96	3.59	50	
<i>Surr: Tetrachloro-m-xylene</i>	26.83	0	31.91	0	84.1	45-124	26.93	0.376	50	

Note: See Qualifiers Page for a list of Qualifiers and their explanation.

Revision: 1

Client: ECT, Inc
Work Order: 14051067
Project: Stoney-Celeron Sediments 5.19.14

QC BATCH REPORT

Batch ID: **58910** Instrument ID **GC14** Method: **SW8082**

The following samples were analyzed in this batch:

14051067-01A	14051067-02A	14051067-03A
14051067-04A	14051067-05A	14051067-06A
14051067-07A	14051067-08A	14051067-09A
14051067-10A	14051067-11A	14051067-12A
14051067-13A	14051067-14A	14051067-15A
14051067-16A	14051067-17A	14051067-18A

Note: See Qualifiers Page for a list of Qualifiers and their explanation.

Revision: 1
QC Page: 2 of 25

Client: ECT, Inc
 Work Order: 14051067
 Project: Stoney-Celeron Sediments 5.19.14

QC BATCH REPORT

Batch ID: 59016 Instrument ID GC14 Method: SW8082

MBLK		Sample ID: PBLKS1-59016-59016			Units: µg/Kg			Analysis Date: 5/28/2014 04:11 PM		
Client ID:		Run ID: GC14_140528A			SeqNo: 2786053			Prep Date: 5/27/2014		DF: 1
Analyte	Result	PQL	SPK Val	SPK Ref Value	%REC	Control Limit	RPD Ref Value	%RPD	RPD Limit	Qual
Aroclor 1016	ND	83								
Aroclor 1221	ND	83								
Aroclor 1232	ND	83								
Aroclor 1242	ND	83								
Aroclor 1248	ND	83								
Aroclor 1254	ND	83								
Aroclor 1260	ND	83								
PCBs, Total	ND	0								
<i>Surr: Decachlorobiphenyl</i>	31.33	0	33.3	0	94.1	40-140	0			
<i>Surr: Tetrachloro-m-xylene</i>	29.67	0	33.3	0	89.1	45-124	0			

LCS		Sample ID: PLCSS1-59016-59016			Units: µg/Kg			Analysis Date: 5/28/2014 04:28 PM		
Client ID:		Run ID: GC14_140528A			SeqNo: 2786054			Prep Date: 5/27/2014		DF: 1
Analyte	Result	PQL	SPK Val	SPK Ref Value	%REC	Control Limit	RPD Ref Value	%RPD	RPD Limit	Qual
Aroclor 1016	897	83	833	0	108	50-130	0			
Aroclor 1260	899	83	833	0	108	50-130	0			
<i>Surr: Decachlorobiphenyl</i>	32	0	33.3	0	96.1	40-140	0			
<i>Surr: Tetrachloro-m-xylene</i>	30.67	0	33.3	0	92.1	45-124	0			

MS		Sample ID: 14051297-01A MS			Units: µg/Kg			Analysis Date: 5/28/2014 05:00 PM		
Client ID:		Run ID: GC14_140528A			SeqNo: 2786056			Prep Date: 5/27/2014		DF: 1
Analyte	Result	PQL	SPK Val	SPK Ref Value	%REC	Control Limit	RPD Ref Value	%RPD	RPD Limit	Qual
Aroclor 1016	947.8	78	781.5	0	121	40-140	0			
Aroclor 1260	852.1	78	781.5	0	109	40-140	0			
<i>Surr: Decachlorobiphenyl</i>	30.33	0	31.24	0	97.1	40-140	0			
<i>Surr: Tetrachloro-m-xylene</i>	24.7	0	31.24	0	79.1	45-124	0			

MSD		Sample ID: 14051297-01A MSD			Units: µg/Kg			Analysis Date: 5/28/2014 05:16 PM		
Client ID:		Run ID: GC14_140528A			SeqNo: 2786057			Prep Date: 5/27/2014		DF: 1
Analyte	Result	PQL	SPK Val	SPK Ref Value	%REC	Control Limit	RPD Ref Value	%RPD	RPD Limit	Qual
Aroclor 1016	922.1	83	826.8	0	112	40-140	947.8	2.75	50	
Aroclor 1260	918.1	83	826.8	0	111	40-140	852.1	7.46	50	
<i>Surr: Decachlorobiphenyl</i>	32.76	0	33.05	0	99.1	40-140	30.33	7.68	50	
<i>Surr: Tetrachloro-m-xylene</i>	30.44	0	33.05	0	92.1	45-124	24.7	20.8	50	

The following samples were analyzed in this batch:	14051067-19A	14051067-20A	14051067-21A
	14051067-22A	14051067-23A	

Note: See Qualifiers Page for a list of Qualifiers and their explanation.

Revision: 1

Client: ECT, Inc
 Work Order: 14051067
 Project: Stoney-Celeron Sediments 5.19.14

QC BATCH REPORT

Batch ID: **58933** Instrument ID **HG1** Method: **SW7471**

MBLK		Sample ID: MBLK-58933-58933				Units: mg/Kg		Analysis Date: 5/23/2014 04:10 PM		
Client ID:		Run ID: HG1_140523A				SeqNo: 2778080		Prep Date: 5/23/2014		DF: 1
Analyte	Result	PQL	SPK Val	SPK Ref Value	%REC	Control Limit	RPD Ref Value	%RPD	RPD Limit	Qual
Mercury	0.002083	0.020								J

LCS		Sample ID: LCS-58933-58933				Units: mg/Kg		Analysis Date: 5/23/2014 04:12 PM		
Client ID:		Run ID: HG1_140523A				SeqNo: 2778081		Prep Date: 5/23/2014		DF: 1
Analyte	Result	PQL	SPK Val	SPK Ref Value	%REC	Control Limit	RPD Ref Value	%RPD	RPD Limit	Qual
Mercury	0.169	0.020	0.1665		0	102	80-120	0		

MS		Sample ID: 14051098-01CMS				Units: mg/Kg		Analysis Date: 5/23/2014 04:17 PM		
Client ID:		Run ID: HG1_140523A				SeqNo: 2778083		Prep Date: 5/23/2014		DF: 1
Analyte	Result	PQL	SPK Val	SPK Ref Value	%REC	Control Limit	RPD Ref Value	%RPD	RPD Limit	Qual
Mercury	0.156	0.015	0.1265	0.0214	106	75-125		0		

MSD		Sample ID: 14051098-01CMSD				Units: mg/Kg		Analysis Date: 5/23/2014 04:19 PM		
Client ID:		Run ID: HG1_140523A				SeqNo: 2778084		Prep Date: 5/23/2014		DF: 1
Analyte	Result	PQL	SPK Val	SPK Ref Value	%REC	Control Limit	RPD Ref Value	%RPD	RPD Limit	Qual
Mercury	0.1499	0.015	0.1229	0.0214	105	75-125	0.156	3.97	35	

The following samples were analyzed in this batch:

14051067-01A	14051067-02A	14051067-03A
14051067-04A	14051067-05A	14051067-06A
14051067-07A	14051067-08A	14051067-09A
14051067-10A		

Note: See Qualifiers Page for a list of Qualifiers and their explanation.

Revision: 1

Client: ECT, Inc
 Work Order: 14051067
 Project: Stoney-Celeron Sediments 5.19.14

QC BATCH REPORT

Batch ID: **58991** Instrument ID **HG1** Method: **SW7471**

MBLK		Sample ID: MBLK-58991-58991				Units: mg/Kg		Analysis Date: 5/23/2014 08:29 PM		
Client ID:		Run ID: HG1_140523A				SeqNo: 2778446		Prep Date: 5/23/2014		DF: 1
Analyte	Result	PQL	SPK Val	SPK Ref Value	%REC	Control Limit	RPD Ref Value	%RPD	RPD Limit	Qual
Mercury	0.002167	0.020								J

LCS		Sample ID: LCS-58991-58991				Units: mg/Kg		Analysis Date: 5/23/2014 08:31 PM		
Client ID:		Run ID: HG1_140523A				SeqNo: 2778448		Prep Date: 5/23/2014		DF: 1
Analyte	Result	PQL	SPK Val	SPK Ref Value	%REC	Control Limit	RPD Ref Value	%RPD	RPD Limit	Qual
Mercury	0.1805	0.020	0.1665		0	108	80-120	0		

MS		Sample ID: 1405981-01BMS				Units: mg/Kg		Analysis Date: 5/23/2014 09:34 PM		
Client ID:		Run ID: HG1_140523A				SeqNo: 2778483		Prep Date: 5/23/2014		DF: 1
Analyte	Result	PQL	SPK Val	SPK Ref Value	%REC	Control Limit	RPD Ref Value	%RPD	RPD Limit	Qual
Mercury	0.1351	0.013	0.1085	0.01922	107	75-125		0		

MSD		Sample ID: 1405981-01BMSD				Units: mg/Kg		Analysis Date: 5/23/2014 09:36 PM		
Client ID:		Run ID: HG1_140523A				SeqNo: 2778484		Prep Date: 5/23/2014		DF: 1
Analyte	Result	PQL	SPK Val	SPK Ref Value	%REC	Control Limit	RPD Ref Value	%RPD	RPD Limit	Qual
Mercury	0.1285	0.013	0.1084	0.01922	101	75-125	0.1351	5.01	35	

The following samples were analyzed in this batch:

14051067-11A	14051067-12A	14051067-13A
14051067-14A	14051067-15A	14051067-16A
14051067-17A	14051067-18A	14051067-19A
14051067-20A	14051067-21A	14051067-22A
14051067-23A		

Note: See Qualifiers Page for a list of Qualifiers and their explanation.

Revision: 1

Client: ECT, Inc
 Work Order: 14051067
 Project: Stoney-Celeron Sediments 5.19.14

QC BATCH REPORT

Batch ID: **59279** Instrument ID **HG1** Method: **SW7470**

MBLK	Sample ID: MBLK-59279-59279				Units: mg/L			Analysis Date: 6/3/2014 05:23 PM		
Client ID:	Run ID: HG1_140603A				SeqNo: 2792237		Prep Date: 6/3/2014		DF: 1	
Analyte	Result	PQL	SPK Val	SPK Ref Value	%REC	Control Limit	RPD Ref Value	%RPD	RPD Limit	Qual

Mercury ND 0.00020

LCS	Sample ID: LCS-59279-59279				Units: mg/L			Analysis Date: 6/3/2014 05:25 PM		
Client ID:	Run ID: HG1_140603A				SeqNo: 2792242		Prep Date: 6/3/2014		DF: 1	
Analyte	Result	PQL	SPK Val	SPK Ref Value	%REC	Control Limit	RPD Ref Value	%RPD	RPD Limit	Qual

Mercury 0.001951 0.00020 0.002 0 97.6 80-120 0

MS	Sample ID: 14051499-02AMS				Units: mg/L			Analysis Date: 6/3/2014 05:53 PM		
Client ID:	Run ID: HG1_140603A				SeqNo: 2792254		Prep Date: 6/3/2014		DF: 1	
Analyte	Result	PQL	SPK Val	SPK Ref Value	%REC	Control Limit	RPD Ref Value	%RPD	RPD Limit	Qual

Mercury 0.02068 0.0020 0.02 0.00006 103 75-125 0

MSD	Sample ID: 14051499-02AMSD				Units: mg/L			Analysis Date: 6/3/2014 05:55 PM		
Client ID:	Run ID: HG1_140603A				SeqNo: 2792255		Prep Date: 6/3/2014		DF: 1	
Analyte	Result	PQL	SPK Val	SPK Ref Value	%REC	Control Limit	RPD Ref Value	%RPD	RPD Limit	Qual

Mercury 0.02098 0.0020 0.02 0.00006 105 75-125 0.02068 1.44 20

The following samples were analyzed in this batch:

14051067-28A	14051067-29A	14051067-31A
14051067-32A		

Client: ECT, Inc
 Work Order: 14051067
 Project: Stoney-Celeron Sediments 5.19.14

QC BATCH REPORT

Batch ID: **58889** Instrument ID **ICPMS1** Method: **SW6020A**

MBLK		Sample ID: MBLK-58889-58889				Units: mg/Kg		Analysis Date: 5/23/2014 10:03 AM		
Client ID:		Run ID: ICPMS1_140522A		SeqNo: 2777299		Prep Date: 5/22/2014		DF: 1		
Analyte	Result	PQL	SPK Val	SPK Ref Value	%REC	Control Limit	RPD Ref Value	%RPD	RPD Limit	Qual
Arsenic	ND	0.25								
Cadmium	ND	0.10								
Copper	ND	0.25								
Lead	ND	0.25								
Selenium	ND	0.25								
Zinc	ND	0.50								

LCS		Sample ID: LCS-58889-58889				Units: mg/Kg		Analysis Date: 5/23/2014 10:09 AM		
Client ID:		Run ID: ICPMS1_140522A		SeqNo: 2777300		Prep Date: 5/22/2014		DF: 1		
Analyte	Result	PQL	SPK Val	SPK Ref Value	%REC	Control Limit	RPD Ref Value	%RPD	RPD Limit	Qual
Arsenic	4.536	0.25	5	0	90.7	80-120	0			
Cadmium	4.695	0.10	5	0	93.9	80-120	0			
Copper	4.764	0.25	5	0	95.3	80-120	0			
Lead	4.848	0.25	5	0	97	80-120	0			
Zinc	4.277	0.50	5	0	85.5	80-120	0			

LCS		Sample ID: LCS-58889-58889				Units: mg/Kg		Analysis Date: 5/23/2014 09:22 PM		
Client ID:		Run ID: ICPMS1_140523A		SeqNo: 2778928		Prep Date: 5/22/2014		DF: 1		
Analyte	Result	PQL	SPK Val	SPK Ref Value	%REC	Control Limit	RPD Ref Value	%RPD	RPD Limit	Qual
Selenium	4.169	0.25	5	0	83.4	80-120	0			

MS		Sample ID: 14051098-01CMS				Units: mg/Kg		Analysis Date: 5/23/2014 11:42 PM		
Client ID:		Run ID: ICPMS1_140523A		SeqNo: 2778950		Prep Date: 5/22/2014		DF: 5		
Analyte	Result	PQL	SPK Val	SPK Ref Value	%REC	Control Limit	RPD Ref Value	%RPD	RPD Limit	Qual
Arsenic	13.55	2.0	7.837	6.901	84.8	75-125	0			
Cadmium	7.241	0.78	7.837	0.1673	90.3	75-125	0			
Copper	25.69	2.0	7.837	20.42	67.2	75-125	0			S
Lead	18.86	2.0	7.837	10.33	109	75-125	0			
Selenium	7.896	2.0	7.837	1.287	84.3	75-125	0			
Zinc	48.51	3.9	7.837	48.72	-2.69	75-125	0			SO

Note: See Qualifiers Page for a list of Qualifiers and their explanation.

Revision: 1

Client: ECT, Inc
 Work Order: 14051067
 Project: Stoney-Celeron Sediments 5.19.14

QC BATCH REPORT

Batch ID: **58889** Instrument ID **ICPMS1** Method: **SW6020A**

MSD		Sample ID: 14051098-01CMSD				Units: mg/Kg		Analysis Date: 5/23/2014 11:48 PM			
Client ID:		Run ID: ICPMS1_140523A			SeqNo: 2778951		Prep Date: 5/22/2014		DF: 5		
Analyte	Result	PQL	SPK Val	SPK Ref Value	%REC	Control Limit	RPD Ref Value	%RPD	RPD Limit	Qual	
Arsenic	12.83	2.0	7.924	6.901	74.9	75-125	13.55	5.41	25	S	
Cadmium	7.631	0.79	7.924	0.1673	94.2	75-125	7.241	5.24	25		
Copper	21.43	2.0	7.924	20.42	12.7	75-125	25.69	18.1	25	S	
Lead	14.88	2.0	7.924	10.33	57.4	75-125	18.86	23.6	25	S	
Selenium	7.666	2.0	7.924	1.287	80.5	75-125	7.896	2.95	25		
Zinc	32.59	4.0	7.924	48.72	-204	75-125	48.51	39.3	25	SRO	

The following samples were analyzed in this batch:

14051067-01A	14051067-02A	14051067-03A
14051067-04A	14051067-05A	14051067-06A
14051067-07A	14051067-08A	14051067-09A
14051067-10A		

Note: See Qualifiers Page for a list of Qualifiers and their explanation.

Revision: 1

Client: ECT, Inc
 Work Order: 14051067
 Project: Stoney-Celeron Sediments 5.19.14

QC BATCH REPORT

Batch ID: **58934** Instrument ID **ICPMS1** Method: **SW6020A**

MBLK		Sample ID: MBLK-58934-58934				Units: mg/Kg		Analysis Date: 5/24/2014 01:01 AM		
Client ID:		Run ID: ICPMS1_140523A			SeqNo: 2778963		Prep Date: 5/22/2014		DF: 1	
Analyte	Result	PQL	SPK Val	SPK Ref Value	%REC	Control Limit	RPD Ref Value	%RPD	RPD Limit	Qual
Arsenic	ND	0.25								
Cadmium	ND	0.10								
Copper	ND	0.25								
Lead	ND	0.25								
Selenium	ND	0.25								
Zinc	0.02773	0.50								J

LCS		Sample ID: LCS-58934-58934				Units: mg/Kg		Analysis Date: 5/24/2014 01:08 AM		
Client ID:		Run ID: ICPMS1_140523A			SeqNo: 2778964		Prep Date: 5/22/2014		DF: 1	
Analyte	Result	PQL	SPK Val	SPK Ref Value	%REC	Control Limit	RPD Ref Value	%RPD	RPD Limit	Qual
Arsenic	4.298	0.25	5	0	86	80-120	0			
Cadmium	4.58	0.10	5	0	91.6	80-120	0			
Copper	5.045	0.25	5	0	101	80-120	0			
Lead	4.854	0.25	5	0	97.1	80-120	0			
Selenium	4.074	0.25	5	0	81.5	80-120	0			
Zinc	4.15	0.50	5	0	83	80-120	0			

MS		Sample ID: 14051131-01AMS				Units: mg/Kg		Analysis Date: 5/24/2014 04:17 AM		
Client ID:		Run ID: ICPMS1_140523A			SeqNo: 2778992		Prep Date: 5/22/2014		DF: 5	
Analyte	Result	PQL	SPK Val	SPK Ref Value	%REC	Control Limit	RPD Ref Value	%RPD	RPD Limit	Qual
Arsenic	11.67	1.8	7.112	5.756	83.2	75-125	0			
Cadmium	7.429	0.71	7.112	0.8057	93.1	75-125	0			
Copper	19.84	1.8	7.112	13.8	85	75-125	0			
Lead	28.97	1.8	7.112	23.21	80.9	75-125	0			
Selenium	8.08	1.8	7.112	1.994	85.6	75-125	0			

MS		Sample ID: 14051131-01AMS				Units: mg/Kg		Analysis Date: 5/26/2014 09:54 PM		
Client ID:		Run ID: ICPMS1_140526A			SeqNo: 2781092		Prep Date: 5/22/2014		DF: 5	
Analyte	Result	PQL	SPK Val	SPK Ref Value	%REC	Control Limit	RPD Ref Value	%RPD	RPD Limit	Qual
Zinc	78.38	3.6	7.112	77.28	15.5	75-125	0			SO

Note: See Qualifiers Page for a list of Qualifiers and their explanation.

Revision: 1

Client: ECT, Inc
 Work Order: 14051067
 Project: Stoney-Celeron Sediments 5.19.14

QC BATCH REPORT

Batch ID: **58934** Instrument ID **ICPMS1** Method: **SW6020A**

MSD		Sample ID: 14051131-01AMSD				Units: mg/Kg		Analysis Date: 5/24/2014 04:23 AM		
Client ID:		Run ID: ICPMS1_140523A			SeqNo: 2778993		Prep Date: 5/22/2014		DF: 5	
Analyte	Result	PQL	SPK Val	SPK Ref Value	%REC	Control Limit	RPD Ref Value	%RPD	RPD Limit	Qual
Arsenic	13.14	1.8	7.174	5.756	103	75-125	11.67	11.8	25	
Cadmium	7.837	0.72	7.174	0.8057	98	75-125	7.429	5.35	25	
Copper	20.45	1.8	7.174	13.8	92.7	75-125	19.84	3	25	
Lead	30.62	1.8	7.174	23.21	103	75-125	28.97	5.54	25	
Selenium	9.024	1.8	7.174	1.994	98	75-125	8.08	11	25	

MSD		Sample ID: 14051131-01AMSD				Units: mg/Kg		Analysis Date: 5/26/2014 11:37 PM		
Client ID:		Run ID: ICPMS1_140526A			SeqNo: 2781108		Prep Date: 5/22/2014		DF: 5	
Analyte	Result	PQL	SPK Val	SPK Ref Value	%REC	Control Limit	RPD Ref Value	%RPD	RPD Limit	Qual
Zinc	85.08	3.6	7.174	77.28	109	75-125	78.38	8.2	25	O

The following samples were analyzed in this batch:

14051067-11A	14051067-12A	14051067-13A
14051067-14A	14051067-15A	14051067-16A
14051067-17A	14051067-18A	14051067-19A
14051067-20A	14051067-21A	14051067-22A
14051067-23A		

Note: See Qualifiers Page for a list of Qualifiers and their explanation.

Revision: 1

Client: ECT, Inc
 Work Order: 14051067
 Project: Stoney-Celeron Sediments 5.19.14

QC BATCH REPORT

Batch ID: 59313 Instrument ID ICPMS2 Method: SW6020A

MBLK		Sample ID: MBLK-59313-59313				Units: mg/L		Analysis Date: 6/5/2014 02:00 PM		
Client ID:		Run ID: ICPMS2_140605A		SeqNo: 2795174		Prep Date: 6/4/2014		DF: 1		
Analyte	Result	PQL	SPK Val	SPK Ref Value	%REC	Control Limit	RPD Ref Value	%RPD	RPD Limit	Qual
Arsenic	ND	0.0050								
Cadmium	ND	0.0020								
Copper	ND	0.0050								
Lead	0.00009707	0.0050								J
Selenium	ND	0.0050								
Zinc	ND	0.010								

LCS		Sample ID: LCS-59313-59313				Units: mg/L		Analysis Date: 6/5/2014 03:43 PM		
Client ID:		Run ID: ICPMS2_140605A		SeqNo: 2795689		Prep Date: 6/4/2014		DF: 1		
Analyte	Result	PQL	SPK Val	SPK Ref Value	%REC	Control Limit	RPD Ref Value	%RPD	RPD Limit	Qual
Arsenic	0.09805	0.0050	0.1	0	98	80-120	0			
Cadmium	0.09764	0.0020	0.1	0	97.6	80-120	0			
Copper	0.09659	0.0050	0.1	0	96.6	80-120	0			
Lead	0.09255	0.0050	0.1	0	92.6	80-120	0			
Selenium	0.09849	0.0050	0.1	0	98.5	80-120	0			
Zinc	0.1014	0.010	0.1	0	101	80-120	0			

MS		Sample ID: 14051067-25AMS				Units: mg/L		Analysis Date: 6/5/2014 04:01 PM		
Client ID: S08 TCLP		Run ID: ICPMS2_140605A		SeqNo: 2795692		Prep Date: 6/4/2014		DF: 1		
Analyte	Result	PQL	SPK Val	SPK Ref Value	%REC	Control Limit	RPD Ref Value	%RPD	RPD Limit	Qual
Arsenic	1.113	0.050	1	0.01201	110	75-125	0			
Cadmium	0.9937	0.020	1	0.001837	99.2	75-125	0			
Copper	0.9253	0.050	1	0.007353	91.8	75-125	0			
Lead	0.9517	0.050	1	0.02532	92.6	75-125	0			
Selenium	1.216	0.050	1	0.004484	121	75-125	0			
Zinc	1.157	0.10	1	0.08326	107	75-125	0			

MSD		Sample ID: 14051067-25AMSD				Units: mg/L		Analysis Date: 6/5/2014 04:07 PM		
Client ID: S08 TCLP		Run ID: ICPMS2_140605A		SeqNo: 2795693		Prep Date: 6/4/2014		DF: 1		
Analyte	Result	PQL	SPK Val	SPK Ref Value	%REC	Control Limit	RPD Ref Value	%RPD	RPD Limit	Qual
Arsenic	1.121	0.050	1	0.01201	111	75-125	1.113	0.716	20	
Cadmium	1.013	0.020	1	0.001837	101	75-125	0.9937	1.92	20	
Copper	0.9321	0.050	1	0.007353	92.5	75-125	0.9253	0.732	20	
Lead	0.9758	0.050	1	0.02532	95	75-125	0.9517	2.5	20	
Selenium	1.201	0.050	1	0.004484	120	75-125	1.216	1.24	20	
Zinc	1.162	0.10	1	0.08326	108	75-125	1.157	0.431	20	

Note: See Qualifiers Page for a list of Qualifiers and their explanation.

Revision: 1

Client: ECT, Inc
Work Order: 14051067
Project: Stoney-Celeron Sediments 5.19.14

QC BATCH REPORT

Batch ID: **59313** Instrument ID **ICPMS2** Method: **SW6020A**

The following samples were analyzed in this batch:

14051067-24A	14051067-25A	14051067-26A
14051067-27A	14051067-28A	14051067-29A
14051067-31A	14051067-32A	

Note: See Qualifiers Page for a list of Qualifiers and their explanation.

Revision: 1

Client: ECT, Inc
 Work Order: 14051067
 Project: Stoney-Celeron Sediments 5.19.14

QC BATCH REPORT

Batch ID: 59395 Instrument ID ICPMS1 Method: SW6020A

MBLK	Sample ID: MBLK-59395-59395		Units: mg/L		Analysis Date: 6/9/2014 01:12 AM					
Client ID:	Run ID: ICPMS1_140608A		SeqNo: 2799321		Prep Date: 6/6/2014		DF: 1			
Analyte	Result	PQL	SPK Val	SPK Ref Value	%REC	Control Limit	RPD Ref Value	%RPD	RPD Limit	Qual

Selenium ND 0.0050

LCS	Sample ID: LCS-59395-59395		Units: mg/L		Analysis Date: 6/9/2014 01:18 AM					
Client ID:	Run ID: ICPMS1_140608A		SeqNo: 2799322		Prep Date: 6/6/2014		DF: 1			
Analyte	Result	PQL	SPK Val	SPK Ref Value	%REC	Control Limit	RPD Ref Value	%RPD	RPD Limit	Qual

Selenium 0.09512 0.0050 0.1 0 95.1 80-120 0

MS	Sample ID: 14051067-33AMS		Units: mg/L		Analysis Date: 6/9/2014 01:54 AM					
Client ID: C04 TCLP	Run ID: ICPMS1_140608A		SeqNo: 2799328		Prep Date: 6/6/2014		DF: 1			
Analyte	Result	PQL	SPK Val	SPK Ref Value	%REC	Control Limit	RPD Ref Value	%RPD	RPD Limit	Qual

Selenium 0.9685 0.050 1 0 96.8 75-125 0

MSD	Sample ID: 14051067-33AMSD		Units: mg/L		Analysis Date: 6/9/2014 02:00 AM					
Client ID: C04 TCLP	Run ID: ICPMS1_140608A		SeqNo: 2799330		Prep Date: 6/6/2014		DF: 1			
Analyte	Result	PQL	SPK Val	SPK Ref Value	%REC	Control Limit	RPD Ref Value	%RPD	RPD Limit	Qual

Selenium 0.9851 0.050 1 0 98.5 75-125 0.9685 1.7 20

The following samples were analyzed in this batch:

14051067-30A	14051067-33A	14051067-34A
14051067-35A	14051067-36A	14051067-37A
14051067-38A	14051067-39A	14051067-40A
14051067-41A	14051067-42A	14051067-43A
14051067-44A	14051067-45A	14051067-46A

Note: See Qualifiers Page for a list of Qualifiers and their explanation.

Revision: 1

Client: ECT, Inc
Work Order: 14051067
Project: Stoney-Celeron Sediments 5.19.14

QC BATCH REPORT

Batch ID: **58965** Instrument ID **SVMS8** Method: **SW8270**

MBLK		Sample ID: SBLKS1-58965-58965				Units: µg/Kg		Analysis Date: 5/27/2014 11:39 AM		
Client ID:		Run ID: SVMS8_140527A			SeqNo: 2783317		Prep Date: 5/23/2014		DF: 1	
Analyte	Result	PQL	SPK Val	SPK Ref Value	%REC	Control Limit	RPD Ref Value	%RPD	RPD Limit	Qual
2-Methylnaphthalene	ND	6.7								
Acenaphthene	ND	6.7								
Acenaphthylene	ND	6.7								
Anthracene	ND	6.7								
Benzo(a)anthracene	ND	6.7								
Benzo(a)pyrene	ND	6.7								
Benzo(b)fluoranthene	ND	6.7								
Benzo(g,h,i)perylene	ND	6.7								
Benzo(k)fluoranthene	ND	6.7								
Chrysene	ND	6.7								
Dibenzo(a,h)anthracene	ND	6.7								
Fluoranthene	ND	6.7								
Fluorene	ND	6.7								
Indeno(1,2,3-cd)pyrene	ND	6.7								
Naphthalene	ND	6.7								
Phenanthrene	ND	6.7								
Pyrene	ND	6.7								
<i>Surr: 2-Fluorobiphenyl</i>	1162	0	1667	0	69.7	12-100	0			
<i>Surr: 4-Terphenyl-d14</i>	1703	0	1667	0	102	25-137	0			
<i>Surr: Nitrobenzene-d5</i>	1257	0	1667	0	75.4	37-107	0			

Note: See Qualifiers Page for a list of Qualifiers and their explanation.

Revision: 1

Client: ECT, Inc
 Work Order: 14051067
 Project: Stoney-Celeron Sediments 5.19.14

QC BATCH REPORT

Batch ID: **58965** Instrument ID **SVMS8** Method: **SW8270**

LCS		Sample ID: SLCSS1-58965-58965				Units: µg/Kg		Analysis Date: 5/27/2014 12:00 PM		
Client ID:		Run ID: SVMS8_140527A				SeqNo: 2783319		Prep Date: 5/23/2014		DF: 1
Analyte	Result	PQL	SPK Val	SPK Ref Value	%REC	Control Limit	RPD Ref Value	%RPD	RPD Limit	Qual
2-Methylnaphthalene	533	6.7	666.7	0	79.9	45-105	0			
Acenaphthene	545.3	6.7	666.7	0	81.8	45-110	0			
Acenaphthylene	536.7	6.7	666.7	0	80.5	45-105	0			
Anthracene	604.7	6.7	666.7	0	90.7	55-105	0			
Benzo(a)anthracene	633	6.7	666.7	0	94.9	50-110	0			
Benzo(a)pyrene	649.7	6.7	666.7	0	97.4	50-110	0			
Benzo(b)fluoranthene	642.3	6.7	666.7	0	96.3	45-115	0			
Benzo(g,h,i)perylene	516.7	6.7	666.7	0	77.5	40-125	0			
Benzo(k)fluoranthene	665	6.7	666.7	0	99.7	45-115	0			
Chrysene	611.3	6.7	666.7	0	91.7	55-110	0			
Dibenzo(a,h)anthracene	527.7	6.7	666.7	0	79.1	40-125	0			
Fluoranthene	672.7	6.7	666.7	0	101	55-115	0			
Fluorene	560.7	6.7	666.7	0	84.1	50-110	0			
Indeno(1,2,3-cd)pyrene	536.7	6.7	666.7	0	80.5	40-120	0			
Naphthalene	491.7	6.7	666.7	0	73.7	40-105	0			
Phenanthrene	599.3	6.7	666.7	0	89.9	50-110	0			
Pyrene	607.3	6.7	666.7	0	91.1	45-125	0			
Surr: 2-Fluorobiphenyl	1220	0	1667	0	73.2	12-100	0			
Surr: 4-Terphenyl-d14	1718	0	1667	0	103	25-137	0			
Surr: Nitrobenzene-d5	1409	0	1667	0	84.5	37-107	0			

Note: See Qualifiers Page for a list of Qualifiers and their explanation.

Revision: 1

Client: ECT, Inc
 Work Order: 14051067
 Project: Stoney-Celeron Sediments 5.19.14

QC BATCH REPORT

Batch ID: **58965** Instrument ID **SVMS8** Method: **SW8270**

MS		Sample ID: 14051067-08A MS				Units: µg/Kg		Analysis Date: 5/27/2014 03:34 PM		
Client ID: S11		Run ID: SVMS8_140527A				SeqNo: 2783329		Prep Date: 5/23/2014		DF: 1
Analyte	Result	PQL	SPK Val	SPK Ref Value	%REC	Control Limit	RPD Ref Value	%RPD	RPD Limit	Qual
2-Methylnaphthalene	1017	13	1284	0	79.2	45-105	0			
Acenaphthene	1119	13	1284	0	87.1	45-110	0			
Acenaphthylene	1097	13	1284	0	85.4	45-105	0			
Anthracene	1169	13	1284	7.429	90.5	55-105	0			
Benzo(a)anthracene	1207	13	1284	24.23	92.1	50-110	0			
Benzo(a)pyrene	1250	13	1284	24.87	95.5	50-110	0			
Benzo(b)fluoranthene	1144	13	1284	35.21	86.4	45-115	0			
Benzo(g,h,i)perylene	1258	13	1284	20.67	96.4	40-125	0			
Benzo(k)fluoranthene	1151	13	1284	11.31	88.8	45-115	0			
Chrysene	1166	13	1284	31.66	88.4	55-110	0			
Dibenzo(a,h)anthracene	1326	13	1284	8.398	103	40-125	0			
Fluoranthene	1130	13	1284	38.76	85	55-115	0			
Fluorene	1080	13	1284	4.522	83.8	50-110	0			
Indeno(1,2,3-cd)pyrene	1318	13	1284	21.97	101	40-120	0			
Naphthalene	1002	13	1284	0	78	40-105	0			
Phenanthrene	1176	13	1284	30.04	89.3	50-110	0			
Pyrene	1248	13	1284	36.5	94.4	45-125	0			
Surr: 2-Fluorobiphenyl	2580	0	3209	0	80.4	12-100	0			
Surr: 4-Terphenyl-d14	3314	0	3209	0	103	25-137	0			
Surr: Nitrobenzene-d5	2879	0	3209	0	89.7	37-107	0			

Note: See Qualifiers Page for a list of Qualifiers and their explanation.

Revision: 1

Client: ECT, Inc
 Work Order: 14051067
 Project: Stoney-Celeron Sediments 5.19.14

QC BATCH REPORT

Batch ID: **58965** Instrument ID **SVMS8** Method: **SW8270**

MSD		Sample ID: 14051067-08A MSD			Units: µg/Kg			Analysis Date: 5/27/2014 03:54 PM		
Client ID: S11		Run ID: SVMS8_140527A			SeqNo: 2783330		Prep Date: 5/23/2014		DF: 1	
Analyte	Result	PQL	SPK Val	SPK Ref Value	%REC	Control Limit	RPD Ref Value	%RPD	RPD Limit	Qual
2-Methylnaphthalene	1005	13	1328	0	75.7	45-105	1017	1.15	30	
Acenaphthene	1075	13	1328	0	80.9	45-110	1119	4	30	
Acenaphthylene	1083	13	1328	0	81.6	45-105	1097	1.24	30	
Anthracene	1161	13	1328	7.429	86.9	55-105	1169	0.66	30	
Benzo(a)anthracene	1205	13	1328	24.23	88.9	50-110	1207	0.144	30	
Benzo(a)pyrene	1240	13	1328	24.87	91.5	50-110	1250	0.819	30	
Benzo(b)fluoranthene	1182	13	1328	35.21	86.4	45-115	1144	3.32	30	
Benzo(g,h,i)perylene	1266	13	1328	20.67	93.8	40-125	1258	0.633	30	
Benzo(k)fluoranthene	1129	13	1328	11.31	84.2	45-115	1151	1.89	30	
Chrysene	1141	13	1328	31.66	83.6	55-110	1166	2.17	30	
Dibenzo(a,h)anthracene	1219	13	1328	8.398	91.2	40-125	1326	8.42	30	
Fluoranthene	1130	13	1328	38.76	82.2	55-115	1130	0.0333	30	
Fluorene	1074	13	1328	4.522	80.6	50-110	1080	0.564	30	
Indeno(1,2,3-cd)pyrene	1326	13	1328	21.97	98.2	40-120	1318	0.659	30	
Naphthalene	989.8	13	1328	0	74.5	40-105	1002	1.21	30	
Phenanthrene	1176	13	1328	30.04	86.3	50-110	1176	0.0445	30	
Pyrene	1236	13	1328	36.5	90.3	45-125	1248	0.935	30	
Surr: 2-Fluorobiphenyl	2553	0	3319	0	76.9	12-100	2580	1.05	40	
Surr: 4-Terphenyl-d14	3197	0	3319	0	96.3	25-137	3314	3.6	40	
Surr: Nitrobenzene-d5	2829	0	3319	0	85.2	37-107	2879	1.73	40	

The following samples were analyzed in this batch:

14051067-01A	14051067-02A	14051067-03A
14051067-04A	14051067-05A	14051067-06A
14051067-07A	14051067-08A	14051067-09A
14051067-10A	14051067-11A	14051067-12A
14051067-13A	14051067-14A	14051067-15A
14051067-16A	14051067-17A	14051067-18A
14051067-19A	14051067-20A	

Note: See Qualifiers Page for a list of Qualifiers and their explanation.

Revision: 1

Client: ECT, Inc
 Work Order: 14051067
 Project: Stoney-Celeron Sediments 5.19.14

QC BATCH REPORT

Batch ID: **58974** Instrument ID **SVMS8** Method: **SW8270**

MBLK		Sample ID: SBLKS1-58974-58974				Units: µg/Kg		Analysis Date: 5/27/2014 12:20 PM		
Client ID:		Run ID: SVMS8_140527A			SeqNo: 2783321		Prep Date: 5/23/2014		DF: 1	
Analyte	Result	PQL	SPK Val	SPK Ref Value	%REC	Control Limit	RPD Ref Value	%RPD	RPD Limit	Qual
2-Methylnaphthalene	ND	6.7								
Acenaphthene	ND	6.7								
Acenaphthylene	ND	6.7								
Anthracene	ND	6.7								
Benzo(a)anthracene	ND	6.7								
Benzo(a)pyrene	ND	6.7								
Benzo(b)fluoranthene	ND	6.7								
Benzo(g,h,i)perylene	ND	6.7								
Benzo(k)fluoranthene	ND	6.7								
Chrysene	ND	6.7								
Dibenzo(a,h)anthracene	ND	6.7								
Fluoranthene	ND	6.7								
Fluorene	ND	6.7								
Indeno(1,2,3-cd)pyrene	ND	6.7								
Naphthalene	ND	6.7								
Phenanthrene	ND	6.7								
Pyrene	ND	6.7								
<i>Surr: 2-Fluorobiphenyl</i>	1168	0	1667	0	70.1	12-100	0			
<i>Surr: 4-Terphenyl-d14</i>	1436	0	1667	0	86.2	25-137	0			
<i>Surr: Nitrobenzene-d5</i>	1313	0	1667	0	78.8	37-107	0			

Note: See Qualifiers Page for a list of Qualifiers and their explanation.

Revision: 1

Client: ECT, Inc
 Work Order: 14051067
 Project: Stoney-Celeron Sediments 5.19.14

QC BATCH REPORT

Batch ID: **58974** Instrument ID **SVMS8** Method: **SW8270**

LCS		Sample ID: SLCSS1-58974-58974				Units: µg/Kg		Analysis Date: 5/27/2014 12:41 PM		
Client ID:		Run ID: SVMS8_140527A			SeqNo: 2783323		Prep Date: 5/23/2014		DF: 1	
Analyte	Result	PQL	SPK Val	SPK Ref Value	%REC	Control Limit	RPD Ref Value	%RPD	RPD Limit	Qual
2-Methylnaphthalene	530.7	6.7	666.7	0	79.6	45-105	0			
Acenaphthene	528	6.7	666.7	0	79.2	45-110	0			
Acenaphthylene	521	6.7	666.7	0	78.1	45-105	0			
Anthracene	590.7	6.7	666.7	0	88.6	55-105	0			
Benzo(a)anthracene	606	6.7	666.7	0	90.9	50-110	0			
Benzo(a)pyrene	632.3	6.7	666.7	0	94.8	50-110	0			
Benzo(b)fluoranthene	619	6.7	666.7	0	92.8	45-115	0			
Benzo(g,h,i)perylene	527.7	6.7	666.7	0	79.1	40-125	0			
Benzo(k)fluoranthene	616.7	6.7	666.7	0	92.5	45-115	0			
Chrysene	597.3	6.7	666.7	0	89.6	55-110	0			
Dibenzo(a,h)anthracene	551.7	6.7	666.7	0	82.7	40-125	0			
Fluoranthene	677.7	6.7	666.7	0	102	55-115	0			
Fluorene	557	6.7	666.7	0	83.5	50-110	0			
Indeno(1,2,3-cd)pyrene	552.3	6.7	666.7	0	82.8	40-120	0			
Naphthalene	485.3	6.7	666.7	0	72.8	40-105	0			
Phenanthrene	592.3	6.7	666.7	0	88.8	50-110	0			
Pyrene	542.7	6.7	666.7	0	81.4	45-125	0			
Surr: 2-Fluorobiphenyl	1129	0	1667	0	67.7	12-100	0			
Surr: 4-Terphenyl-d14	1518	0	1667	0	91.1	25-137	0			
Surr: Nitrobenzene-d5	1349	0	1667	0	81	37-107	0			

Note: See Qualifiers Page for a list of Qualifiers and their explanation.

Revision: 1

Client: ECT, Inc
 Work Order: 14051067
 Project: Stoney-Celeron Sediments 5.19.14

QC BATCH REPORT

Batch ID: **58974** Instrument ID **SVMS8** Method: **SW8270**

MS		Sample ID: 14051133-01A MS				Units: µg/Kg		Analysis Date: 5/27/2014 02:32 PM		
Client ID:		Run ID: SVMS8_140527A			SeqNo: 2783325		Prep Date: 5/23/2014		DF: 1	
Analyte	Result	PQL	SPK Val	SPK Ref Value	%REC	Control Limit	RPD Ref Value	%RPD	RPD Limit	Qual
2-Methylnaphthalene	1170	19	1930	0	60.6	45-105	0			
Acenaphthene	1385	19	1930	0	71.7	45-110	0			
Acenaphthylene	1359	19	1930	0	70.4	45-105	0			
Anthracene	1683	19	1930	34.45	85.4	55-105	0			
Benzo(a)anthracene	1905	19	1930	148.6	91	50-110	0			
Benzo(a)pyrene	1958	19	1930	135.8	94.4	50-110	0			
Benzo(b)fluoranthene	1955	19	1930	164.4	92.8	45-115	0			
Benzo(g,h,i)perylene	1581	19	1930	73.81	78.1	40-125	0			
Benzo(k)fluoranthene	1860	19	1930	60.03	93.3	45-115	0			
Chrysene	1834	19	1930	127.9	88.4	55-110	0			
Dibenzo(a,h)anthracene	1447	19	1930	18.7	74	40-125	0			
Fluoranthene	2287	19	1930	270.6	104	55-115	0			
Fluorene	1549	19	1930	0	80.2	50-110	0			
Indeno(1,2,3-cd)pyrene	1661	19	1930	81.68	81.8	40-120	0			
Naphthalene	1079	19	1930	0	55.9	40-105	0			
Phenanthrene	1833	19	1930	121.1	88.7	50-110	0			
Pyrene	2014	19	1930	238.2	92	45-125	0			
Surr: 2-Fluorobiphenyl	2716	0	4824	0	56.3	12-100	0			
Surr: 4-Terphenyl-d14	4449	0	4824	0	92.2	25-137	0			
Surr: Nitrobenzene-d5	2954	0	4824	0	61.2	37-107	0			

Note: See Qualifiers Page for a list of Qualifiers and their explanation.

Revision: 1

Client: ECT, Inc
 Work Order: 14051067
 Project: Stoney-Celeron Sediments 5.19.14

QC BATCH REPORT

Batch ID: **58974** Instrument ID **SVMS8** Method: **SW8270**

MSD		Sample ID: 14051133-01A MSD				Units: µg/Kg		Analysis Date: 5/27/2014 02:52 PM		
Client ID:		Run ID: SVMS8_140527A			SeqNo: 2783327		Prep Date: 5/23/2014		DF: 1	
Analyte	Result	PQL	SPK Val	SPK Ref Value	%REC	Control Limit	RPD Ref Value	%RPD	RPD Limit	Qual
2-Methylnaphthalene	1163	19	1860	0	62.5	45-105	1170	0.6	30	
Acenaphthene	1286	19	1860	0	69.1	45-110	1385	7.37	30	
Acenaphthylene	1328	19	1860	0	71.4	45-105	1359	2.27	30	
Anthracene	1612	19	1860	34.45	84.8	55-105	1683	4.32	30	
Benzo(a)anthracene	1904	19	1860	148.6	94.4	50-110	1905	0.0533	30	
Benzo(a)pyrene	1919	19	1860	135.8	95.8	50-110	1958	2.02	30	
Benzo(b)fluoranthene	1830	19	1860	164.4	89.6	45-115	1955	6.59	30	
Benzo(g,h,i)perylene	1871	19	1860	73.81	96.6	40-125	1581	16.8	30	
Benzo(k)fluoranthene	1688	19	1860	60.03	87.5	45-115	1860	9.72	30	
Chrysene	1813	19	1860	127.9	90.6	55-110	1834	1.19	30	
Dibenzo(a,h)anthracene	1610	19	1860	18.7	85.5	40-125	1447	10.6	30	
Fluoranthene	1970	19	1860	270.6	91.3	55-115	2287	14.9	30	
Fluorene	1317	19	1860	0	70.8	50-110	1549	16.2	30	
Indeno(1,2,3-cd)pyrene	1844	19	1860	81.68	94.8	40-120	1661	10.5	30	
Naphthalene	1144	19	1860	0	61.5	40-105	1079	5.86	30	
Phenanthrene	1735	19	1860	121.1	86.8	50-110	1833	5.49	30	
Pyrene	2099	19	1860	238.2	100	45-125	2014	4.15	30	
Surr: 2-Fluorobiphenyl	2924	0	4650	0	62.9	12-100	2716	7.37	40	
Surr: 4-Terphenyl-d14	4323	0	4650	0	93	25-137	4449	2.86	40	
Surr: Nitrobenzene-d5	3151	0	4650	0	67.8	37-107	2954	6.43	40	

The following samples were analyzed in this batch:

14051067-21A	14051067-22A	14051067-23A
--------------	--------------	--------------

Note: See Qualifiers Page for a list of Qualifiers and their explanation.

Revision: 1

Client: ECT, Inc
 Work Order: 14051067
 Project: Stoney-Celeron Sediments 5.19.14

QC BATCH REPORT

Batch ID: 59283 Instrument ID SVMS7 Method: SW8270

MBLK		Sample ID: SBLKW1-59283-59283				Units: µg/L		Analysis Date: 6/5/2014 09:16 PM		
Client ID:		Run ID: SVMS7_140605A		SeqNo: 2796614		Prep Date: 6/3/2014		DF: 1		
Analyte	Result	PQL	SPK Val	SPK Ref Value	%REC	Control Limit	RPD Ref Value	%RPD	RPD Limit	Qual
Fluoranthene	ND	5.0								
Pyrene	ND	5.0								
Surr: 2-Fluorobiphenyl	106.5	0	114	0	93.4	20-140	0			
Surr: 4-Terphenyl-d14	174.9	0	114	0	153	22-172	0			
Surr: Nitrobenzene-d5	132.8	0	114	0	117	8-140	0			

LCS		Sample ID: SLCSW1-59283-59283				Units: µg/L		Analysis Date: 6/5/2014 09:45 PM		
Client ID:		Run ID: SVMS7_140605A		SeqNo: 2796615		Prep Date: 6/3/2014		DF: 1		
Analyte	Result	PQL	SPK Val	SPK Ref Value	%REC	Control Limit	RPD Ref Value	%RPD	RPD Limit	Qual
Fluoranthene	51.86	5.0	45.7	0	113	60-140	0			
Pyrene	58.7	5.0	45.7	0	128	60-140	0			
Surr: 2-Fluorobiphenyl	119	0	114	0	104	20-140	0			
Surr: 4-Terphenyl-d14	177.6	0	114	0	156	22-172	0			
Surr: Nitrobenzene-d5	129.1	0	114	0	113	8-140	0			

MS		Sample ID: 14051067-28A MS				Units: µg/L		Analysis Date: 6/5/2014 10:13 PM		
Client ID: S22 TCLP		Run ID: SVMS7_140605A		SeqNo: 2796616		Prep Date: 6/3/2014		DF: 1		
Analyte	Result	PQL	SPK Val	SPK Ref Value	%REC	Control Limit	RPD Ref Value	%RPD	RPD Limit	Qual
Fluoranthene	58.61	5.0	45.7	0	128	60-140	0			
Pyrene	58.74	5.0	45.7	0	129	60-140	0			
Surr: 2-Fluorobiphenyl	132.6	0	114	0	116	20-140	0			
Surr: 4-Terphenyl-d14	186.4	0	114	0	164	22-172	0			
Surr: Nitrobenzene-d5	147.3	0	114	0	129	8-140	0			

MSD		Sample ID: 14051067-28A MSD				Units: µg/L		Analysis Date: 6/5/2014 10:41 PM		
Client ID: S22 TCLP		Run ID: SVMS7_140605A		SeqNo: 2796617		Prep Date: 6/3/2014		DF: 1		
Analyte	Result	PQL	SPK Val	SPK Ref Value	%REC	Control Limit	RPD Ref Value	%RPD	RPD Limit	Qual
Fluoranthene	53.62	5.0	45.7	0	117	60-140	58.61	8.88	30	
Pyrene	54.99	5.0	45.7	0	120	60-140	58.74	6.59	30	
Surr: 2-Fluorobiphenyl	121.9	0	114	0	107	20-140	132.6	8.41	30	
Surr: 4-Terphenyl-d14	170.6	0	114	0	150	22-172	186.4	8.85	30	
Surr: Nitrobenzene-d5	134	0	114	0	118	8-140	147.3	9.43	30	

The following samples were analyzed in this batch:

14051067-28A	14051067-30A	14051067-32A
--------------	--------------	--------------

Note: See Qualifiers Page for a list of Qualifiers and their explanation.

Revision: 1

Client: ECT, Inc
 Work Order: 14051067
 Project: Stoney-Celeron Sediments 5.19.14

QC BATCH REPORT

Batch ID: **R141303** Instrument ID **MOIST** Method: **A2540 G**

MBLK	Sample ID: WBLKS-R141303		Units: % of sample			Analysis Date: 5/22/2014 11:21 AM				
Client ID:	Run ID: MOIST_140522A		SeqNo: 2776651		Prep Date:			DF: 1		
Analyte	Result	PQL	SPK Val	SPK Ref Value	%REC	Control Limit	RPD Ref Value	%RPD	RPD Limit	Qual

Moisture ND 0.050

LCS	Sample ID: LCS-R141303		Units: % of sample			Analysis Date: 5/22/2014 11:21 AM				
Client ID:	Run ID: MOIST_140522A		SeqNo: 2776649		Prep Date:			DF: 1		
Analyte	Result	PQL	SPK Val	SPK Ref Value	%REC	Control Limit	RPD Ref Value	%RPD	RPD Limit	Qual

Moisture 100 0.050 100 0 100 99.5-100.5 0

DUP	Sample ID: 14051043-01A DUP		Units: % of sample			Analysis Date: 5/22/2014 11:21 AM				
Client ID:	Run ID: MOIST_140522A		SeqNo: 2776624		Prep Date:			DF: 1		
Analyte	Result	PQL	SPK Val	SPK Ref Value	%REC	Control Limit	RPD Ref Value	%RPD	RPD Limit	Qual

Moisture 3.36 0.050 0 0 0 0-0 3.35 0.298 20

DUP	Sample ID: 14051098-01B DUP		Units: % of sample			Analysis Date: 5/22/2014 11:21 AM				
Client ID:	Run ID: MOIST_140522A		SeqNo: 2776646		Prep Date:			DF: 1		
Analyte	Result	PQL	SPK Val	SPK Ref Value	%REC	Control Limit	RPD Ref Value	%RPD	RPD Limit	Qual

Moisture 4.22 0.050 0 0 0 0-0 4.75 11.8 20

The following samples were analyzed in this batch:

14051067-11A	14051067-14A	14051067-15A
14051067-16A	14051067-17A	14051067-18A

Note: See Qualifiers Page for a list of Qualifiers and their explanation.

Revision: 1

Client: ECT, Inc
 Work Order: 14051067
 Project: Stoney-Celeron Sediments 5.19.14

QC BATCH REPORT

Batch ID: **R141305** Instrument ID **MOIST** Method: **A2540 G**

MBLK	Sample ID: WBLKS-R141305		Units: % of sample			Analysis Date: 5/22/2014 02:27 PM				
Client ID:	Run ID: MOIST_140522B		SeqNo: 2776863		Prep Date:			DF: 1		
Analyte	Result	PQL	SPK Val	SPK Ref Value	%REC	Control Limit	RPD Ref Value	%RPD	RPD Limit	Qual

Moisture ND 0.050

LCS	Sample ID: LCS-R141305		Units: % of sample			Analysis Date: 5/22/2014 02:27 PM				
Client ID:	Run ID: MOIST_140522B		SeqNo: 2776861		Prep Date:			DF: 1		
Analyte	Result	PQL	SPK Val	SPK Ref Value	%REC	Control Limit	RPD Ref Value	%RPD	RPD Limit	Qual

Moisture 99.99 0.050 100 0 100 99.5-100.5 0

DUP	Sample ID: 14051066-01A DUP		Units: % of sample			Analysis Date: 5/22/2014 02:27 PM				
Client ID:	Run ID: MOIST_140522B		SeqNo: 2776819		Prep Date:			DF: 1		
Analyte	Result	PQL	SPK Val	SPK Ref Value	%REC	Control Limit	RPD Ref Value	%RPD	RPD Limit	Qual

Moisture 79.09 0.050 0 0 0 0-0 78.79 0.38 20

DUP	Sample ID: 14051133-01A DUP		Units: % of sample			Analysis Date: 5/22/2014 02:27 PM				
Client ID:	Run ID: MOIST_140522B		SeqNo: 2776853		Prep Date:			DF: 1		
Analyte	Result	PQL	SPK Val	SPK Ref Value	%REC	Control Limit	RPD Ref Value	%RPD	RPD Limit	Qual

Moisture 46.74 0.050 0 0 0 0-0 45.61 2.45 20

The following samples were analyzed in this batch:

14051067-01A	14051067-02A	14051067-03A
14051067-04A	14051067-05A	14051067-06A
14051067-07A	14051067-08A	14051067-09A
14051067-10A	14051067-19A	14051067-20A
14051067-21A	14051067-22A	14051067-23A

Note: See Qualifiers Page for a list of Qualifiers and their explanation.

Revision: 1

Client: ECT, Inc
 Work Order: 14051067
 Project: Stoney-Celeron Sediments 5.19.14

QC BATCH REPORT

Batch ID: **R141309** Instrument ID **MOIST** Method: **A2540 G**

MBLK	Sample ID: WBLKS-R141309		Units: % of sample		Analysis Date: 5/22/2014 04:52 PM					
Client ID:	Run ID: MOIST_140522C		SeqNo: 2776941		Prep Date:		DF: 1			
Analyte	Result	PQL	SPK Val	SPK Ref Value	%REC	Control Limit	RPD Ref Value	%RPD	RPD Limit	Qual

Moisture ND 0.050

LCS	Sample ID: LCS-R141309		Units: % of sample		Analysis Date: 5/22/2014 04:52 PM					
Client ID:	Run ID: MOIST_140522C		SeqNo: 2776940		Prep Date:		DF: 1			
Analyte	Result	PQL	SPK Val	SPK Ref Value	%REC	Control Limit	RPD Ref Value	%RPD	RPD Limit	Qual

Moisture 100 0.050 100 0 100 99.5-100.5 0

DUP	Sample ID: 14051122-03B DUP		Units: % of sample		Analysis Date: 5/22/2014 04:52 PM					
Client ID:	Run ID: MOIST_140522C		SeqNo: 2776923		Prep Date:		DF: 1			
Analyte	Result	PQL	SPK Val	SPK Ref Value	%REC	Control Limit	RPD Ref Value	%RPD	RPD Limit	Qual

Moisture 2.23 0.050 0 0 0 0-0 2.21 0.901 20

DUP	Sample ID: 14051122-10B DUP		Units: % of sample		Analysis Date: 5/22/2014 04:52 PM					
Client ID:	Run ID: MOIST_140522C		SeqNo: 2776932		Prep Date:		DF: 1			
Analyte	Result	PQL	SPK Val	SPK Ref Value	%REC	Control Limit	RPD Ref Value	%RPD	RPD Limit	Qual

Moisture 3.07 0.050 0 0 0 0-0 2.67 13.9 20

The following samples were analyzed in this batch:

14051067-12A	14051067-13A
--------------	--------------

CHAIN OF CUSTODY RECORD

14051067

- Detroit: 719 Griswold St., Suite 1040, Detroit, MI 48226; 313-963-6600
- Ann Arbor: 2200 Commonwealth Blvd., Suite 300, Ann Arbor, MI 48105; 734-769-3004
- Clinton Twp: 33900 Harper Ave, Suite 101., Clinton Township MI 48035
- Benton Harbor: 115A W. Main St., Benton Harbor, MI 49022; 269-927-3366
- Lansing: 3125 Sovereign Drive, Suite 9A, Lansing, MI 48911; 517-272-9200
- Traverse City: 3622 Veterans Dr., Suite 2, Traverse City, MI 49684; 231-946-8200

PROJECT NAME/NUMBER (INCLUDE TASK NUMBER)								ANALYSES REQUESTED								Page <u>1</u> of <u>3</u>													
Stoney/Celeron Sediment																													
CONTACT PERSON/EMAIL ADDRESS																													
Thomas Konja (Tkonja@ectinc.com)																													
SAMPLER(S) NAME(S)																													
Thomas Konja																													
Turnaround Requirements				Matrix Key				Metals (7) (see remarks)								<p>PRESERVATIVES</p> <p>A NONE pH<7</p> <p>B HNO₃ pH<2</p> <p>C H₂SO₄ pH<2</p> <p>D 1+1 HCl pH<2</p> <p>E NaOH pH>12</p> <p>F ZnAc/NaOH pH>9</p> <p>G MeOH</p> <p>H Other (note below)</p>													
Standard 5-7 Day <input checked="" type="checkbox"/> 2 Day (RUSH) <input type="checkbox"/> 24 Hour (RUSH) <input type="checkbox"/> SPECIAL <input type="checkbox"/>				S = Soil SL = Sludge W = Water A = Air O = Oil X = Other (Larval fish)																									
LAB ID#	DATE	TIME	COMP/GRAB	SAMPLE IDENTIFICATION	MATRIX	CONTAINERS		Metals (7) (see remarks)	PNAs	PCBs	Moisture	Grain Size	TCLP/SPLP (see remarks)	TCLP As, Zn	TCLP As, Cd, Cu, Pb, Zn	TCLP As, Cu	TCLP Se	REMARKS											
						NO.	SIZE																						
1	05/19/14	0914	Comp	C04	S	1	16oz											x	x	x	x	x							Metals - As, Cd, Cu, Pb, Hg, Se, Zn
2		1000		S01														x	x	x	x	x							*Please do not initiate TCLP/SPLP fill further notice
3		1015		S03														x	x	x	x	x							
4		1034		S05														x	x	x	x	x	x						
		1044		S06																									
5		1051		S07														x	x	x	x	y							
6		1105		S08																				x					
7		1115		S09																					x				
8		1125		S11																									
9		1130		S12																									
RELINQUISHED BY:		DATE:		TIME:		RECEIVED BY:		DATE:		TIME:		Report and Original COC to:																	
		5/19/14		1540				5-20-14		3:30pm																			
RELINQUISHED BY:		DATE:		TIME:		RECEIVED BY:		DATE:		TIME:		Laboratory:																	
		5-20-14		1900				5/21/14		0830																			
RELINQUISHED BY:		DATE:		TIME:		RECEIVED AT LAB BY:		DATE:		TIME:		Lab Project #:																	
												3-2'c																	
												Temperature at Receipt:																	

CHAIN OF CUSTODY RECORD

14051067

- Detroit: 719 Griswold St., Suite 1040, Detroit, MI 48226; 313-963-6600
- Ann Arbor: 2200 Commonwealth Blvd., Suite 300, Ann Arbor, MI 48105; 734-769-3004
- Clinton Twp: 33900 Harper Ave, Suite 101., Clinton Township MI 48035
- Benton Harbor: 115A W. Main St., Benton Harbor, MI 49022; 269-927-3366
- Lansing: 3125 Sovereign Drive, Suite 9A, Lansing, MI 48911; 517-272-9200
- Traverse City: 3622 Veterans Dr., Suite 2, Traverse City, MI 49684; 231-946-8200

PROJECT NAME/NUMBER (INCLUDE TASK NUMBER)									ANALYSES REQUESTED							Page <u>2</u> of <u>3</u>							
Stoney/Celeron Sediment									Metals (7) (see remarks)	PNAS	PCBs	Moisture	Grain Size	TCLP/SPLP (see-remarks)	TCLP As	TCLP Cd	TCLP Cr	TCLP Pb	TCLP Hg	TCLP Se	TCLP Zn	PRESERVATIVES	
CONTACT PERSON/EMAIL ADDRESS																						A NONE pH<7	
Thomas Konja (Tkonja@ectinc.com)																						B HNO ₃ pH<2	
SAMPLER(S) NAME(S)																						C H ₂ SO ₄ pH<2	
Thomas Konja																						D 1+1 HCl pH<2	
Turnaround Requirements																						E NaOH pH>12	
Matrix Key																						F ZnAc/NaOH pH>9	
Standard 5-7 Day <input checked="" type="checkbox"/>									G MeOH														
2 Day (RUSH) <input type="checkbox"/>									H Other (note below)														
24 Hour (RUSH) <input type="checkbox"/>																							
SPECIAL <input type="checkbox"/>																							
O = Oil X = Other (Larval fish)																							
LAB ID#	DATE	TIME	COMPI GRAB	SAMPLE IDENTIFICATION	MATRIX	CONTAINERS		Metals (7) (see remarks)	PNAS	PCBs	Moisture	Grain Size	TCLP/SPLP (see-remarks)	TCLP As	TCLP Cd	TCLP Cr	TCLP Pb	TCLP Hg	TCLP Se	TCLP Zn	REMARKS		
						NO.	SIZE																
10	5/19/14	1137	Comp	S13	S	1	16oz	X	X	X	X	X									Metals - As, Cd, Cu, Pb, Hg, Se, Zn		
11		10:22 1143		S14 504										X		X	X				*Please do not initiate TCLP/SPLP till further notice		
12		1156		S16																	✓		
13		1105		S17																	✓		
14		1211		S18																	✓		
15		1217		S19																	✓		
16		1222		S20																	✓		
17		1230		S21																	✓		
18		1236		S22										X	X	X		X	X		✓		
19		1243		S24										X	X	X		X	X		✓		
RELINQUISHED BY:			DATE:	TIME:	RECEIVED BY:			DATE:	TIME:	Report and Original COC to:													
[Signature]			5/19/14	1540	[Signature]			5-20-14	330pm														
RELINQUISHED BY:			DATE:	TIME:	RECEIVED BY:			DATE:	TIME:	Laboratory:													
[Signature]			5-20-14	1900	[Signature]			5/21/14	0830														
RELINQUISHED BY:			DATE:	TIME:	RECEIVED AT LAB BY:			DATE:	TIME:	Lab Project #:													
[Signature]					[Signature]																		
										Temperature at Receipt: 3.2°C													

Ann Preston

From: Thomas Konja [tkonja@ectinc.com]
Sent: Monday, June 02, 2014 3:29 PM
To: Ann Preston
Subject: RE: 14051067 Stoney-Celeron Sediments 5.19.14 REV
 Ann,

14051067

See table below for TCLP

	S05	S08	S09	S04	S22	S23	S24	S25	S26
Arsenic	X	X	X	X					
Cadmium		X			X	X		X	X
Copper		X	X						
Lead		X		X				X	
mercury					X	X		X	X
zinc	X	X		X	X	X		X	X
Fluoranthene					X		X		X
Pyrene					X				X

Yes , run TCLP for selenium for all samples.

Thanks,

Thomas Konja
 Associate Scientist



2200 Commonwealth Blvd. | Ann Arbor, Michigan 48105
 734-272-3004 (Office) | 734-272-0290 (Direct) | 248-880-2977 (Mobile) | 734-769-3164 (Fax)
TKonja@ectinc.com | www.ectinc.com
 Follow us: [linkedin](https://www.linkedin.com/company/ectinc) | twitter.com/ectinc

From: Ann Preston [mailto:Ann.Preston@ALSGlobal.com]
Sent: Monday, June 02, 2014 2:33 PM
To: tkonja@ectinc.com
Subject: 14051067 Stoney-Celeron Sediments 5.19.14 REV

Yay!

I got permission to lower the PQL, and we were still able to meet criteria for QC. You now will have reportable results for Selenium!

Let me know which samples you would like to run for TCLP.

Regards,

6/2/2014

Sample Receipt Checklist

Client Name: **ECT-AA**

Date/Time Received: **21-May-14 08:30**

Work Order: **14051067**

Received by: **DS**

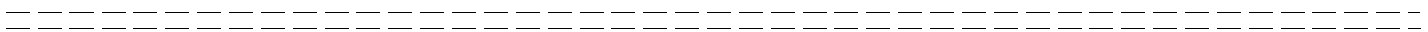
Checklist completed by Diane Shaw 21-May-14
eSignature Date

Reviewed by: Ann Preston 22-May-14
eSignature Date

Matrices: Sediment
 Carrier name: City Transfer

Shipping container/cooler in good condition?	Yes <input checked="" type="checkbox"/>	No <input type="checkbox"/>	Not Present <input type="checkbox"/>
Custody seals intact on shipping container/cooler?	Yes <input checked="" type="checkbox"/>	No <input type="checkbox"/>	Not Present <input type="checkbox"/>
Custody seals intact on sample bottles?	Yes <input type="checkbox"/>	No <input type="checkbox"/>	Not Present <input checked="" type="checkbox"/>
Chain of custody present?	Yes <input checked="" type="checkbox"/>	No <input type="checkbox"/>	
Chain of custody signed when relinquished and received?	Yes <input checked="" type="checkbox"/>	No <input type="checkbox"/>	
Chain of custody agrees with sample labels?	Yes <input checked="" type="checkbox"/>	No <input type="checkbox"/>	
Samples in proper container/bottle?	Yes <input checked="" type="checkbox"/>	No <input type="checkbox"/>	
Sample containers intact?	Yes <input checked="" type="checkbox"/>	No <input type="checkbox"/>	
Sufficient sample volume for indicated test?	Yes <input checked="" type="checkbox"/>	No <input type="checkbox"/>	
All samples received within holding time?	Yes <input checked="" type="checkbox"/>	No <input type="checkbox"/>	
Container/Temp Blank temperature in compliance?	Yes <input checked="" type="checkbox"/>	No <input type="checkbox"/>	
Sample(s) received on ice?	Yes <input checked="" type="checkbox"/>	No <input type="checkbox"/>	
Temperature(s)/Thermometer(s):	<input type="text" value="3.2 c"/>		
Cooler(s)/Kit(s):	<input type="text"/>		
Date/Time sample(s) sent to storage:	<input type="text" value="5/21/2014 12:31:53 PM"/>		
Water - VOA vials have zero headspace?	Yes <input type="checkbox"/>	No <input type="checkbox"/>	No VOA vials submitted <input checked="" type="checkbox"/>
Water - pH acceptable upon receipt?	Yes <input type="checkbox"/>	No <input type="checkbox"/>	N/A <input checked="" type="checkbox"/>
pH adjusted?	Yes <input type="checkbox"/>	No <input type="checkbox"/>	N/A <input checked="" type="checkbox"/>
pH adjusted by:	<input type="text"/>		

Login Notes:



Client Contacted: _____ Date Contacted: _____ Person Contacted: _____

Contacted By: _____ Regarding: _____

Comments:

CorrectiveAction: